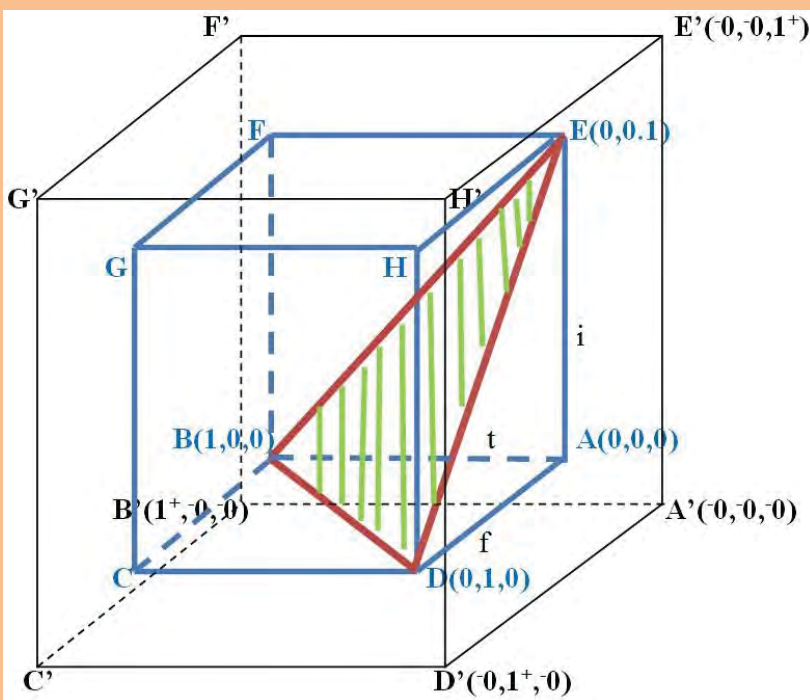


Vol. 24, 2019

# Neutrosophic Sets and Systems

An International Journal in Information Science  
and Engineering



ISSN 2331-6055 (print)

ISSN 2331-608X (online)



Neutrosophic Science  
International Association (NSIA)

*ISSN 2331-6055 (print)*

*ISSN 2331-608X (online)*

# Neutrosophic Sets and Systems

**An International Journal in Information Science and Engineering**



University of New Mexico



# Neutrosophic Sets and Systems

An International Journal in Information Science and Engineering

## Copyright Notice

*Copyright @ Neutrosophics Sets and Systems*

All rights reserved. The authors of the articles do hereby grant Neutrosophic Sets and Systems non-exclusive, worldwide, royalty-free license to publish and distribute the articles in accordance with the Budapest Open Initiative: this means that electronic copying, distribution and printing of both full-size version of the journal and the individual papers published therein for non-commercial, academic or individual use can be made by any user without permission or charge. The authors of the articles published in Neutrosophic Sets and Systems retain their rights to use this journal as a whole or any part of it in any other publications and in any way they see fit. Any part of Neutrosophic Sets and Systems howsoever used in other publications must include an appropriate citation of this journal.

## Information for Authors and Subscribers

"Neutrosophic Sets and Systems" has been created for publications on advanced studies in neutrosophy, neutrosophic set, neutrosophic logic, neutrosophic probability, neutrosophic statistics that started in 1995 and their applications in any field, such as the neutrosophic structures developed in algebra, geometry, topology, etc.

The submitted papers should be professional, in good English, containing a brief review of a problem and obtained results.

*Neutrosophy* is a new branch of philosophy that studies the origin, nature, and scope of neutralities, as well as their interactions with different ideational spectra.

This theory considers every notion or idea  $\langle A \rangle$  together with its opposite or negation  $\langle \text{anti}A \rangle$  and with their spectrum of neutralities  $\langle \text{neut}A \rangle$  in between them (i.e. notions or ideas supporting neither  $\langle A \rangle$  nor  $\langle \text{anti}A \rangle$ ). The  $\langle \text{neut}A \rangle$  and  $\langle \text{anti}A \rangle$  ideas together are referred to as  $\langle \text{non}A \rangle$ .

Neutrosophy is a generalization of Hegel's dialectics (the last one is based on  $\langle A \rangle$  and  $\langle \text{anti}A \rangle$  only).

According to this theory every idea  $\langle A \rangle$  tends to be neutralized and balanced by  $\langle \text{anti}A \rangle$  and  $\langle \text{non}A \rangle$  ideas - as a state of equilibrium.

In a classical way  $\langle A \rangle$ ,  $\langle \text{neut}A \rangle$ ,  $\langle \text{anti}A \rangle$  are disjoint two by two. But, since in many cases the borders between notions are vague, imprecise, Sorites, it is possible that  $\langle A \rangle$ ,  $\langle \text{neut}A \rangle$ ,  $\langle \text{anti}A \rangle$  (and  $\langle \text{non}A \rangle$  of course) have common parts two by two, or even all three of them as well.

*Neutrosophic Set* and *Neutrosophic Logic* are generalizations of the fuzzy set and respectively fuzzy logic (especially of intuitionistic fuzzy set and respectively intuitionistic fuzzy logic). In neutrosophic logic a proposition has a degree of truth ( $T$ ), a degree of indeterminacy ( $I$ ), and a degree of falsity ( $F$ ), where  $T, I, F$  are standard or non-standard subsets of  $]0, 1+[$ .

*Neutrosophic Probability* is a generalization of the classical probability and imprecise probability.

*Neutrosophic Statistics* is a generalization of the classical statistics.

What distinguishes the neutrosophics from other fields is the  $\langle \text{neut}A \rangle$ , which means neither  $\langle A \rangle$  nor  $\langle \text{anti}A \rangle$ .

$\langle \text{neut}A \rangle$ , which of course depends on  $\langle A \rangle$ , can be indeterminacy, neutrality, tie game, unknown, contradiction, ignorance, imprecision, etc.

All submissions should be designed in MS Word format using our template file:

<http://fs.unm.edu/NSS/NSS-paper-template.doc>.

A variety of scientific books in many languages can be downloaded freely from the Digital Library of Science:

<http://fs.unm.edu/ScienceLibrary.htm>.

To submit a paper, mail the file to the Editor-in-Chief. To order printed issues, contact the Editor-in-Chief. This journal is non-commercial, academic edition. It is printed from private donations.

Information about the neutrosophics you get from the UNM website:

<http://fs.unm.edu/neutrosophy.htm>. The

home page of the journal is accessed on

<http://fs.unm.edu/NSS>.



## Editors-in-Chief

Prof. Florentin Smarandache, PhD, Postdoc, Mathematics Department, University of New Mexico, Gallup, NM 87301, USA, Email: smarand@unm.edu.

Dr. Mohamed Abdel-Baset, Faculty of Computers and Informatics, Zagazig University, Egypt, Email: analyst\_mohamed@yahoo.com.

## Associate Editors

Said Broumi, University of Hassan II, Casablanca, Morocco, Email: broumisaid78@gmail.com.

Prof. Le Hoang Son, VNU Univ. of Science, Vietnam National Univ. Hanoi, Vietnam, Email: sonlh@vnu.edu.vn.

Huda E. Khalid, University of Telafer, College of Basic Education, Telafer - Mosul, Iraq, Email: hodaesmail@yahoo.com.

Dr. Mumtaz Ali, University of Southern Queensland, Australia, Email: bloomy\_boy2006@yahoo.com.

Prof. Xiaohong Zhang, Department of Mathematics, Shaanxi University of Science & Technology, Xian 710021, China, Email: zhangxh@shmtu.edu.cn.

## Editors

W. B. Vasantha Kandasamy, Indian Institute of Technology, Chennai, Tamil Nadu, India, Email: vasantakandasamy@gmail.com.

A. A. Salama, Faculty of Science, Port Said University, Egypt, Email: drsalama44@gmail.com.

Yanhui Guo, University of Illinois at Springfield, One University Plaza, Springfield, IL 62703, USA, Email: yguo56@uis.edu.

Young Bae Jun, Gyeongsang National University, South Korea, Email: skywine@gmail.com.

F. Gallego Lupianez, Universidad Complutense, Madrid, Spain, Email: fg\_lupianez@mat.ucm.es.

Vakkas Ulucay, Gaziantep University, Gaziantep, Turkey, Email: vulucay27@gmail.com.

Peide Liu, Shandong University of Finance and Economics, China, Email: peide.liu@gmail.com.

Pabitra Kumar Maji, Math Department, K. N. University, India, Email: pabitra\_maji@yahoo.com.

S. A. Albolwi, King Abdulaziz Univ., Jeddah, Saudi Arabia, Email: salwaalbolwi@hotmail.com.

Jun Ye, Shaoxing University, China, Email: yehjun@aliyun.com.

Madad Khan, Comsats Institute of Information Technology, Abbottabad, Pakistan, Email: madadmath@yahoo.com.

Stefan Vladutescu, University of Craiova, Romania, Email: stefan.vladutescu@yahoo.com.

Valeri Kroumov, Okayama University of Science, Japan, Email: val@ee.ous.ac.jp.

Dmitri Rabounski and Larissa Borissova, independent researchers, Email: rabounski@ptep-online.com, Email: lborissova@yahoo.com.

Selcuk Topal, Mathematics Department, Bitlis Eren University, Turkey, Email: s.topal@beu.edu.tr.

Luige Vladareanu, Romanian Academy, Bucharest, Romania, Email: luigiv@arexim.ro.

Ibrahim El-henawy, Faculty of Computers and Informatics, Zagazig University, Egypt, Email: henawy2000@yahoo.com.

A. A. A. Agboola, Federal University of Agriculture, Abeokuta, Nigeria, Email: aaaola2003@yahoo.com.

Luu Quoc Dat, Univ. of Economics and Business, Vietnam National Univ., Hanoi, Vietnam, Email: datlq@vnu.edu.vn.

Maikel Leyva-Vazquez, Universidad de Guayaquil, Ecuador, Email: mleyvaz@gmail.com.

Muhammad Akram, University of the Punjab, New Campus, Lahore, Pakistan, Email: m.akram@puccit.edu.pk.

Irfan Deli, Muallim Rifat Faculty of Education, Kilis 7 Aralik University, Turkey, Email: irfandeli@kilis.edu.tr.

Ridvan Sahin, Department of Mathematics, Faculty of Science, Ataturk University, Erzurum 25240, Turkey, Email: mat.ridone@gmail.com.

Ibrahim M. Hezam, Department of computer, Faculty of Education, Ibb University, Ibb City, Yemen, Email: ibrahim-zam.math@gmail.com.

Pingping Chi, China-Asean International College, Dhurakij Pun-

dit University, Bangkok 10210, Thailand, Email: chiping-ping@126.com.

Ameirys Betancourt-Vázquez, 1 Instituto Superior Politécnico de Tecnologías e Ciências (ISPTEC), Luanda, Angola, E-mail: ameirysbv@gmail.com.

Karina Pérez-Teruel, Universidad Abierta para Adultos (UAPA), Santiago de los Caballeros, República Dominicana, E-mail: karinapt@gmail.com.

Neilys González Benítez, Centro Meteorológico Pinar del Río, Cuba, E-mail: neilys71@nauta.cu.

B. Davvaz, Department of Mathematics, Yazd University, Iran, Email: davvaz@yazd.ac.ir.

Victor Christianto, Malang Institute of Agriculture (IPM), Malang, Indonesia, Email: victorchristianto@gmail.com.

Wadei Al-Omeri, Department of Mathematics, Al-Balqa Applied University, Salt 19117, Jordan, Email: wadeialomeri@bau.edu.jo, wadeimoon1@hotmail.com.

Ganeshsree Selvachandran, UCSI University, Jalan Menara Gading, Kuala Lumpur, Malaysia, Email: ganeshsree86@yahoo.com.

Saeid Jafari, College of Vestsjaelland South, Slagelse, Denmark, Email: jafariipersia@gmail.com.

Arun Kumar Sangaiah, VIT University, Vellore, India, Email: arunkumarsangaiah@gmail.com.

Kul Hur, Wonkwang University, Iksan, Jeollabukdo, South Korea, Email: kulhur@wonkwang.ac.kr.

Darjan Karabasevic, University Business Academy, Novi Sad, Serbia, Email: darjan.karabasevic@mef.edu.rs.

Kemal Veliyeva & Sadi Bayramov, Department of Algebra and Geometry, Baku State University, 23 Z. Khalilov Str., AZ1148, Baku, Azerbaijan, Email: kemal2607@mail.ru, Email: baysadi@gmail.com.

Dragisa Stanujkic, John Naisbitt University, Belgrade, Serbia, Email: dstanujkic@tfbor.bg.ac.rs.

E. K. Zavadskas, Vilnius Gediminas Technical University, Vilnius, Lithuania, Email: edmundas.zavadskas@vgtu.lt.

Inayat Rehman, College of Arts and Applied Sciences, Dhofar University Salalah, Oman, Email: inayat@yahoo.com.

Riad K. Al-Hamido, Math Department, College of Science, Al-Baath University, Homs, Syria, Email: riadh-amido1983@hotmail.com.

Suriana Alias, Universiti Teknologi MARA (UiTM) Kelantan, Campus Machang, 18500 Machang, Kelantan, Malaysia, Email: suria588@kelantan.uitm.edu.my.

M. Ganster, Graz University of Technology, Graz, Austria, Email: ganster@weyl.math.tu-graz.ac.at.

Willem K. M. Brauers, Faculty of Applied Economics, University of Antwerp, Antwerp, Belgium, Email: willem.brauers@ua.ac.be.

Philippe Schweizer, Independent Researcher, Av. de Lonay 11, 1110 Morges, Switzerland, Email: flippe2@gmail.com.

Angelo de Oliveira, Ciencia da Computacao, Universidade Federal de Rondonia, Porto Velho - Rondonia, Brasil, Email: angeo@unir.br.



## Contents

M. Mullai, R. Surya . <b>Neutrosophic Project Evaluation and Review Techniques</b> .....	1
K.Mohana, M.Mohanasundari. <b>On Some Similarity Measures of Single Valued Neutrosophic Rough Sets.</b> .....	10
D. Nagarajan, M.Lathamaheswari, Said Broumi, J. Kavikumar. <b>Blockchain Single and Interval Valued Neutrosophic Graphs</b> .....	23
Chul Hwan Park <b>Neutrosophic ideal of Subtraction Algebras</b> .....	36
Said Broumi, Mohamed Talea, Assia Bakali, Prem Kumar Singh, Florentin Smarandache. <b>Energy and Spectrum Analysis of Interval Valued Neutrosophic Graph using MATLAB</b> .....	46
Said Broumi, Mohamed Talea, Assia Bakali, Florentin Smarandache, Prem Kumar Singh, Mullai Murugappan, V.Venkateswara Rao. <b>A Neutrosophic Technique Based Efficient Routing Protocol for MANET Based on Its Energy and Distance</b> .....	61
M. Parimala, M. Karthika, S. Jafari, F. Smarandache, R.Udhayakumar. <b>Neutrosophic Nano ideal topological structure</b> .....	70
Naeem Jan, Lemnaouar Zedam, Tahir Mahmood, KifayatUllah, Said Broumi, Florentin Smarandache <b>Constant single valued neutrosophic graphs with Applications</b> .....	77
S.Saranya, M.Vigneshwaran. <b>Neutrosophic <math>b^*</math> <math>\alpha</math>-Closed Sets</b> .....	90
Azeddine Elhassouny, Florentin Smarandache <b>Neutrosophic modifications of Simplified TOPSIS for Imperfect Information (nS-TOPSIS)</b> .....	100
D. Nagarajan, M.Lathamaheswari, S. Broumi, J. Kavikumar. <b>Dombi Interval Valued Neutrosophic Graph and its Role in Traffic Control Management</b> .....	114
Ranjan Kumar, S A Edalatpanah, Sripati Jha, S.Broumi, Ramayan Singh, Arindam Dey. <b>A Multi Objective Programming Approach to Solve Integer Valued Neutrosophic Shortest Path Problems.</b> .....	134



# NEUTROSOPHIC PROJECT EVALUATION AND REVIEW TECHNIQUES

M. Mullai<sup>1\*</sup>, R. Surya<sup>2</sup>

<sup>1</sup>Department of Mathematics, Alagappa University, Karaikudi, Tamilnadu, India. E-mail: mullaim@alagappauniversity.ac.in<sup>\*</sup>

<sup>2</sup>Department of Mathematics, Alagappa University, Karaikudi, Tamilnadu, India. E-mail: suryarrm@gmail.com<sup>2</sup>

Correspondence: M. Mullai (email: mullaim@alagappauniversity.ac.in)

**Abstract:** One of the most important and challenging jobs that any manager can take in the management of a large scale project that requires coordinating numerous activities throughout the organization. Initially, the activity times are static within the CPM technique and probabilistic within the PERT technique. Since neutrosophic set is the generalization of fuzzy set and intuitionistic fuzzy set, a new method of project evaluation and review technique for a project network in neutrosophic environment is proposed in this paper. Considering single valued neutrosophic number as the time of each activity in the project network, neutrosophic expected task time, neutrosophic variance, neutrosophic critical path and the neutrosophic total expected time for completing the project network are calculated here. The main concept of Neutrosophic Project Evaluation and Review Technique(NPERT) method is to solve the ambiguities in the activity times of a project network easily than other existing methods like classical PERT, Fuzzy PERT etc. The proposed method is explained by an illustrative example and the results are discussed here.

**Keywords:** Neutrosophic set, Single Valued Neutrosophic Numbers, Neutrosophic critical path, Neutrosophic expected task times, Neutrosophic variance.

## 1. Introduction

The success of any large-scale project is very much dependent upon the quality of the planning, scheduling, and controlling of various phases of the project. Unless some type of planning and coordinating tool is used, the number of phases does not need to be very large before management starts losing control. Project Evaluation and Review Technique (PERT) is the best project management tool used to schedule, organize and coordinate the tasks in such type of large-scale project[3]. It is originally designed to plan a manufacturing project by employing a network of interrelated activities, coordinating optimum cost and time. It also emphasizes the relationship between the time of each activity, the costs associated with each phase, and the resulting time and cost for the anticipated completion of the entire project (Harry, 2004). PERT is also an integrated project management system to manage the complexities of major manufacturing projects and the time deadlines created by defence industry projects. Most of these management systems were developed following World War II, and each has its advantages. PERT was first developed in 1958 by the U.S. Navy Special Projects office on the Polaris missile system. Existing integrated planning on such a large scale was deemed inadequate, so the Navy pulled in the Lockheed Aircraft Corporation and the management consulting firm of Booz, Allen, and Hamilton. Traditional techniques such as line of balance, Gantt charts and other systems were eliminated and PERT evolved as a means to deal with various time periods and it takes to finish the critical activities of an overall project. All defence contractors adopted PERT to manage the massive one-time projects associated with the industry after 1960. Smaller businesses awarded defence related government contracts, found it necessary to use PERT[9]. A typical PERT network consists of activities and events. An event is the completion of one program component at a particular time. An activity is defined as the time and resources required to move from one event to another. Therefore, when events and activities are clearly defined, progress of a program is easily monitored, and the path of the project proceeds toward termination. PERT mandates that each preceding event be completed before succeeding events and thus the final project can be considered complete. The critical path is a combination of events and activities. Slack time is defined as the difference between the total expected activity time for the project and the actual time for the entire project. Slack time is the spare time experienced in the

PERT (Ghaleb, 2001). PERT plays a major role whenever uncertainty occurs in activity times of a project network[3]. Several researchers are introduced and discussed the concept of PERT/CPM in various situations[1,2,5,6,7,10,14,16,17,18,19]. Neutrosophic sets have been introduced as a generalization of crisp sets, fuzzy sets, and intuitionistic fuzzy sets to represent uncertain, inconsistent and incomplete information about real world problems. Elements of neutrosophic set are characterized by a truth-membership, falsity-membership and indeterminacy membership functions[11,12]. Neutrosophic set theory is applied in multi attribute decision making[15]. The subtraction and division of neutrosophic numbers were discussed in [13]. In this paper, new algorithm for finding project evaluation and review technique(NPERT) by neutro-sophic numbers for a given network is introduced in a better way than other existing methods. Neutrosophic critical path and their variance of a project network are calculated here. The neutrosophic expected task times for completing the project and the probability of time for completing the project within a expected period of time are also derived.

## 2.Preliminaries

Some basic definitions in neutrosophic set and neutrosophic numbers which are very useful in the construction of NPERT presented here.

**Definition 2.1. [8].** Let E be a universe. A neutrosophic set A in E is characterized by a truth-membership function  $T_A$ , a indeterminacy-membership function  $I_A$  and a falsity-membership function  $F_A$ .  $T_A(x)$ ,  $I_A(x)$  and  $F_A(x)$  are real standard elements of  $[0,1]$ . It can be written as

$$A = \{ \langle x, (T_A(x), I_A(x), F_A(x)) \rangle : x \in E; T_A(x), I_A(x), F_A(x) \in ] 0; 1^+ [ \}$$

There is no restriction on the sum of  $T_A(x)$ ,  $I_A(x)$  and  $F_A(x)$ . So,  $0 \leq T_A(x) + I_A(x) + F_A(x) \leq 3^+$ :

**Definition 2.2. [8].** Let E be a universe. A single valued neutrosophic set A, which can be used in real scientific and engineering applications, in E is characterized by a truth-membership function  $T_A$ , an indeterminacy-membership function  $I_A$  and a falsity-membership function  $F_A$ .  $T_A(x)$ ,  $I_A(x)$  and  $F_A(x)$  are real standard elements of  $[0,1]$ . It can be written as

$$A = \{ \langle x; (T_A(x), I_A(x), F_A(x)) \rangle : x \in E, T_A(x), I_A(x), F_A(x) \in [0; 1] \}$$

**Definition 2.3. [4].** Let  $\tilde{a} = \langle (a_1, b_1, c_1); \tilde{w}_a, \tilde{u}_a, \tilde{y}_a \rangle$ , and  $\tilde{b} = \langle (a_2, b_2, c_2); \tilde{w}_b, \tilde{u}_b, \tilde{y}_b \rangle$  be two single valued triangular neutrosophic numbers and  $\gamma \neq 0$  be any real number. Then,

$$1. \tilde{a} + \tilde{b} = \langle (a_1 + a_2, b_1 + b_2, c_1 + c_2); \tilde{w}_a \wedge \tilde{w}_b, \tilde{u}_a \vee \tilde{u}_b, \tilde{y}_a \vee \tilde{y}_b \rangle$$

$$2. \tilde{a} - \tilde{b} = \langle (a_1 - c_2, b_1 - b_2, c_1 - a_2); \tilde{w}_a \wedge \tilde{w}_b, \tilde{u}_a \vee \tilde{u}_b, \tilde{y}_a \vee \tilde{y}_b \rangle$$

$$3. \tilde{a}\tilde{b} = \begin{cases} \langle (a_1a_2, b_1b_2, c_1c_2); \tilde{w}_a \wedge \tilde{w}_b, \tilde{u}_a \vee \tilde{u}_b, \tilde{y}_a \vee \tilde{y}_b \rangle & (c_1 > 0; c_2 > 0) \\ \langle (a_1c_2, b_1b_2, c_1a_2); \tilde{w}_a \wedge \tilde{w}_b, \tilde{u}_a \vee \tilde{u}_b, \tilde{y}_a \vee \tilde{y}_b \rangle & (c_1 < 0; c_2 > 0) \\ \langle (c_1c_2, b_1b_2, a_1a_2); \tilde{w}_a \wedge \tilde{w}_b, \tilde{u}_a \vee \tilde{u}_b, \tilde{y}_a \vee \tilde{y}_b \rangle & (c_1 < 0; c_2 < 0) \end{cases}$$

$$4. \frac{\tilde{a}}{\tilde{b}} = \begin{cases} \langle (a_1/c_2, b_1/b_2, c_1/a_2); \tilde{w}_a \wedge \tilde{w}_b, \tilde{u}_a \vee \tilde{u}_b, \tilde{y}_a \vee \tilde{y}_b \rangle & (c_1 > 0; c_2 > 0) \\ \langle (c_1/c_2, b_1/b_2, c_1/c_2); \tilde{w}_a \wedge \tilde{w}_b, \tilde{u}_a \vee \tilde{u}_b, \tilde{y}_a \vee \tilde{y}_b \rangle & (c_1 < 0; c_2 > 0) \\ \langle (c_1/a_2, b_1/b_2, a_1/c_2); \tilde{w}_a \wedge \tilde{w}_b, \tilde{u}_a \vee \tilde{u}_b, \tilde{y}_a \vee \tilde{y}_b \rangle & (c_1 < 0; c_2 < 0) \end{cases}$$

$$5. \gamma\tilde{a} = \begin{cases} \langle (\gamma a_1, \gamma b_1, \gamma c_1); \tilde{w}_a, \tilde{u}_a, \tilde{y}_a \rangle & (\gamma > 0) \\ \langle (\gamma c_1, \gamma b_1, \gamma a_1); \tilde{w}_a, \tilde{u}_a, \tilde{y}_a \rangle & (\gamma < 0) \end{cases}$$

$$6. \tilde{a}^{-1} = \langle (1/c_1, 1/b_1, 1/a_1); \tilde{w}_a, \tilde{u}_a, \tilde{y}_a \rangle (\tilde{a} \neq 0)$$

**Definition 2.4. [8].** Let  $\tilde{A}_1 = \langle T_1, I_1, F_1 \rangle$  be a single valued neutrosophic number. Then, the score function  $s(\tilde{A}_1)$ , accuracy function  $a(\tilde{A}_1)$ , and certainty function  $c(\tilde{A}_1)$  of an single valued neutrosophic numbers are defined

1.  $s(\tilde{A}_1) = (T_1 + 1 - I_1 + 1 - F_1)/3$
2.  $a(\tilde{A}_1) = T_1 - F_1$
3.  $c(\tilde{A}_1) = T_1$

**Definition 2.5. [13].** Let  $A = (t_1, i_1, f_1)$  and  $B = (t_2, i_2, f_2)$  be two single-valued neutrosophic numbers, where  $t_1, i_1, f_1, t_2, i_2, f_2 \in [0; 1]$ , and  $0 \leq t_1, i_1, f_1 \leq 3$  and  $0 \leq t_2, i_2, f_2 \leq 3$ . The division of neutrosophic numbers A and B is defined as follows:

$A \oslash B = (t_1, i_1, f_1) \oslash (t_2, i_2, f_2) = (\frac{t_1 \cdot i_1 - i_2}{t_2 \cdot 1 - i_2}, \frac{f_1 - f_2}{1 - f_2})$ , where  $t_1, i_1, f_1, t_2, i_2, f_2 \in [0; 1]$ , with the restriction that  $t_2 \neq 0, i_2 \neq 1$  and  $f_2 \neq 1$

Similarly, the division of neutrosophic numbers only partially works, i.e. when  $t_2 \neq 0, i_2 \neq 1$  and  $f_2 \neq 1$ . In the same way, the restriction that

$(\frac{t_1 \cdot i_1 - i_2}{t_2 \cdot 1 - i_2}, \frac{f_1 - f_2}{1 - f_2}) \in ([0, 1], [0, 1], [0, 1])$  is set when the traditional case occurs, when the neutrosophic number components  $t, i, f$  are in the interval  $[0, 1]$ .

### 3 NPERT Analysis

NPERT computations are the same as those of NCPM[8]. The main difference is that instead of activity duration we use neutrosophic expected time for the activity. Activity times are represented by a neutrosophic probability distribution. This neutrosophic probability distribution is based on three different time estimates are as follows:

1. Neutrosophic Optimistic Time [  $t_o^N = (t_o^T, t_o^I, t_o^F)^N$  ]:

In this time, each and every activity of a network is going well without any disturbance like shortage of money, labour and raw materials etc., and the project will be completed within a period of expected time.

2. Neutrosophic Pessimistic Time [  $t_p^N = (t_p^T, t_p^I, t_p^F)^N$  ]:

In this time, most of the activities in a project are disturbed when the work is going. So, the project will not be completed in an expected period of time. The time of completion of the project will go more than the expected time.

3. Neutrosophic Most likely Time [  $t_m^N = (t_m^T, t_m^I, t_m^F)^N$  ]:

In this time, some of the activities are disturbed when the work is going. So the time of completion will extend slightly more than the expected time

Also the neutrosophic expected mean time [  $t_e^N = (t_e^T, t_e^I, t_e^F)^N$  ] and the neutrosophic variance  $\sigma^{2N} = (\sigma^{T^2}, \sigma^{I^2}, \sigma^{F^2})^N$  of the project network are given as follows:

$$t_e^N = \frac{1}{6} [t_o^N + 4t_m^N + t_p^N] \text{ and } \sigma^{2N} = \frac{(t_p^N - t_o^N)^2}{6}$$

The neutrosophic earliest and latest start time as well as neutrosophic earliest and latest finish time of each activity for finding neutrosophic critical path of a project are derived by using forward pass and backward pass calculations as follows:



**(a). Forward Pass Calculations:**

Here, we start from the initial node 1 with starting time zero in increasing order and end at final node n. At each node, neutrosophic earliest start and finish times are calculated by considering  $E(\mu_i)^N$ .

**Step:1** Set  $E(\mu_1)^N = \langle 0, 0, 0 \rangle$ ,  $i=1$  for the initial node.

**Step:2** Set neutrosophic earliest start for each activity as  $ES(\mu_{ij})^N = E(\mu_i)$  for all activities (i,j) that start at node i.

**Step:3** Compute neutrosophic earliest finish for each activity as  $EF(\mu_{ij})^N = E(\mu_{ij})^N + (t_{ij})^N = E(\mu_i)^N + (t_{ij})^N$ , for all activities (i,j) that start at node i and move on to next node.

**Step:4** If node  $j > i$ , compute neutrosophic earliest occurrence for each node j using  $E(\mu_j)^N = \max\{EF(\mu_{ij})^N\} = \max\{E(\mu_i)^N + (t_{ij})^N\}$ , for all immediate predecessor activities.

**Step:5** If  $j=n$ (final node), then the neutrosophic earliest finish time for the project is given by  $E(\mu_n)^N = \max\{EF(\mu_{ij})^N\} = \max\{E(\mu_{n-1})^N + (t_{ij})^N\}$ :

**(b). Backward Pass Calculations:**

Here, we start from last(final) node n of the network in decreasing order and end at initial node 1. At every node, neutrosophic latest finish and start times for each activity are calculated by considering  $L(\mu_j)^N$ .

**Step:1**  $L(\mu_n)^N = E(\mu_n)^N$ ,  $j=n$ .

**Step:2** Set neutrosophic latest finish time for each activity as  $LF(\mu_{ij})^N = L(\mu_j)$  that ends at node j.

**Step:3** Compute neutrosophic latest occurrence time for all activities ends at j as  $LS(\mu_{ij})^N = LF(\mu_{ij})^N - (t_{ij})^N = L(\mu_j)^N - (t_{ij})^N$ , for all activities (i,j) that start at node i and move on to next node.

**Step:4** If node  $i < j$ , compute neutrosophic latest occurrence time for each node i, using  $L(\mu_i)^N = \min\{LS(\mu_{ij})^N\} = \min\{L(\mu_j)^N - (t_{ij})^N\}$  by proceeding backward process from node j to node 1.

**Step:5** If  $j=1$ (initial node), then we have  $L(\mu_1)^N = \min\{LS(\mu_{ij})^N\} = \min\{L(\mu_2)^N - (t_{ij})^N\}$ :

From the above calculations, an activity (i,j) will be critical if it satisfies the following conditions:

- (i).  $E(\mu_i)^N = L(\mu_i)^N$  and  $E(\mu_j)^N = L(\mu_j)^N$
- (ii).  $E(\mu_j)^N - E(\mu_i)^N = L(\mu_j)^N - L(\mu_i)^N = (t_{ij})^N$ .

An activity which does not satisfies the above conditions is called non critical activity.

**3.1 Neutrosophic Float or Slack of an activity and event:**

The neutrosophic time of an activity which makes delay in its completion time without affecting the total project completion time is called neutrosophic float. Neutrosophic event float and neutrosophic activity float are two types of neutrosophic floats.

**1. Neutrosophic Event float:**

The neutrosophic float of an event is the difference between its neutrosophic latest and earliest time. (i.e). Neutrosophic event float =  $L(\mu_i)^N - E(\mu_{ij})^N$

**2. Neutrosophic activity float:**

Neutrosophic total float and neutrosophic free float are two types of neutrosophic activity floats. They are calculated as follows:

**a. Neutrosophic total float(NTF)**

Neutrosophic total float is the positive difference between the neutrosophic earliest finish(start) time and neutrosophic latest finish(start) time of an activity.

$$\text{Neutrosophic total float (NTF)} = \text{LF}(\mu_{ij})^N - \text{EF}(\mu_{ij})^N \text{ (or) } \text{LS}(\mu_{ij})^N - \text{ES}(\mu_{ij})^N$$

**b. Neutrosophic free float(NFF)**

The delay in neutrosophic time of an activity which does not cause delay in its immediate successor activities is called neutrosophic free float of an activity.

$$\text{Neutrosophic free float(NFF)} = (E(\mu_j)^N - E(\mu_i)^N) - (t_{ij})^N$$

**3.2 Neutrosophic Project Evaluation an Review Technique Algorithm:**

In this section, NPERT algorithm for a project network is established. This algorithm is used to find the neutrosophic critical path, neutrosophic expected time to complete each activity in a project and to calculate the probability of the neutrosophic expected time to complete the total project within a given period of time when it is not able to find best solution using existing methods in uncertain environment.

**Step:1** Calculate neutrosophic earliest and latest work time for every activity using forward pass and backward pass calculations.

**Step:2** Using neutrosophic earliest and latest work time of every activity, determine neutrosophic critical path for the given network.

**Step:3** Calculate neutrosophic expected time of every activity for the given network.

**Step:4** Calculate neutrosophic expected variance.

**Step:5** Calculate neutrosophic total float of every activity.

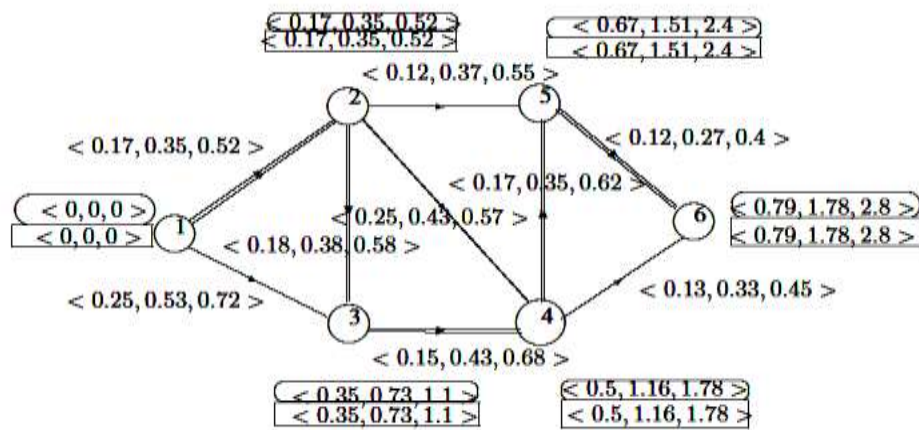
**Step:6** Find neutrosophic standard normal  $Z^N = \frac{D^N - E(\mu_c^N)}{\sigma^N}$  using the neutrosophic critical path.

**Step:7** Finally estimate the probability of completing the project within a due date.

**Illustrative Example:**

The neutrosophic estimate times for all activities in a project network are given in the following table.

Task	Neutro. optimistic time ( $t_o^N$ )	Neutro. Most likely time( $t_m^N$ )	Neutro. Pessimistic time( $t_p^N$ )
A(1,2)	< 0.1, 0.7, 0.8 >	< 0.2, 0.3, 0.5 >	< 0.1, 0.2, 0.3 >
A(1,3)	< 0.2, 0.8, 0.9 >	< 0.3, 0.5, 0.7 >	< 0.1, 0.4, 0.6 >
A(2,3)	< 0.1, 0.4, 0.7 >	< 0.2, 0.4, 0.6 >	< 0.2, 0.3, 0.4 >
A(2,4)	< 0.2, 0.6, 0.7 >	< 0.3, 0.4, 0.5 >	< 0.1, 0.4, 0.7 >
A(2,5)	< 0.1, 0.3, 0.6 >	< 0.1, 0.4, 0.5 >	< 0.2, 0.5, 0.7 >
A(3,4)	< 0.2, 0.5, 0.9 >	< 0.1, 0.4, 0.6 >	< 0.3, 0.5, 0.8 >
A(4,5)	< 0.1, 0.2, 0.4 >	< 0.2, 0.4, 0.7 >	< 0.1, 0.3, 0.5 >
A(4,6)	< 0.2, 0.4, 0.6 >	< 0.1, 0.3, 0.4 >	< 0.3, 0.4, 0.5 >
A(5,6)	< 0.1, 0.5, 0.7 >	< 0.1, 0.2, 0.3 >	< 0.2, 0.3, 0.5 >



Determine the following:

- Neutrosophic earliest and neutrosophic latest expected times for each node
- Neutrosophic critical path
- Neutrosophic expected task times and their variance
- The probability that the project will be completed within  $[D^N =] \langle 0.8, 2, 3 \rangle$

**Solution:**

**i(a). Neutrosophic earliest expected task times:**

$$\begin{aligned}
 E(\mu_1)^N &= \langle 0, 0, 0 \rangle \\
 E(\mu_2)^N &= \langle 0, 0, 0 \rangle + \langle 0.17, 0.35, 0.52 \rangle \\
 &= \langle 0.17, 0.35, 0.52 \rangle \\
 E(\mu_3)^N &= \max \{ \langle 0, 0, 0 \rangle + \langle 0.25, 0.53, 0.72 \rangle, \langle 0.17, 0.35, 0.52 \rangle + \langle 0.18, 0.38, 0.58 \rangle \} \\
 &= \langle 0.35, 0.73, 1.1 \rangle
 \end{aligned}$$

Similarly,

$$\begin{aligned}
 E(\mu_4)^N &= \langle 0.5, 1.16, 1.78 \rangle \\
 E(\mu_5)^N &= \langle 0.67, 1.51, 2.4 \rangle \\
 E(\mu_6)^N &= \langle 0.79, 1.78, 2.8 \rangle
 \end{aligned}$$

**i(b). Neutrosophic latest expected task times:**

$$\begin{aligned}
 L(\mu_6)^N &= \langle 0.79, 1.78, 2.8 \rangle \\
 L(\mu_5)^N &= \langle 0.79, 1.78, 2.8 \rangle - \langle 0.12, 0.27, 0.4 \rangle \\
 L(\mu_4)^N &= \min \{ \langle 0.79, 1.78, 2.8 \rangle - \langle 0.13, 0.33, 0.45 \rangle, \langle 0.67, 1.51, 2.4 \rangle - \langle 0.17, 0.35, 0.62 \rangle \} \\
 &= \langle 0.5, 1.16, 1.78 \rangle
 \end{aligned}$$

Similarly,

$$\begin{aligned}
 L(\mu_3)^N &= \langle 0.35, 0.73, 1.1 \rangle \\
 L(\mu_2)^N &= \langle 0.17, 0.35, 0.52 \rangle \\
 L(\mu_1)^N &= \langle 0, 0, 0 \rangle
 \end{aligned}$$

**ii.** From i(a) and i(b), we conclude that the neutrosophic critical path is  $1 \rightarrow 2 \rightarrow 3 \rightarrow 4 \rightarrow 5 \rightarrow 6$ .

**iii.** From above neutrosophic critical path, the total neutrosophic expected task time for completing the project is  $\langle 0.79, 1.78, 2.8 \rangle$

Also, the neutrosophic variance for the critical activities are:

Task	$t_e^N = \frac{1}{6} [t_o^N + 4t_m^N + t_p^N]$	$\sigma^{2N} = \frac{(t_p^N - t_o^N)^2}{6}$
(1,2)	< 0.17, 0.35, 0.52 >	< 0, 0.0064, 0.0064 >
(2,3)	< 0.18, 0.38, 0.58 >	< 0.0004, 0.0004, 0.0025 >
(3,4)	< 0.15, 0.43, 0.68 >	< 0.0004, 0, 0.0004 >
(4,5)	< 0.17, 0.35, 0.62 >	< 0, 0.0004, 0.0004 >
(5,6)	< 0.12, 0.27, 0.4 >	< 0.0004, 0.0009, 0.0009 >
<b>Total</b>	< 0.79, 1.78, 2.8 >	< 0.0012, 0.0081, 0.0106 >

**Table.1**

Hence, from table(1), the neutrosophic expected mean time  $[E(\mu_e^N)] = < 0.79, 1.78, 2.8 >$  and the neutrosophic expected variance  $[\sigma^{2N}] = < 0.0012, 0.0081, 0.0106 >$

So,  $\sigma^N = < 0.0346, 0.09, 0.103 >$ .

Now,

$$\begin{aligned}
 Z^N &= \frac{D^N - E(\mu_s^N)}{\sigma^N} \\
 &= \frac{< 0.8, 2, 3 > - < 0.79, 1.78, 2.8 >}{< 0.0346, 0.09, 0.103 >} \\
 &= \frac{< 0.01, 0.22, 0.2 >}{< 0.0346, 0.09, 0.103 >} \\
 &= < 0.29, 0.143, 0.108 > \\
 &= 0.6796
 \end{aligned}$$

by score function in definition 2.4.

iv. From the table of area under normal curve,  $P(Z^N \leq 0.6796) = 0.5 + 0.2517 = 0.7517$ .  
Therefore, the required probability that the project will be completed within the time < 0.8, 2, 3 > is 0.7517.

## 4 Applications

This method is very useful than other existing methods like PERT, fuzzy PERT and intuitionistic fuzzy PERT etc., whenever uncertainty occurs in various activities like planning, scheduling, developing, designing, testing, maintaining and advertising for the fields of administration, construction, manufacturing and marketing etc.,

## 5 Advantages

1. It gives the better accuracy than other methods for each and every activity of a project.
2. Due to its accuracy, it is easy to find the best optimum schedule for every project.
3. Also the level of performance of each and every activity will be increased by interrelating them.
4. Controlling each activity in a project become very simple.

## Conclusion

In this paper, NPERT calculation with single valued neutrosophic numbers for finding the total neutrosophic expected task time for completing a project network is introduced. The proposed method helps the users to take right decisions in scheduling, organizing and completing the project within a minimum duration. Also, it helps to find the probability of neutrosophic estimate time of a project. Comparing with other existing methods, this method gives better results and also the NPERT algorithm is explained by an example using a set of neutrosophic numbers as length of arcs in a network. The applications and advantages of proposed method are also given. In future, we have planned to use this NPERT method in various network models.

## References

- [1] Amit Adate et al, Analysis of project Planning using cpm and pert, International Journal of Computer Science and Mobile Computing, Vol.6 Issue.10, October- 2017, pg. 24-25.
- [2] Frederick S. Hillier, Gerald J. Lieberman, Operations Research, CBS Publishers and Distributers, Delhi, 2nd Edition, 2000.
- [3] Hamdy A. Taha, Operations Research: An Introduction, Eighth Edition.
- [4] Irfan Deli, Yusuf Subas, Single valued neutrosophic numbers and their applications to multicriteria decision making problem.
- [5] P. Jayagowri., G. Geetharamani, A Critical Path Problem Using Intuitionistic Trapezoidal Fuzzy Number, Applied Mathematical Sciences, Vol. 8, 2014, no. 52, 2555 - 2562.
- [6] H.S. Kasana, K.D. Kumar, Introductory Operations Research: Theory and Applications, Springer International Edition.
- [7] Mete Mazluma et al, CPM, PERT and Project management with fuzzy logic technique and implementation on a business, Procedia - Social and Behavioral Sciences 210 ( 2015 ) 348 357.
- [8] Mullai M., Stephen A, Neutrosophic Critical Analysis for Project Network, Asian Journal of Mathematics and Computer Research, 21(1): 28-35, 2017.
- [9] Onifade Morakinyo Kehinde et al, Application of Project Evaluation and Review Technique (PERT) in road construction projects in Nigeria, European Project Management Journal, Volume 7, Issue 2, December 2017.
- [10] Peng. J. J, Wang J.Q., Wang. J., Zhang. H and Chen. X.H, Simplified neutrosophic sets and their applications in multi-criteria group decision-making problems, Int. J. Syst. Sci. (2015), DOI:10.1080/00207721.2014.994050.
- [11] Smarandache F., Neutrosophic set, a generalisation of the intuitionistic fuzzy sets, Int. J. Pure Appl. Math. 2005;24:287-297.
- [12] Smarandache F., Unifying Field in Logics. Neutrosophy: Neutrosophic Probability, Set and Logic., Rehoboth: American Research Press,1998.
- [13] Smarandache F., Subtraction and Division of Neutrosophic Numbers, Critical Review. Volume XIII, 2016.
- [14] G. Sudha et al, Solving Critical Path Problem using Triangular Intuitionistic Fuzzy Number, Intern. J. Fuzzy Mathematical Archive, Vol. 14, No. 1, 2017, 1-8, ISSN: 2320 3242 (P), 2320 3250 (online), Published on 11 December 2017.

- 
- [15] Surapati Pramanik et al., Contributions of Selected Indian Researchers to Multi Attribute Decision Making in Neutrosophic Environment: An Overview, Neutrosophic Sets and Systems, Vol. 20, 2018.
- [16] Thaeir Ahmed Saadoon Al Samman et al , Fuzzy PERT for project management, International Journal of Advances in Engi-neering and Technology, Sept., 2014.Vol. 7, Issue 4, pp. 1150-1160.
- [17] Vanhoucke M, Project Management with Dynamic Scheduling, DOI 10.1007/978-3-642-40438-2 2, Springer-Verlag Berlin Heidelberg 2013.
- [18] Wan S. P., Power average operators of trapezoidal intuitionistic fuzzy numbers and application to multi-attribute group decision making, Applied Mathematical Modelling 37: 4112-4126(2013).
- [19] M.F. Yang et al, Applying fuzzy time distribution in PERT Model, Proceedings of the International MultiConference of Engineers and Computer Scientists 2014 Vol II, IMECS 2014, March 12 - 14, 2014, Hong Kong.

Received: October 14, 2018

Accepted: March, 2, 2019



# On Some Similarity Measures of Single Valued Neutrosophic Rough Sets.

K.Mohana<sup>1</sup>, M.Mohanasundari<sup>2</sup>

<sup>1</sup> Assistant Professor, Department of Mathematics, Nirmala College For Women, Bharathiyar University, Coimbatore, 641 018, India.

<sup>2</sup> Assistant Professor, Department of Mathematics, Bannari Amman Institute of Technology, Anna University, Sathyamangalam, 638 401, India.

E-mail : riyaraju1116@gmail.com<sup>1</sup>, mohanasundari@bitsathy.ac.in<sup>2</sup>

**Abstract.** In this paper we have obtained the similarity measures between single valued neutrosophic rough sets by analyzing the concept of its distance between them and studied its properties. Further we have studied its similarity based on its membership degrees and studied its properties. We have also defined the cardinality of two single valued neutrosophic rough sets. A numerical example in medical diagnosis is given for the proposed similarity measure of the single valued neutrosophic rough sets which helps us to prove the usefulness and flexibility of the proposed method.

**Keywords:** Single valued neutrosophic rough sets, similarity measure, cardinality.

## 1 Introduction

Fuzzy sets are generalizations of classical (crisp) sets which is based on partial membership of the elements and this was proposed by Zadeh [32] in 1965.. In 1983, K. Atanassov [2] proposed the concept of Intuitionistic fuzzy set which is a generalization of fuzzy set theory and is based on the degree of membership and non-membership and is described in the real unit interval  $[0,1]$ , whose sum also belongs to the same interval.

IFS has numerous applications in decision making problems, medical diagnosis etc. After the theory of IFS many theories have been developed which are suitable in their respective areas.

In 1995 Florentin Smarandache [27] proposed the concept of Neutrosophic logic which provides the main distinction of fuzzy and IFS. It is a logic which is based on degree of truth (T), degree of indeterminacy (I) and degree of falsity (F) and lies in the nonstandard unit interval  $]0-,1+[$ . Neutrosophic set theory deals with uncertainty factor i.e, indeterminacy factor which is independent of truth and falsity values. Neutrosophic theory is applicable to the fields which is related to indeterminacy factor i.e, in the field of image processing, medical diagnosis and decision making problem.

In 1982, Pawlak [18] introduced the concept of rough set which is based upon the approximation of sets known as lower and upper approximation of a set. These two lower and upper approximation operators based on equivalence relation.

Rough fuzzy sets, intuitionistic fuzzy rough sets, neutrosophic rough sets are introduced by combining the rough sets respectively with fuzzy, intuitionistic, neutrosophic sets. In particular rough neutrosophic set initiated by Broumi and Smarandache (2014) [5]. C. Antony Crispin Sweetey & I. Arockiarani(2016)[1] studied the concept of neutrosophic rough set algebra[1]. Wang (2010) [30] proposed the concept of SVNS which is a very new hot research topic.

SVNS and rough sets both deals with inaccuracy information and both combined together to provide a new hybrid model of single valued neutrosophic rough set. Many authors [3,4,6,8,9,19,31] studied the concept of

similarity and entropy between the two single valued neutrosophic sets which helps to identify whether two sets are identical or atleast to what degree they are identical by using the concept of distance formula and membership function. Similarity plays a vital role in many fields like computational intelligence, psychology and linguistics, medical diagnosis, multi-attribute decision making problems.

Smarandache.F introduced the “Neutrosophic Sets and Systems“ and its applications have been spreaded in all directions at an amazing rate. Smarandache, F. & Pramanik, S. (Eds). (2016)[28] *New trends in neutrosophic theory and applications* emphases on theories, procedures, systems for decision making, medical diagnosis and also discussed the topic includes e-learning, graph theory and some more. Recently Smarandache, F. & Pramanik, S. (Eds). (2018) and Mondal, K., Pramanik, S., & Giri, B. C. (2018) [29,17] studies *New trends in neutrosophic theory and applications, Fuzzy Multicriteria Decision Making Using Neutrosophic Sets* which provides the innovative study and application papers from diverse viewpoints covering the areas of neutrosophic studies, such as decision making, graph theory, image processing, probability theory, topology, and some abstract papers.

Pramanik, S., Roy, R., Roy, T. K., & Smarandache, F. (2018)[24] studied multi-attribute decision making based on several trigonometric hamming similarity measures under interval rough neutrosophic environment. Pramanik, S., Roy, R., Roy, T. K. & Smarandache, F. (2017)[23] also proposed the concept of multi criteria decision making using correlation coefficient under rough neutrosophic environment. Pramanik, S., & Mondal, K. (2015)[20] Mondal, K., Pramanik, S., & Smarandache, F. (2016) [9] studied several trigonometric Hamming similarity measures of rough neutrosophic sets and their applications in decision making.

Medical diagnosis is the process of determining which disease or condition explains a person’s symptoms and signs. Similarity measures plays a efficient role in analysing the medical diagnosis problem. S. Pramanik, and K. Mondal. (2015)[12] described the cotangent similarity measure of rough neutrosophic sets and its application to medical diagnosis. And also Pramanik, S., & Mondal, K. (2015)[13] studied Cosine similarity measure of rough neutrosophic sets and its application in medical diagnosis.

In this paper Section 2 gives some basic definitions of rough sets, neutrosophic sets, SVNSSs and single valued neutrosophic rough sets. Section. 3 provides the distance and cardinality of two single valued neutrosophic rough sets with suitable example. In Section.4, we investigate the similarity measure of two single valued neutrosophic rough sets based on distance formulae and membership degrees. Section 5 gives a numerical example in medical diagnosis for the proposed similarity measure of single valued neutrosophic rough sets. Section 6 concludes the paper.

## 2 Preliminaries

In this section we recall the basic definitions of rough sets, Neutrosophic sets and single valued neutrosophic rough sets which will be used in the rest of the paper.

### 2.1 Definition 2.1[5]

Let  $U$  be any non-empty set. Suppose  $R$  is an equivalence relation over  $U$ . For any non – null subset  $X$  of  $U$ , the sets  $A_1(x) = \{X : [x]_R \subseteq X\}$  and  $A_2(x) = \{X : [x]_R \cap X \neq \emptyset\}$  are called the lower approximation and upper approximation respectively of  $X$  where the pair  $S=(U,R)$  is called an approximation space. This equivalence relation  $R$  is called indiscernibility relation. The pair  $A(X) = (A_1(X), A_2(X))$  is called the rough set of  $X$  in  $S$ . Here  $[x]_R$  denotes the equivalence class of  $R$  containing  $x$ .

### 2.2 Definition 2.2[27]

Let  $X$  be an universe of discourse, with a generic element in  $X$  denoted by  $x$ , the neutrosophic (NS) set is an object having the form,  $A = \{ \langle x : \mu_A(x), \nu_A(x), \omega_A(x) \rangle, x \in X \}$  where the functions



$\mu, \nu, \omega : X \rightarrow ]^{-}0, 1^{+}[$  define respectively the degree of membership ( or truth ) , the degree of indeterminacy, and the degree of non-membership ( or falsehood ) of the element  $x \in X$  to the set A with the condition,

$$^{-}0 \leq \mu_A(x) + \nu_A(x) + \omega_A(x) \leq 3^{+}$$

**2.3 Definition 2.3[30]**

Let U be a space of points (objects), with a generic element in U denoted by  $x$  . A single valued neutrosophic set (SVNS) A in U is characterized by a truth-membership function  $T_A$  , an indeterminacy- membership function  $I_A$  and a falsity membership function  $F_A$  , where  $\forall x \in U, T_A(x), I_A(x), F_A(x) \in [0, 1]$  and  $0 \leq T_A(x) + I_A(x) + F_A(x) \leq 3$  A SVNS A can be expressed as  $A = \{ \langle x : T_A(x), I_A(x), F_A(x) \rangle, x \in U \}$

**2.4 Definition 2.4[7]**

A SVNS R in  $U \times U$  is referred to as a single valued neutrosophic relation (SVNR) in U, denoted by

$$R = \{ \langle (x, y) : T_R(x, y), I_R(x, y), F_R(x, y) \rangle / (x, y) \in U \times U \}$$

where  $T_R : U \times U \rightarrow [0, 1]$ ,  $I_R : U \times U \rightarrow [0, 1]$  and  $F_R : U \times U \rightarrow [0, 1]$  represent the truth – membership function, indeterminacy-membership function and falsity-membership function of R respectively. Based on a SVNR, Yang et al.[4] gave the notion of single valued neutrosophic rough set as follows.

Let  $\tilde{R}$  be a SVNR in U, the tuple  $(U, \tilde{R})$  is called a single valued neutrosophic approximation space  $\forall \tilde{A} \in SVNS(U)$  , the lower and upper approximations of  $\tilde{A}$  with respect to  $(U, \tilde{R})$  , denoted by  $\underline{\tilde{R}}(\tilde{A})$  and  $\overline{\tilde{R}}(\tilde{A})$  are two SVNS's whose membership functions are defined as  $\forall x \in U$  ,

$$T_{\underline{\tilde{R}}(\tilde{A})}(x) = \bigwedge_{y \in U} (F_{\tilde{R}}(x, y) \vee T_{\tilde{A}}(y)),$$

$$I_{\underline{\tilde{R}}(\tilde{A})}(x) = \bigvee_{y \in U} ((1 - I_{\tilde{R}}(x, y) \wedge I_{\tilde{A}}(y)),$$

$$F_{\underline{\tilde{R}}(\tilde{A})}(x) = \bigvee_{y \in U} (T_{\tilde{R}}(x, y) \wedge F_{\tilde{A}}(y)),$$

$$T_{\overline{\tilde{R}}(\tilde{A})}(x) = \bigvee_{y \in U} (T_{\tilde{R}}(x, y) \wedge T_{\tilde{A}}(y)),$$

$$I_{\overline{\tilde{R}}(\tilde{A})}(x) = \bigwedge_{y \in U} (I_{\tilde{R}}(x, y) \vee I_{\tilde{A}}(y)),$$

$$F_{\overline{\tilde{R}}(\tilde{A})}(x) = \bigwedge_{y \in U} (F_{\tilde{R}}(x, y) \vee F_{\tilde{A}}(y)).$$

The pair  $(\underline{\tilde{R}}(\tilde{A}), \overline{\tilde{R}}(\tilde{A}))$  is called a single valued neutrosophic rough set of  $\tilde{A}$  with respect to  $(U, \tilde{R})$  .  $\underline{\tilde{R}}$  and  $\overline{\tilde{R}}$  are referred to as single valued neutrosophic lower and upper approximation operators respectively.

**3 Distance between two single valued neutrosophic rough sets**

In this section we define the distance between two single valued neutrosophic rough sets of  $\tilde{A}$  and  $\tilde{B}$  with respect to  $(U, \tilde{R}_1)$  and  $(U, \tilde{R}_2)$  in the universe  $U = \{ x_1, x_2, x_3, \dots, x_n \}$ .

### 3.1 Definition 3.1

Let us consider two single valued neutrosophic rough sets of  $\tilde{A}$  and  $\tilde{B}$  with respect to  $(U, \tilde{R}_1)$  and  $(U, \tilde{R}_2)$  in the universe  $U = \{x_1, x_2, x_3, \dots, x_n\}$ . Here  $\underline{\tilde{R}}$  and  $\overline{\tilde{R}}$  are referred to as the single valued neutrosophic lower and upper approximation operators respectively. Throughout this section  $\tilde{A}$  and  $\tilde{B}$  denote the single valued neutrosophic rough sets with respect to  $(U, \tilde{R}_1)$  and  $(U, \tilde{R}_2)$ .

(i) The Hamming distance of two single valued neutrosophic rough sets  $\tilde{A}$  and  $\tilde{B}$  with respect to its lower approximation:

$$d_{\underline{N}}(\tilde{A}, \tilde{B}) = \sum_{i=1}^n \{ |T_{\underline{\tilde{R}}(\tilde{A})}(x_i) - T_{\underline{\tilde{R}}(\tilde{B})}(x_i)| + |I_{\underline{\tilde{R}}(\tilde{A})}(x_i) - I_{\underline{\tilde{R}}(\tilde{B})}(x_i)| + |F_{\underline{\tilde{R}}(\tilde{A})}(x_i) - F_{\underline{\tilde{R}}(\tilde{B})}(x_i)| \} \quad (1)$$

(ii) The Hamming distance of two single valued neutrosophic rough sets  $\tilde{A}$  and  $\tilde{B}$  with respect to its upper approximation:

$$d_{\overline{N}}(\tilde{A}, \tilde{B}) = \sum_{i=1}^n \{ |T_{\overline{\tilde{R}}(\tilde{A})}(x_i) - T_{\overline{\tilde{R}}(\tilde{B})}(x_i)| + |I_{\overline{\tilde{R}}(\tilde{A})}(x_i) - I_{\overline{\tilde{R}}(\tilde{B})}(x_i)| + |F_{\overline{\tilde{R}}(\tilde{A})}(x_i) - F_{\overline{\tilde{R}}(\tilde{B})}(x_i)| \} \quad (2)$$

(iii) The normalized Hamming distance of  $\tilde{A}$  and  $\tilde{B}$  with respect to its lower approximation:

$$l_{\underline{N}}(\tilde{A}, \tilde{B}) = \frac{1}{3n} \sum_{i=1}^n \{ |T_{\underline{\tilde{R}}(\tilde{A})}(x_i) - T_{\underline{\tilde{R}}(\tilde{B})}(x_i)| + |I_{\underline{\tilde{R}}(\tilde{A})}(x_i) - I_{\underline{\tilde{R}}(\tilde{B})}(x_i)| + |F_{\underline{\tilde{R}}(\tilde{A})}(x_i) - F_{\underline{\tilde{R}}(\tilde{B})}(x_i)| \} \quad (3)$$

(iv) The normalized Hamming distance of  $\tilde{A}$  and  $\tilde{B}$  with respect to its upper approximation:

$$l_{\overline{N}}(\tilde{A}, \tilde{B}) = \frac{1}{3n} \sum_{i=1}^n \{ |T_{\overline{\tilde{R}}(\tilde{A})}(x_i) - T_{\overline{\tilde{R}}(\tilde{B})}(x_i)| + |I_{\overline{\tilde{R}}(\tilde{A})}(x_i) - I_{\overline{\tilde{R}}(\tilde{B})}(x_i)| + |F_{\overline{\tilde{R}}(\tilde{A})}(x_i) - F_{\overline{\tilde{R}}(\tilde{B})}(x_i)| \} \quad (4)$$

(v) The Euclidian distance of two single valued neutrosophic rough sets  $\tilde{A}$  and  $\tilde{B}$  with respect to its lower approximation:

$$e_{\underline{N}}(\tilde{A}, \tilde{B}) = \sqrt{\sum_{i=1}^n (T_{\underline{\tilde{R}}(\tilde{A})}(x_i) - T_{\underline{\tilde{R}}(\tilde{B})}(x_i))^2 + (I_{\underline{\tilde{R}}(\tilde{A})}(x_i) - I_{\underline{\tilde{R}}(\tilde{B})}(x_i))^2 + (F_{\underline{\tilde{R}}(\tilde{A})}(x_i) - F_{\underline{\tilde{R}}(\tilde{B})}(x_i))^2} \quad (5)$$

(vi) The Euclidian distance of two single valued neutrosophic rough sets  $\tilde{A}$  and  $\tilde{B}$  with respect to its upper approximation:

$$e_{\overline{N}}(\tilde{A}, \tilde{B}) = \sqrt{\sum_{i=1}^n (T_{\overline{\tilde{R}}(\tilde{A})}(x_i) - T_{\overline{\tilde{R}}(\tilde{B})}(x_i))^2 + (I_{\overline{\tilde{R}}(\tilde{A})}(x_i) - I_{\overline{\tilde{R}}(\tilde{B})}(x_i))^2 + (F_{\overline{\tilde{R}}(\tilde{A})}(x_i) - F_{\overline{\tilde{R}}(\tilde{B})}(x_i))^2} \quad (6)$$

(vii) The normalized Euclidian distance of two single valued neutrosophic rough sets  $\tilde{A}$  and  $\tilde{B}$  with respect to its lower approximation:

$$q_{\underline{N}}(\tilde{A}, \tilde{B}) = \sqrt{\frac{1}{3n} \sum_{i=1}^n (T_{\underline{\tilde{R}}(\tilde{A})}(x_i) - T_{\underline{\tilde{R}}(\tilde{B})}(x_i))^2 + (I_{\underline{\tilde{R}}(\tilde{A})}(x_i) - I_{\underline{\tilde{R}}(\tilde{B})}(x_i))^2 + (F_{\underline{\tilde{R}}(\tilde{A})}(x_i) - F_{\underline{\tilde{R}}(\tilde{B})}(x_i))^2} \quad (7)$$

(viii) The normalized Euclidian distance of two single valued neutrosophic rough sets  $\tilde{A}$  and  $\tilde{B}$  with respect to its upper approximation:

$$q_N(\tilde{A}, \tilde{B}) = \sqrt{\frac{1}{3n} \sum_{i=1}^n (T_{\tilde{R}(\tilde{A})}(x_i) - T_{\tilde{R}(\tilde{B})}(x_i))^2 + (I_{\tilde{R}(\tilde{A})}(x_i) - I_{\tilde{R}(\tilde{B})}(x_i))^2 + (F_{\tilde{R}(\tilde{A})}(x_i) - F_{\tilde{R}(\tilde{B})}(x_i))^2} \quad (8)$$

Now for equations (1) – (8) the following conditions holds:

$$(a) \quad 0 \leq d_N(\tilde{A}, \tilde{B}) \leq 3n \quad , \quad 0 \leq d_N(\tilde{A}, \tilde{B}) \leq 3n \quad (9)$$

$$(b) \quad 0 \leq l_N(\tilde{A}, \tilde{B}) \leq 1 \quad , \quad 0 \leq l_N(\tilde{A}, \tilde{B}) \leq 1 \quad (10)$$

$$(c) \quad 0 \leq e_N(\tilde{A}, \tilde{B}) \leq \sqrt{3n} \quad , \quad 0 \leq e_N(\tilde{A}, \tilde{B}) \leq \sqrt{3n} \quad (11)$$

$$(d) \quad 0 \leq q_N(\tilde{A}, \tilde{B}) \leq 1 \quad , \quad 0 \leq q_N(\tilde{A}, \tilde{B}) \leq 1 \quad (12)$$

**Example 3.2**

Let  $U = \{x_1, x_2, x_3\}$  be the universe and  $\tilde{R}_1, \tilde{R}_2 \in SVNS(U \times U)$  is given in Table 1 and Table 2

Let  $\tilde{A} = \{ \langle x_1, (0.3, 0.4, 0.5) \rangle, \langle x_2, (0.1, 0.3) \rangle, \langle x_3, (0.4, 0.3, 0.6) \rangle \}$

$\tilde{B} = \{ \langle x_1, (0.2, 0.8, 0.1) \rangle, \langle x_2, (1, 0.3, 1) \rangle, \langle x_3, (0.5, 0.3, 0) \rangle \}$  are SVNS's in U.

$\tilde{R}_1$	$x_1$	$x_2$	$x_3$
$x_1$	(0,0.6,0.4)	(1,0,0.4)	(0.3,0.7,0.2)
$x_2$	(0,0.1,0.5)	(0.5,0,0.4)	(0.3,0.4,0.8)
$x_3$	(1,0,0.6)	(0.6,1,1)	(0,0,1)

Table 1: SVNR  $\tilde{R}_1$

$\tilde{R}_2$	$x_1$	$x_2$	$x_3$
$x_1$	(0,0,1)	(0.2,0.1,0.6)	(1,0,0.5)
$x_2$	(0,0.1,0.3)	(0.5,0.4,1)	(0.5,1,0)
$x_3$	(1,1,0)	(0.4,1,1)	(1,0,0)

Table 2: SVNR  $\tilde{R}_2$

According to Definition 2.4 , we have

$$T_{\tilde{R}(\tilde{A})}(x_1) = \bigwedge_{y \in U} (F_{\tilde{R}}(x_1, y) \vee T_{\tilde{A}}(y)) = 0.4$$

$$I_{\tilde{R}(\tilde{A})}(x_1) = \bigvee_{y \in U} ((1 - I_{\tilde{R}}(x_1, y) \wedge I_{\tilde{A}}(y))) = 1$$

$$F_{\tilde{R}(\tilde{A})}(x_1) = \bigvee_{y \in U} (T_{\tilde{R}}(x_1, y) \wedge F_{\tilde{A}}(y)) = 0.3 ,$$

$$T_{\tilde{R}(\tilde{A})}(x_1) = \bigvee_{y \in U} (T_{\tilde{R}}(x_1, y) \wedge T_{\tilde{A}}(y)) = 0.3$$

$$I_{\tilde{R}(\tilde{A})}(x_1) = \bigwedge_{y \in U} (I_{\tilde{R}}(x_1, y) \vee I_{\tilde{A}}(y)) = 0.6$$

$$F_{\tilde{R}(\tilde{A})}(x_1) = \bigwedge_{y \in U} (F_{\tilde{R}}(x_1, y) \vee F_{\tilde{A}}(y)) = 0.4$$

Hence,

$$\underline{\tilde{R}}(\tilde{A})(x_1) = (0.4, 1, 0.3) \quad \text{and} \quad \overline{\tilde{R}}(\tilde{A})(x_1) = (0.3, 0.6, 0.4)$$

Similarly we can obtain,

$$\begin{aligned} \underline{\tilde{R}}(\tilde{A})(x_2) &= (0.4, 1, 0.3) & \text{and} & & \overline{\tilde{R}}(\tilde{A})(x_2) &= (0.3, 0.4, 0.4) \\ \underline{\tilde{R}}(\tilde{A})(x_3) &= (0.6, 0.4, 0.5) & \text{and} & & \overline{\tilde{R}}(\tilde{A})(x_3) &= (0.3, 0.3, 0.6) \\ \underline{\tilde{R}}(\tilde{B})(x_1) &= (0.5, 0.8, 0.2) & \text{and} & & \overline{\tilde{R}}(\tilde{B})(x_1) &= (0.5, 0.3, 0.5) \\ \underline{\tilde{R}}(\tilde{B})(x_2) &= (0.3, 0.8, 0.5) & \text{and} & & \overline{\tilde{R}}(\tilde{B})(x_2) &= (0.5, 0.4, 0) \\ \underline{\tilde{R}}(\tilde{B})(x_3) &= (0.2, 0.3, 0.4) & \text{and} & & \overline{\tilde{R}}(\tilde{B})(x_3) &= (0.5, 0.3, 0) \end{aligned}$$

Then the distance between  $\tilde{A}$  and  $\tilde{B}$  will be as follows :

$$\begin{aligned} d_N(\tilde{A}, \tilde{B}) &= \sum_{i=1}^n \{ |T_{\underline{\tilde{R}}(\tilde{A})}(x_i) - T_{\underline{\tilde{R}}(\tilde{B})}(x_i)| + |I_{\underline{\tilde{R}}(\tilde{A})}(x_i) - I_{\underline{\tilde{R}}(\tilde{B})}(x_i)| + |F_{\underline{\tilde{R}}(\tilde{A})}(x_i) - F_{\underline{\tilde{R}}(\tilde{B})}(x_i)| \} \\ &= \sum_{i=1}^n \{ |T_{\underline{\tilde{R}}(\tilde{A})}(x_i) - T_{\underline{\tilde{R}}(\tilde{B})}(x_i)| + |I_{\underline{\tilde{R}}(\tilde{A})}(x_i) - I_{\underline{\tilde{R}}(\tilde{B})}(x_i)| + |F_{\underline{\tilde{R}}(\tilde{A})}(x_i) - F_{\underline{\tilde{R}}(\tilde{B})}(x_i)| \} \\ &= 1.5 \\ d_N(\tilde{A}, \tilde{B}) &= 1.5 \end{aligned}$$

Similarly the other distances will be,

$$\begin{aligned} d_N(\tilde{A}, \tilde{B}) &= 2 \\ l_N(\tilde{A}, \tilde{B}) &= 0.1666 & , & & l_N(\tilde{A}, \tilde{B}) &= 0.2222 \\ e_N(\tilde{A}, \tilde{B}) &= 0.5745 & , & & e_N(\tilde{A}, \tilde{B}) &= 0.86023 \\ q_N(\tilde{A}, \tilde{B}) &= 0.1916 & , & & q_N(\tilde{A}, \tilde{B}) &= 0.30916 \end{aligned}$$

### 3.3 Definition 3.3 ( Cardinality)

The cardinality of a single valued neutrosophic rough set of  $\tilde{A}$  with respect to  $(U, \tilde{R})$  is denoted as  $\underline{\tilde{R}}[c]$  and  $\overline{\tilde{R}}[c]$ , where  $\underline{\tilde{R}}[c] = [\underline{\tilde{R}}(c^l), \underline{\tilde{R}}(c^u)]$  is known as single valued neutrosophic lower approximation cardinality and,  $\overline{\tilde{R}}[c] = [\overline{\tilde{R}}(c^l), \overline{\tilde{R}}(c^u)]$  is known as single valued neutrosophic upper approximation cardinality.

Here  $\underline{\tilde{R}}(c^l)$ ,  $\underline{\tilde{R}}(c^u)$  denotes minimum and maximum cardinality of a single valued neutrosophic rough set with respect to lower approximation and is defined as ,

$$\underline{\tilde{R}}(c^l) = \sum_{i=1}^n T_{\underline{\tilde{R}}(A)}(x_i) \quad \text{and} \quad \underline{\tilde{R}}(c^u) = \sum_{i=1}^n \{T_{\underline{\tilde{R}}(A)}(x_i) + (1 - I_{\underline{\tilde{R}}(A)}(x_i))\} \quad (13)$$

Here  $\underline{\tilde{R}}(c^l)$ ,  $\underline{\tilde{R}}(c^u)$  denotes minimum and maximum cardinality of a single valued neutrosophic rough set with respect to upper approximation and is defined as,

$$\overline{\tilde{R}}(c^l) = \sum_{i=1}^n T_{\overline{\tilde{R}}(A)}(x_i) \quad \text{and} \quad \overline{\tilde{R}}(c^u) = \sum_{i=1}^n \{T_{\overline{\tilde{R}}(A)}(x_i) + (1 - I_{\overline{\tilde{R}}(A)}(x_i))\} \quad (14)$$

**Example 3.4**

Let us consider the single valued neutrosophic rough set of  $\tilde{B}$  from Example 3.2 we have the following cardinality,

$$\begin{aligned} \underline{\tilde{R}}(c^l) &= \sum_{i=1}^n T_{\underline{\tilde{R}}(A)}(x_i) \\ &= \sum_{i=1}^3 T_{\underline{\tilde{R}}(A)}(x_i) \\ \underline{\tilde{R}}(c^l) &= 1 \\ \underline{\tilde{R}}(c^u) &= \sum_{i=1}^n \{T_{\underline{\tilde{R}}(A)}(x_i) + (1 - I_{\underline{\tilde{R}}(A)}(x_i))\} \\ &= \sum_{i=1}^n \{T_{\underline{\tilde{R}}(A)}(x_i) + (1 - I_{\underline{\tilde{R}}(A)}(x_i))\} \\ \underline{\tilde{R}}(c^u) &= 2.1 \\ \underline{\tilde{R}}[c] &= [\underline{\tilde{R}}(c^l), \underline{\tilde{R}}(c^u)] = [1, 2.1] \end{aligned}$$

Similarly we can obtain,

$$\overline{\tilde{R}}[c] = [\overline{\tilde{R}}(c^l), \overline{\tilde{R}}(c^u)] = [1.5, 3.5]$$

**4 Similarity measure between two single valued neutrosophic rough sets:**

In this section we have defined the similarity measure between two single valued neutrosophic rough sets by the following two methods .

- (i) Distance based similarity measure
- (ii) Membership degree based similarity measure

A similarity measure between two single valued neutrosophic rough sets is a function defined as  $S: \underline{N}(U)^2 \rightarrow [0,1]$  and  $\overline{N}(U)^2 \rightarrow [0,1]$  which satisfies the following properties.

- (i)  $S_{\underline{N}}(\tilde{A}, \tilde{B}) \in [0,1]$  and  $S_{\overline{N}}(\tilde{A}, \tilde{B}) \in [0,1]$
- (ii)  $S_{\underline{N}}(\tilde{A}, \tilde{B}) = 1 \Leftrightarrow \tilde{A} = \tilde{B}$  and  $S_{\overline{N}}(\tilde{A}, \tilde{B}) = 1 \Leftrightarrow \tilde{A} = \tilde{B}$  (15)
- (iii)  $S_{\underline{N}}(\tilde{A}, \tilde{B}) = S_{\underline{N}}(\tilde{B}, \tilde{A})$  and  $S_{\overline{N}}(\tilde{A}, \tilde{B}) = S_{\overline{N}}(\tilde{B}, \tilde{A})$
- (iv)  $\tilde{A} \subset \tilde{B} \subset \tilde{C} \Rightarrow S_{\underline{N}}(\tilde{A}, \tilde{C}) \leq S_{\underline{N}}(\tilde{A}, \tilde{B}) \wedge S_{\underline{N}}(\tilde{B}, \tilde{C})$  and  $S_{\overline{N}}(\tilde{A}, \tilde{C}) \leq S_{\overline{N}}(\tilde{A}, \tilde{B}) \wedge S_{\overline{N}}(\tilde{B}, \tilde{C})$

where  $S_N(\tilde{A}, \tilde{B})$  and  $S_{\bar{N}}(\tilde{A}, \tilde{B})$  denotes the similarity measure of two single valued neutrosophic rough sets with respect to lower and upper approximation respectively.

#### 4.1 Distance based similarity measure:

In general similarity measure or similarity function is a real-valued function that quantifies the similarity between two objects. It is the inverse of distance metrics. Using the distance formulae it is generally defined as,

$$S^1(A, B) = \frac{1}{1 + d(A, B)} \quad (16)$$

For example if we consider the Euclidian distance of two single valued neutrosophic rough sets of  $\tilde{A}$  and  $\tilde{B}$  with respect to its lower approximation then it's associated similarity can be calculated as,

$$S^1_N(\tilde{A}, \tilde{B}) = \frac{1}{1 + e_N(\tilde{A}, \tilde{B})}$$

##### Example 4.1.1

From Example 3.2 the similarity measure can be calculated as,

$$S^1_N(\tilde{A}, \tilde{B}) = \frac{1}{1 + e_N(\tilde{A}, \tilde{B})} = 0.6351$$

##### Proposition 4.1.2

The distance based similarity measure  $S^1_N$  and  $S^1_{\bar{N}}$  with respect to lower and upper approximation of two single valued neutrosophic rough sets of  $\tilde{A}$  and  $\tilde{B}$  satisfies the following properties.

- (i)  $0 \leq S^1_N(\tilde{A}, \tilde{B}) \leq 1$  and  $0 \leq S^1_{\bar{N}}(\tilde{A}, \tilde{B}) \leq 1$
- (ii)  $S^1_N(\tilde{A}, \tilde{B}) = 1 \Leftrightarrow \tilde{A} = \tilde{B}$  and  $S^1_{\bar{N}}(\tilde{A}, \tilde{B}) = 1 \Leftrightarrow \tilde{A} = \tilde{B}$  (17)
- (iii)  $S^1_N(\tilde{A}, \tilde{B}) = S^1_N(\tilde{B}, \tilde{A})$  and  $S^1_{\bar{N}}(\tilde{A}, \tilde{B}) = S^1_{\bar{N}}(\tilde{B}, \tilde{A})$
- (iv)  $\tilde{A} \subset \tilde{B} \subset \tilde{C} \Rightarrow S^1_N(\tilde{A}, \tilde{C}) \leq S^1_N(\tilde{A}, \tilde{B}) \wedge S^1_N(\tilde{B}, \tilde{C})$  and  $S^1_{\bar{N}}(\tilde{A}, \tilde{C}) \leq S^1_{\bar{N}}(\tilde{A}, \tilde{B}) \wedge S^1_{\bar{N}}(\tilde{B}, \tilde{C})$

Proof:

The results (i) – (iii) holds trivially from definition. It is enough to prove only (iv).

Let us consider three single valued neutrosophic rough sets  $\tilde{A}$ ,  $\tilde{B}$  and  $\tilde{C}$  with respect to  $(U, \tilde{R})$  in the universe

$U = \{x_1, x_2, x_3, \dots, x_n\}$ . Let  $\tilde{A} \subset \tilde{B} \subset \tilde{C}$  then we have

$$T_{\tilde{R}(\tilde{A})}(x) \leq T_{\tilde{R}(\tilde{B})}(x) \leq T_{\tilde{R}(\tilde{C})}(x); I_{\tilde{R}(\tilde{A})}(x) \geq I_{\tilde{R}(\tilde{B})}(x) \geq I_{\tilde{R}(\tilde{C})}(x) \text{ and}$$

$$F_{\tilde{R}(\tilde{A})}(x) \geq F_{\tilde{R}(\tilde{B})}(x) \geq F_{\tilde{R}(\tilde{C})}(x) \forall x \in U$$

Now

$$|T_{\tilde{R}(\tilde{A})}(x) - T_{\tilde{R}(\tilde{B})}(x)| \leq |T_{\tilde{R}(\tilde{A})}(x) - T_{\tilde{R}(\tilde{C})}(x)| \text{ and}$$

$$|T_{\tilde{R}(\tilde{B})}(x) - T_{\tilde{R}(\tilde{C})}(x)| \leq |T_{\tilde{R}(\tilde{A})}(x) - T_{\tilde{R}(\tilde{C})}(x)| \text{ will hold.}$$

Similarly,

$$|I_{\tilde{R}(\tilde{A})}(x) - I_{\tilde{R}(\tilde{B})}(x)| \geq |I_{\tilde{R}(\tilde{A})}(x) - I_{\tilde{R}(\tilde{C})}(x)| \text{ and}$$

$$|I_{\tilde{R}(\tilde{B})}(x) - I_{\tilde{R}(\tilde{C})}(x)| \geq |I_{\tilde{R}(\tilde{A})}(x) - I_{\tilde{R}(\tilde{C})}(x)| \text{ and also}$$

$$|F_{\tilde{R}(\tilde{A})}(x) - F_{\tilde{R}(\tilde{B})}(x)| \geq |F_{\tilde{R}(\tilde{A})}(x) - F_{\tilde{R}(\tilde{C})}(x)| \text{ and}$$

$$|F_{\tilde{R}(\tilde{B})}(x) - F_{\tilde{R}(\tilde{C})}(x)| \geq |F_{\tilde{R}(\tilde{A})}(x) - F_{\tilde{R}(\tilde{C})}(x)| \text{ holds}$$

Thus

$$d_{\underline{N}}(\tilde{A}, \tilde{B}) \leq d_{\underline{N}}(\tilde{A}, \tilde{C}) \Rightarrow S^1_{\underline{N}}(\tilde{A}, \tilde{B}) \geq S^1_{\underline{N}}(\tilde{A}, \tilde{C}) \text{ and}$$

$$d_{\underline{N}}(\tilde{B}, \tilde{C}) \leq d_{\underline{N}}(\tilde{A}, \tilde{C}) \Rightarrow S^1_{\underline{N}}(\tilde{B}, \tilde{C}) \geq S^1_{\underline{N}}(\tilde{A}, \tilde{C})$$

$$\Rightarrow S^1_{\underline{N}}(\tilde{A}, \tilde{C}) \leq S^1_{\underline{N}}(\tilde{A}, \tilde{B}) \wedge S^1_{\underline{N}}(\tilde{B}, \tilde{C})$$

This is true for all the distance functions defined in equations (1) to (8)

Hence the result.

#### 4.2 Similarity measure based on membership degrees

Another similarity measure of  $S^2_{\underline{N}}$  and  $S^2_{\overline{N}}$  between two single valued neutrosophic rough sets of  $\tilde{A}$  and  $\tilde{B}$  with respect to lower and upper approximation will be defined as follows:

$$S^2_{\underline{N}}(\tilde{A}, \tilde{B}) = \frac{\sum_{i=1}^n \{ \min \{ T_{\tilde{R}(\tilde{A})}(x_i), T_{\tilde{R}(\tilde{B})}(x_i) \} + \min \{ I_{\tilde{R}(\tilde{A})}(x_i), I_{\tilde{R}(\tilde{B})}(x_i) \} + \min \{ F_{\tilde{R}(\tilde{A})}(x_i), F_{\tilde{R}(\tilde{B})}(x_i) \} \}}{\sum_{i=1}^n \{ \max \{ T_{\tilde{R}(\tilde{A})}(x_i), T_{\tilde{R}(\tilde{B})}(x_i) \} + \max \{ I_{\tilde{R}(\tilde{A})}(x_i), I_{\tilde{R}(\tilde{B})}(x_i) \} + \max \{ F_{\tilde{R}(\tilde{A})}(x_i), F_{\tilde{R}(\tilde{B})}(x_i) \} \}}$$

$$S^2_{\overline{N}}(\tilde{A}, \tilde{B}) = \frac{\sum_{i=1}^n \{ \min \{ T_{\tilde{R}(\tilde{A})}(x_i), T_{\tilde{R}(\tilde{B})}(x_i) \} + \min \{ I_{\tilde{R}(\tilde{A})}(x_i), I_{\tilde{R}(\tilde{B})}(x_i) \} + \min \{ F_{\tilde{R}(\tilde{A})}(x_i), F_{\tilde{R}(\tilde{B})}(x_i) \} \}}{\sum_{i=1}^n \{ \max \{ T_{\tilde{R}(\tilde{A})}(x_i), T_{\tilde{R}(\tilde{B})}(x_i) \} + \max \{ I_{\tilde{R}(\tilde{A})}(x_i), I_{\tilde{R}(\tilde{B})}(x_i) \} + \max \{ F_{\tilde{R}(\tilde{A})}(x_i), F_{\tilde{R}(\tilde{B})}(x_i) \} \}}$$

##### Example 4.2.1

From Example 3.2 the similarity measure can be calculated as,

$$S^2_{\underline{N}}(\tilde{A}, \tilde{B}) = \frac{\sum_{i=1}^n \{ \min \{ T_{\tilde{R}(\tilde{A})}(x_i), T_{\tilde{R}(\tilde{B})}(x_i) \} + \min \{ I_{\tilde{R}(\tilde{A})}(x_i), I_{\tilde{R}(\tilde{B})}(x_i) \} + \min \{ F_{\tilde{R}(\tilde{A})}(x_i), F_{\tilde{R}(\tilde{B})}(x_i) \} \}}{\sum_{i=1}^n \{ \max \{ T_{\tilde{R}(\tilde{A})}(x_i), T_{\tilde{R}(\tilde{B})}(x_i) \} + \max \{ I_{\tilde{R}(\tilde{A})}(x_i), I_{\tilde{R}(\tilde{B})}(x_i) \} + \max \{ F_{\tilde{R}(\tilde{A})}(x_i), F_{\tilde{R}(\tilde{B})}(x_i) \} \}}$$

$$S^2_{\underline{N}}(\tilde{A}, \tilde{B}) = 0.7115$$

$$S^2_{\underline{N}}(\tilde{A}, \tilde{B}) = \frac{\sum_{i=1}^n \{\min\{T_{\tilde{R}(\tilde{A})}(x_i), T_{\tilde{R}(\tilde{B})}(x_i)\} + \min\{I_{\tilde{R}(\tilde{A})}(x_i), I_{\tilde{R}(\tilde{B})}(x_i)\} + \min\{F_{\tilde{R}(\tilde{A})}(x_i), F_{\tilde{R}(\tilde{B})}(x_i)\}\}}{\sum_{i=1}^n \{\max\{T_{\tilde{R}(\tilde{A})}(x_i), T_{\tilde{R}(\tilde{B})}(x_i)\} + \max\{I_{\tilde{R}(\tilde{A})}(x_i), I_{\tilde{R}(\tilde{B})}(x_i)\} + \max\{F_{\tilde{R}(\tilde{A})}(x_i), F_{\tilde{R}(\tilde{B})}(x_i)\}\}}$$

$$S^2_{\underline{N}}(\tilde{A}, \tilde{B}) = 0.5349$$

### Proposition 4.2.2

The membership degree based similarity measure  $S^2_{\underline{N}}$  and  $S^2_{\overline{N}}$  with respect to lower and upper approximation of two single valued neutrosophic rough sets of  $\tilde{A}$  and  $\tilde{B}$  satisfies the following properties.

- (i)  $0 \leq S^2_{\underline{N}}(\tilde{A}, \tilde{B}) \leq 1$  and  $0 \leq S^2_{\overline{N}}(\tilde{A}, \tilde{B}) \leq 1$
- (ii)  $S^2_{\underline{N}}(\tilde{A}, \tilde{B}) = 1 \Leftrightarrow \tilde{A} = \tilde{B}$  and  $S^2_{\overline{N}}(\tilde{A}, \tilde{B}) = 1 \Leftrightarrow \tilde{A} = \tilde{B}$  (18)
- (iii)  $S^2_{\underline{N}}(\tilde{A}, \tilde{B}) = S^2_{\underline{N}}(\tilde{B}, \tilde{A})$  and  $S^2_{\overline{N}}(\tilde{A}, \tilde{B}) = S^2_{\overline{N}}(\tilde{B}, \tilde{A})$
- (iv)  $\tilde{A} \subset \tilde{B} \subset \tilde{C} \Rightarrow S^2_{\underline{N}}(\tilde{A}, \tilde{C}) \leq S^2_{\underline{N}}(\tilde{A}, \tilde{B}) \wedge S^2_{\underline{N}}(\tilde{B}, \tilde{C})$  and  $S^2_{\overline{N}}(\tilde{A}, \tilde{C}) \leq S^2_{\overline{N}}(\tilde{A}, \tilde{B}) \wedge S^2_{\overline{N}}(\tilde{B}, \tilde{C})$

Proof: The results (i) – (iii) holds trivially from definition. It is enough to prove only (iv).

Let us consider three single valued neutrosophic rough sets  $\tilde{A}$ ,  $\tilde{B}$  and  $\tilde{C}$  with respect to  $(U, \tilde{R})$  in the universe  $U = \{x_1, x_2, x_3, \dots, x_n\}$ . Let  $\tilde{A} \subset \tilde{B} \subset \tilde{C}$  then we have

$$T_{\tilde{R}(\tilde{A})}(x) \leq T_{\tilde{R}(\tilde{B})}(x) \leq T_{\tilde{R}(\tilde{C})}(x); I_{\tilde{R}(\tilde{A})}(x) \geq I_{\tilde{R}(\tilde{B})}(x) \geq I_{\tilde{R}(\tilde{C})}(x) \text{ and}$$

$$F_{\tilde{R}(\tilde{A})}(x) \geq F_{\tilde{R}(\tilde{B})}(x) \geq F_{\tilde{R}(\tilde{C})}(x) \forall x \in U$$

Now,

$$T_{\tilde{R}(\tilde{A})}(x) + I_{\tilde{R}(\tilde{A})}(x) + F_{\tilde{R}(\tilde{B})}(x) \geq T_{\tilde{R}(\tilde{A})}(x) + I_{\tilde{R}(\tilde{A})}(x) + F_{\tilde{R}(\tilde{C})}(x) \text{ and}$$

$$T_{\tilde{R}(\tilde{B})}(x) + I_{\tilde{R}(\tilde{B})}(x) + F_{\tilde{R}(\tilde{A})}(x) \leq T_{\tilde{R}(\tilde{C})}(x) + I_{\tilde{R}(\tilde{C})}(x) + F_{\tilde{R}(\tilde{A})}(x)$$

$$S^2_{\underline{N}}(\tilde{A}, \tilde{B}) = \frac{T_{\tilde{R}(\tilde{A})}(x) + I_{\tilde{R}(\tilde{A})}(x) + F_{\tilde{R}(\tilde{B})}(x)}{T_{\tilde{R}(\tilde{B})}(x) + I_{\tilde{R}(\tilde{B})}(x) + F_{\tilde{R}(\tilde{A})}(x)} \geq \frac{T_{\tilde{R}(\tilde{A})}(x) + I_{\tilde{R}(\tilde{A})}(x) + F_{\tilde{R}(\tilde{C})}(x)}{T_{\tilde{R}(\tilde{C})}(x) + I_{\tilde{R}(\tilde{C})}(x) + F_{\tilde{R}(\tilde{A})}(x)} = S^2_{\underline{N}}(\tilde{A}, \tilde{C})$$

Similarly we have,

$$T_{\tilde{R}(\tilde{B})}(x) + I_{\tilde{R}(\tilde{B})}(x) + F_{\tilde{R}(\tilde{C})}(x) \geq T_{\tilde{R}(\tilde{A})}(x) + I_{\tilde{R}(\tilde{A})}(x) + F_{\tilde{R}(\tilde{C})}(x) \text{ and}$$

$$T_{\tilde{R}(\tilde{C})}(x) + I_{\tilde{R}(\tilde{C})}(x) + F_{\tilde{R}(\tilde{A})}(x) \geq T_{\tilde{R}(\tilde{C})}(x) + I_{\tilde{R}(\tilde{C})}(x) + F_{\tilde{R}(\tilde{B})}(x)$$

$$S^2_{\underline{N}}(\tilde{B}, \tilde{C}) = \frac{T_{\tilde{R}(\tilde{B})}(x) + I_{\tilde{R}(\tilde{B})}(x) + F_{\tilde{R}(\tilde{C})}(x)}{T_{\tilde{R}(\tilde{C})}(x) + I_{\tilde{R}(\tilde{C})}(x) + F_{\tilde{R}(\tilde{B})}(x)} \geq \frac{T_{\tilde{R}(\tilde{A})}(x) + I_{\tilde{R}(\tilde{A})}(x) + F_{\tilde{R}(\tilde{C})}(x)}{T_{\tilde{R}(\tilde{C})}(x) + I_{\tilde{R}(\tilde{C})}(x) + F_{\tilde{R}(\tilde{A})}(x)} = S^2_{\underline{N}}(\tilde{A}, \tilde{C})$$

$$\Rightarrow S^2_{\underline{N}}(\tilde{A}, \tilde{C}) \leq S^2_{\underline{N}}(\tilde{A}, \tilde{B}) \wedge S^2_{\underline{N}}(\tilde{B}, \tilde{C})$$

Hence the proof.



**5 Applications to Medical Diagnosis:**

In this section we present some real life applications of the similarity measure of single valued neutrosophic rough sets. Many real life practical problems consist of more uncertainty and incomplete information. To deal this problem effectively , rough neutrosophic set helps to deal with uncertainty and incompleteness.

Let us consider a medical diagnosis problem for the illustration of the proposed approach. Medical diagnosis is the process of determining which disease or condition explains a person’s symptoms and signs. Diagnosis is a challenging one which consists of uncertainties and many signs & symptoms are non-specific. To handle this way of problem, rough neutrosophic set provided a good way in which several possible explanations are compared and contrasted must be performed by the method of similarity measure. So similarity measure helps to identify whether two sets are identical or atleast to what degree they are identical by using the concept of distance formula and membership function.

Let us consider the same example which we have discussed in earlier Section 3 in Example 3.2 and apply that example to medical diagnosis problem, let  $U = \{ x_1, x_2, x_3 \}$  be the universe of patients. Consider the same two SVNS’s A and B with respect to SVNR’s  $\tilde{R}_1, \tilde{R}_2 \in SVNS (U \times U)$  respectively which is given in Table 1 and Table 2. Let  $D = \{ \text{Viral fever, Malaria, Typhoid} \}$  be the set of diseases and also  $\tilde{R}_1, \tilde{R}_2$  denotes the relation between the patients and diseases of the SVNS’s A and B respectively.

Hence, this section provides relative study among similarity measures proposed in this paper. The comparison study of similarity measures based on different distances formulae and membership degree is given in Table 3 in detail.

$$\underline{\tilde{R}}(\tilde{A})(x_1) = (0.4, 1, 0.3) \quad \text{and} \quad \overline{\tilde{R}}(\tilde{A})(x_1) = (0.3, 0.6, 0.4)$$

Similarly we can obtain,

$$\underline{\tilde{R}}(\tilde{A})(x_2) = (0.4, 1, 0.3) \quad \text{and} \quad \overline{\tilde{R}}(\tilde{A})(x_2) = (0.3, 0.4, 0.4)$$

$$\underline{\tilde{R}}(\tilde{A})(x_3) = (0.6, 0.4, 0.5) \quad \text{and} \quad \overline{\tilde{R}}(\tilde{A})(x_3) = (0.3, 0.3, 0.6)$$

$$\underline{\tilde{R}}(\tilde{B})(x_1) = (0.5, 0.8, 0.2) \quad \text{and} \quad \overline{\tilde{R}}(\tilde{B})(x_1) = (0.5, 0.3, 0.5)$$

$$\underline{\tilde{R}}(\tilde{B})(x_2) = (0.3, 0.8, 0.5) \quad \text{and} \quad \overline{\tilde{R}}(\tilde{B})(x_2) = (0.5, 0.4, 0)$$

$$\underline{\tilde{R}}(\tilde{B})(x_3) = (0.2, 0.3, 0.4) \quad \text{and} \quad \overline{\tilde{R}}(\tilde{B})(x_3) = (0.5, 0.3, 0)$$

**Table 3:** Similarity values

Similarity measure based on	$S_{\underline{N}}(\tilde{A}, \tilde{B})$	$S_{\overline{N}}(\tilde{A}, \tilde{B})$
Hamming distance	0.4	0.3333
Normalized hamming distance	0.8572	0.8182
Euclidian distance	0.6351	0.5376
Normalized euclidian distance	0.8392	0.7638
Membership degree	0.7115	0.5349

In Table 3  $S_{\underline{N}}(\tilde{A}, \tilde{B}), S_{\overline{N}}(\tilde{A}, \tilde{B})$  denotes the similarity lower and upper approximation measure of the two single valued neutrosophic rough sets respectively. In practical it represents the lower and upper approximation similarity measures between patients and diseases of two single valued neutrosophic rough sets. That is through hamming distance the similarity lower and upper measure between patients and diseases of two single valued neutrosophic rough sets A and B will be 0.4 and 0.3333 respectively.

Table 3 represents that each method has its own way to calculate the similarity measure and also any method can be preferable to calculate the similarity measure between two single valued neutrosophic rough sets.

## 6 Conclusion

Single valued neutrosophic set (SVNS) is an instance of NS and it is an extension of fuzzy set and IFS. Compare to previous traditional models like fuzzy set, IFS, NS, crisp set, it provides more precise, compatible and flexible in comparison. By combining the concept of SVNS with rough set a new hybrid model of single valued neutrosophic rough set was introduced and now-a-days it is a very new hot research topic. In this paper we have defined the notion of similarity between two single valued neutrosophic rough sets based on distance formulae and membership degrees. We have also studied some properties on them and proved some propositions and a numerical example is given in medical diagnosis for the proposed similarity measure concept.

## References

- [1] C. Antony Crispin Sweety & I. Arockiarani, Neutrosophic Rough Set Algebra, International Journal of Mathematics Trends and Technology, Volume 38(3),2016.
- [2] K.Atanasov, Intuitionistic Fuzzy Sets, Fuzzy Sets & Systems 20 (1986), 87-96.
- [3] S.Broumi and F.Smarandache, Several similarity measures of neutrosophic sets, Neutrosophic Sets and Systems 1(1) (2013), 54-62.
- [4] S.Broumi and F.Smarandache, Cosine similarity measures of interval valued neutrosophic sets, Neutrosophic Sets and Systems 5 (2013), 15-20.
- [5] Broumi S, Smarandache F (2014) Rough Neutrosophic sets. Ital J Pure Appl Math 32:493-502.
- [6] S.M.Chen and P.H.Hsiao, A Comparison of similarity measures of fuzzy values, Fuzzy Sets and Systems 72(1995), 79-89.
- [7] Hai-Long Yang, A hybrid model of single valued neutrosophic sets and rough sets: single valued neutrosophic rough set model, Soft Comput (2017) 21:6253-6267.
- [8] J.M.Merigo and M.Casanovas, Decision making with distance measures and induced aggregation operators, Computers and Industrial Engineering 60(1) (2011), 66-76.
- [9] J.M.Merigo and M.Casanovas, Induced aggregation operators in the Euclidean distance and its application in financial decision making, Expert Systems with Applications 38(6)(2011), 7603-7608.
- [10] Mondal, K., & Pramanik, S. (2015). Tri-complex rough neutrosophic similarity measure and its application in multi-attribute decision making. *Critical Review, 11*, 26-40.
- [11] Mondal, K. & Pramanik, S. (2015). Decision making based on some similarity measures under interval rough neutrosophic environment. *Neutrosophic Sets and Systems 10*, 46-57.
- [12] Mondal, K., & Pramanik, S. (2015). Rough neutrosophic multi-attribute decision-making based on rough accuracy score function. *Neutrosophic Sets and Systems 8*, 16-22.
- [13] Mondal, K., & Pramanik, S. (2015). Rough neutrosophic multi-attribute decision-making based on grey relational analysis. *Neutrosophic Sets and Systems, 7*, (2015), 8-17.
- [14] Mondal, K., Pramanik, S. & Smarandache, F. (2016). Rough neutrosophic TOPSIS for multi-attribute group decision making. *Neutrosophic Sets and Systems, 13*, 105-117.
- [15] Mondal, K., Pramanik, S. & Smarandache, F. (2016). Multi-attribute decision making based on rough neutrosophic variational coefficient similarity measure. *Neutrosophic Sets and Systems, 13*, 3-17.
- [16] Mondal, K., Pramanik, S., & Smarandache, F. (2016). Several trigonometric Hamming similarity measures of rough neutrosophic sets and their applications in decision making. In F. Smarandache, & S. Pramanik (Eds), *New trends in neutrosophic theory and application* (pp. 93-103). Brussels, Belgium: Pons Editions.
- [17] Mondal, K., Pramanik, S., & Giri, B. C. (2018). Rough neutrosophic aggregation operators for multi-criteria decision-making. In C. Kahraman & I. Otay (Eds.): *C. Kahraman and I. Otay (eds.), Fuzzy Multicriteria Decision Making Using Neutrosophic Sets, Studies in Fuzziness and Soft Computing* 369.
- [18] Z.Pawlak, Rough sets, International Journal of Computer and Information Sciences 11(5) (1982), 341-356.
- [19] Pinaki Majumdar, On similarity and entropy of neutrosophic sets, Journal of Intelligent & Fuzzy systems 26(2014) 1245-1252.
- [20] Pramanik, S., & Mondal, K. (2015). Some rough neutrosophic similarity measures and their application to multi attribute decision making. *Global Journal of Engineering Science and Research Management, 2* (7), 61-74.
- [21] S. Pramanik, and K. Mondal. (2015). Cotangent similarity measure of rough neutrosophic sets and its application to medical diagnosis. *Journal of New Theory, 4*, 90-102.
- [22] Pramanik, S., & Mondal, K. (2015). Cosine similarity measure of rough neutrosophic sets and its application in medical diagnosis. *Global Journal of Advanced Research, 2*(1), 212-220.
- [23] Pramanik, S., Roy, R., Roy, T. K. & Smarandache, F. (2017). Multi criteria decision making using correlation coefficient under rough neutrosophic environment. *Neutrosophic Sets and Systems, 17*, 29-36.

- [24]Pramanik, S., Roy, R., Roy, T. K., & Smarandache, F. (2018). Multi-attribute decision making based on several trigonometric hamming similarity measures under interval rough neutrosophic environment. *Neutrosophic Sets and Systems, 19*, 110-118.
- [25]Pramanik, S., Roy, R., & Roy, T. K. (2018). Multi criteria decision making based on projection and bidirectional projection measures of rough neutrosophic sets.
- [26]Pramanik, S., Roy, R., & Roy, T. K. (2018). Multi attribute decision making strategy on projection and bidirectional projection measures of interval rough neutrosophic sets. *Neutrosophic Sets and Systems, 19*, 101-109.
- [27] F.Smarandache, A Unifying Field in Logics. Neutrosophy: Neutrosophic Probability, Set & Logic. American Research Press, Rehoboth, 1999.
- [28]Smarandache, F. & Pramanik, S. (Eds). (2016). *New trends in neutrosophic theory and applications*, Vol.2. Brussels: Pons Editions.
- [29]Smarandache, F. & Pramanik, S. (Eds). (2018). *New trends in neutrosophic theory and applications*. Brussels: Pons Editions.
- [30] Wang H, Smarandache F, Zhang YQ, Sunderraman R (2010) Single valued neutrosophic sets. *Multispace Multistruct* 4:410-413.
- [31] S.Ye and J.Ye, Dice similarity measure between single valued neutrosophic multisets and its application in medical diagnosis, *Neutrosophic Sets and Systems* 6 (2014), 49-54.
- [32] L.Zadeh , Fuzzy sets, *Information and Control* 8 (1965), 87-96.

Received: January 2, 2019. Accepted: February 25, 2019



# Blockchain Single and Interval Valued Neutrosophic Graphs

D. Nagarajan<sup>1</sup>, M.Lathamaheswari<sup>2</sup>, Said Broumi<sup>3</sup>, J. Kavikumar<sup>4</sup>

<sup>1,2</sup>Department of Mathematics, Hindustan Institute of Technology & Science, Chennai-603 103, India,  
E-mail: dnrmu2002@yahoo.com, E-mail:lathamax@gmail.com

<sup>3</sup>Laboratory of Information Processing, Faculty of Science Ben M'Sik, University Hassan II, B.P 7955, Sidi Othman, Casablanca, Morocco,  
E-mail: broumisaid78@gmail.com

<sup>4</sup>Department of Mathematics and Statistics, Faculty of Applied Science and Technology,  
Universiti Tun Hussein Onn, Malaysia, E-mail:kavi@uthm.edu.my

**Abstract.** Blockchain Technology (BCT) is a growing and reliable technology in various fields such as developing business deals, economic environments, social and politics as well. Without having a trusted central party this technology, gives the guarantee for safe and reliable transactions using Bitcoin or Ethereum. In this paper BCT has been considered using Bitcoins. Also Blockchain Single and Interval Valued Neutrosophic Graphs have been proposed and applied in transaction of Bitcoins. Also degree, total degree, minimum and maximum degree have been found for the proposed graphs. Further, comparative analysis is done with advantages and limitations of different types of Blockchain graphs.

**Keywords:** Blockchain Technology, Bitcoins, Fuzzy Graph, Neutrosophic Graphs, Properties

## 1. Introduction

A completely peer-to-peer form of electronic cash will permit payments through online and direct transaction can be done from one participant to another without facing any financial organization. If a central party wants to avoid double-spending then the main gain will be lost even though digital signatures contribute part of the solution. This issue was the reason of bargain a solution to this problem based on peer-to-peer network. For direct transaction of two willing parties without having a trusted third party, an electronic system using cryptographic proof (signaling code) can be used. Fuzzy logic is introduced by Zadeh to deal uncertainty of the problem. Fuzzy graphs are playing an important role in network where impreciseness exists on the vertices and edges. Yeh and Banh also proposed the fuzzy graph independently and examined various connectedness theories [1-4].

The universal problems namely sustainable development or transformation of assets can be dealt effectively by Block chain technology than the existing financial systems. The financial sector acquires in various operative costs for the smooth and effective functioning of the entire system. These costs consist of time and money needed for investment in framework, electricity cost spent for operation and from Automated Teller Machines, consumption of water and gas by the employees and wastage production.

Also there is no possibility of creating fiat currency without costs. In order to give assurance in a regular basis in the quality standards for the bank notes in circulation, the used ones are shredded. To find an overview of the overall cost of an existing financial system, the cost for the production of coins and noted will be included. Whereas in BCT, one needs only to connect to the network and do not obtain the electricity cost for any source. Also the production of the crypto currency (a digitalized currency, where encoding method is applied to control the production of currency and funds transference verification) [5-7].

Platforms of Central banking, improvement of business processing, automotive ownership, sharing of health information, deals and voting can be potentially replaced by Block chain Technology. BCT plays an important role, in political components namely governmental interference, control leadership and taxation. Also BCT is very useful in Exchange rates of currency market growth and monetary as an economic component. BCT is very helpful in social components namely environmental situation, culture, behavior of the customer and demand. In the same way, BCT has a potential action in modern technologies and tendency [8-9].

BCT permits an emerging set of participants to continue with a secure and alter-proof ledger for all the activities without having a third trusted party. Here, transactions are not actually documented but instead, every participant keeps a provincial copy of the ledger which is a related listing of blocks and they comprise agreed transactions [19]. Nagoorgani and Radha introduced the concept of degree of fuzzy vertex. A crypto currency is

nothing a Bitcoin which is a universal payment system and also the initial decentralized digital currency since the system works without a single administrator or central bank. Bitcoins made as a payment for a process called mining and can be exchanged for different currencies. Nakamoto and Satoshi were introduced the concept of Blockchain and applied as an important component of Bitcoin where it act as a public ledger for all the transactions. To solve double-spending problem, Blockchain for the Bitcoin has been an appropriate choice without the help of trusted third part as a central server. Block chain transactions will be done on the interchangeable ledger data saved at every node [42].

A Blockchain network can be seen as a reliable computer whose private states are auditable by anyone. A ledger of transactions may call as a Blockchain. Generally a physical ledger will be maintained by a centralized party whereas in Blockchain is a distributed ledger which locates on the device of every participants. Bitcoins are believable and best used [40, 45]. A Fuzzy Set (FS) can be described mathematically by assigning a value, a grade of membership to every desirable person in the universe of discourse. This grade of membership associates a degree for the participant is either identical or appropriate to the approach performed by FS. A fuzzy subset of FS,  $X$  is a function from membership to non-membership and is defined by  $\eta: X \rightarrow [0,1]$  continuous rather than unexpected. Fuzzy relationships are popular and essential in the fields of computer chains, decision making, neural network, expert systems etc. Direct relationship and also indirect relationship also will be considered in graph theory.

Model of relation is nothing but a graph which is a comfortable way of describing information about the connection between two objects. In graph, points and relations are defined by vertices and edges respectively. While impreciseness exists in the statement of the phenomenon or in the communication or both, fuzzy graph model can be designed for getting an optimized output. Maximizing the Utility of the application is always done by the researchers during the constructing of a model with a key characteristics reliability, complexity and impreciseness. Among these, impreciseness is a considerable one in maximizing the utility of the technique. This situation can be described by fuzzy sets, introduced by Lotfi. A. Zadeh [24, 25].

Zadeh formulated, grade of membership in order to handle with impreciseness. Atannasov introduced intuitionistic fuzzy set by including the grade of non-membership in FS as a separate element. Samarandache introduced Neutrosophic set (NS) by finding the membership degree of indeterminacy, it can be viewed from the logical point of view as a self-ruling component to handle with uncertain, undetermined and unpredictable data which are exist in the real world problem. The NSs are defined by the membership functions of truth, indeterminacy and falsity whose values take from the real standard interval. Wang et al. proposed the theoretical concept of single-valued Neutrosophic sets (SVNS) and Interval valued Neutrosophic Sets (IVNSs) as well [26-34].

If uncertainty exists in vertices or edges set or both then the structure turns into a fuzzy graph. It can be established by taking the set of vertices and edges as FS, in the same way one can model any other types of fuzzy graphs [21-15, 32]. Graph theory defines the relationship between various individuals and has got many number of applications in different fields namely database theory, modern discipline and technology, neural networks, data scooping cluster analysis, knowledge systems image capturing and control theory. Handling Indeterminacy on the object or edge or both cannot be handled fuzzy graphs and hence Neutrosophic graphs have been introduced. [44, 47-48].

A new perspective for neutrosophic theory and its applications also proposed [49]. There are many methods have been proposed under single valued neutrosophic, interval valued neutrosophic and neutrosophic environments by collaborating with other methods such as TOPSIS, DEMATEL, VIKOR. Also all these hybrid and extension methods applied in the process of decision making. Further, NS-cross entropy, hyperbolic sine similarity measure, hybrid binary algorithm similarity measure method and single-valued co-neutrosophic graphs play an important role in decision making. In fuzzy graph all the edges are represented by fuzzy numbers and that may be interval valued fuzzy number also. Whereas in neutrosophic graph the edges are represented by single valued neutrosophic numbers [50-62].

The remaining part of the paper is organized as follows. In section 2, review of literature is presented. In section 3, basic concepts related to the presented work is given. In section 4, Blockchain single valued and interval valued neutrosophic graphs are proposed and applied for Bitcoin transaction. Also degree, total degree, minimum and maximum degree have been found. In section 5, qualitative analysis has been done with the limitations and advantages of various types of graphs. In section 6, conclusion of the paper is given with the future work.

## 2. Review of Literature

[Yeh and Bang 1] proposed fuzzy relations, fuzzy graphs and applied them in cluster analysis. [Satoshi 2] presented a solution for the problem of double-sending using a peer-to-peer network. [Leroy 3] portrayed the evolution and proof of linguistic care of an accumulator back-end. [Dey et al.4] have done a vertex colouring of

a fuzzy graph. [Dey et al. 5] applied the concept of fuzzy graph in light control in traffic control management. [Ober et al. 6] proposed a model and obscurity of the Bitcoin transaction graph. [Decker and Wattenhofer 7] examined about knowledge reproduction in the network of Bitcoin. [Fleder et al. 8] linked bit coin public keys to real people and commented about the public transaction graph and hence done a graph analysis scheme to find and compiled activity of known as well as unknown users.

[Stanfill and Wholey 9] proposed a transactional graph on the basis of computation with error management. [Ye 10] proposed aggregation operators under simplified neutrosophic environment and applied them in a decision making problem. [Biswas et al. 11] introduced a new methodology for dealing unknown weight information and applied in a decision making problem. [Biswas et al. 12] proposed grey relational analysis based on entropy under single valued neutrosophic setting and applied in a decision making process with multi attribute.

[Mondal and Pramanik 13] introduced a model for clay-brick selection based on grey relational analysis for neutrosophic decision making. [Mondal and Pramanik 14] proposed neutrosophic tangent similarity measure and applied in multiple attribute decision making. [Biswas et al. 15] introduced cosine similarity measure with trapezoidal fuzzy neutrosophic numbers and applied in a decision making problem. [Broumi et al. 16] introduced an extended TOPSIS methodology using interval neutrosophic uncertain linguistic variables. [Greaves and Au 17] investigated the prognostic power of Blockchain network using lineaments on the future price of Bitcoin. [Pilkington 18] clarified the main ethics behind block chain technique and few of its application of cutting edge.

[Bonneau et al. 19] Analyzed invisibility problems in Bitcoin and contribute an evaluation plan for private- enlarging proposals and contributed a new intuition on language disintermediation protocols. [Smarandache and Pramanik 20] introduced a new direction for neutrosophic theory and applications. [Biswas et al. 21] proposed TOPSIS methodology under single-valued neutrosophic setting for multi-attribute group decision making. [Biswas et al. 22] proposed aggregation operators for triangular fuzzy neutrosophic set information and used for a decision making problem. [Biswas et al. 23] introduced a ranking method based on value and ambiguity index using single-valued trapezoidal neutrosophic numbers and its application to decision making problem. [Eyal et al. 24] designed a block chain protocol called Bitcoin –next generation. [Broumi et al. 25] introduced operational laws on interval valued neutrosophic graphs.

[Broumi et al. 26] proposed the formulas to find degree, size and order of a single valued neutrosophic graphs. [Pramanik et al. 27] proposed hybrid similarity measures under neutrosophic environment and applied them in decision making problem. [Dalapati et al. 28] introduced IN-cross entropy for interval neutrosophic set environment and applied in multi attribute group decision making process. [Broumi et al. 29] proposed uniform single valued neutrosophic graphs. [Cocco et al. 30] paid attention at the threats and opportunities of carrying out Blockchain mechanism across banking. [Jeoseph et al. 31] reviewed the approval and future use of block chain technology.

[Chan and Olmsted 32] proposed a design for prevailing transactions from Ethereum into a graph database namely leveraging graph computer. [Illgner 33] proposed a blockchian to fix all Blockchains. [Swan and Filippi 34] explained about the philosophy of Bockchain technology. [Banuelos et al. 35] proposed an advanced method to implement business developments on top of commodity Blockchain technology. [Dinh et al. 36] surveyed the case of the art targeting on private Blockchain where the parties are authenticated. [Desai 37] analysed industry application and have legal perspectives for Blockchain technology. [Jain et al. 38] analyzed asymmetrical associations using fuzzy graph and finding hidden connections in Facebook. [Raikwar et al. 39] proposed a framework of Blockchain for insurance processes.

[Ramkumar 40] proposed Blockchain integrity framework. [Hill 41] presented a review on Blockchain [Arockiaraj and Charumathi 42] introduced the Blockchain fuzzy graph and its concepts and properties. [Halaburda 43] answered for the question, Blockchain transformation without the Blockchain. [Gupta and Sadoghi 44] explained about Blockchain process in detailed manner. [Ramkumar 45] accomplished large scale measure in Blockchian. [Asraf et al. 46] proposed Dombi fuzzy graphs. [Marapureddy 47] introduced fuzzy graph for the semi group. [Quek et al. 48] introduced a few of the results for complex Neutrosophic sets on graph theory. [Smarandache and Pramanik 49] introduced a new perspective to neutrosophic theory and its applications.

[Basset et al. 50] proposed an extended neutrosophic AHP-SWOT analysis for critical planning and decision making. [Basset et al. 51] proposed association rule mining algorithm to analyze big data. [Basset et al. 52] introduced Group ANP-TOPSIS framework under hybrid neutrosophic setting for supplier selection problem. [Basset et al. 53] presented a hybrid approach of neutrosophic sets and DEMATEL method to enhance the criteria for supplier selection. The same authors presented a series of article[63-69]. ([Pramanik et al. 54] proposed NS-cross entropy under single valued neutrosophic environment and applied in a MAGDM problem. [Biswas et al. 55] proposed neutrosophic TOPSIS method and solved group decision making problem.

[Pramanik and Mallick 56] proposed VIKOR method using trapezoidal neutrosophic numbers and solved MAGDM problem using proposed method. [Biswas et al. 57] solved MADM problem by introducing distance measure using interval trapezoidal neutrosophic numbers. [Biswas et al. 58] introduced TOPSIS strategy for solving MADM problem with trapezoidal numbers. [Biswas et al. 59] solved MAGDM problem using ex-D. Nagarajan, M.Lathamaheswari, Said Broumi, J. Kavikumar. Blockchain Single and Interval Valued Neutrosophic Graphs

pected value of neutrosophic trapezoidal numbers. [Mondal et al. 60] introduced hyperbolic sine similarity measure based MADM strategy under single valued neutrosophic environment. [Mondal et al. 61] proposed hybrid binary algorithm similarity measure under single valued neutrosophic set assessments for MAGDM problem. [Dhavaseelan et al. 62] proposed single-valued co-neutrosophic graphs.

The above literature survey motivated to propose Blockchain single and interval valued Neutrosophic Graphs and applied them in Blockchain technology using Bitcoins.

### 3. Basic Concepts

Some basic concepts needed for the proposed concepts and their application, are listed below.

#### 3.1 Bitcoins [40]

Bitcoin is the digital currency and worldwide payment system and are believable and best used when,

- There are a series of transaction
- Need to be recorded
- Need to be verified with respect to purity of the information and the order of the events.

#### 3.2 Blockchain [42]

A Blockchain is a network and can be seen as a reliable computer whose private states are auditable by anyone. It can also be defined as follows.

- Cryptographic approach for modeling an unalterable append-only public ledger
- It includes a methodology for obtaining an open general agreement on each entry
- Ledger entries are mappings of the states of processes by the Blockchain network.

#### Uses of Blockchain

- A uniform approach to execute a variety of application processes
- Reliable and efficient Low upward approaches for stakeholders/users namely states with query application and audit correctness of changes of states.

#### 3.3 Graph [46]

A mathematical system  $G=(V,E)$  is called a graph, where a vertex set is  $V=V(G)$  and an edge set is  $E=E(G)$ . In this paper, undirected graph has been considered and hence every edge is considered as an unordered pair of different vertices.

#### 3.4 Fuzzy Graph [47]

Consider a non-empty finite set  $V$ ,  $\lambda$  be a fuzzy subsets on  $V$  and  $\delta$  be a fuzzy subsets on  $V \times V$ . A fuzzy graph is a pair  $G=(\lambda, \delta)$  over the set  $V$  if  $\delta(a,b) \leq \min\{\lambda(a), \lambda(b)\}$  for all  $(a,b) \in V \times V$  where  $\lambda$  is a fuzzy vertex and  $\delta$  is a fuzzy edge. Where:

1. A fuzzy subset is a mapping  $\lambda: V \rightarrow [0,1]$  of  $V$ .
2. A fuzzy relation is a mapping  $\delta: V \times V \rightarrow [0,1]$  on  $\lambda$  of  $V$  if  $\delta(a,b) \leq \min\{\lambda(a), \lambda(b)\}$
3. If  $\delta(a,b) = \min\{\lambda(a), \lambda(b)\}$  then  $G$  is a strong fuzzy graph.

#### 3.5 Blockchain Fuzzy Graph (BCFG) [42]

The pair  $G=(\lambda, \delta)$  is a BCFG, where  $\lambda$  is a fuzzy vertex set and  $\delta$  is symmetric on  $\lambda$  such that  $\delta(a,b) \leq \min\{\lambda(a), \lambda(b)\}$ ,  $\forall a,b \in V$  with the following criterion.

1. If  $i \neq j$  then  $\sum [\delta(a_i, b_j) \leq \min(\lambda(a_i), \lambda(b_j))] = 1$
2. If  $i \neq j$  then  $\sum [\delta(a_i, b_j) \leq \max(\lambda(a_i), \lambda(b_j))] = 1$
3. If  $i = j$  then  $\sum [\delta(a_i, b_j) \leq \min(\lambda(a_i), \lambda(b_j))] = 0$

### 3.6 Single Valued Neutrosophic Graph (SVNG) [26]

A pair  $G = (R, S)$  is SVNG with elemental set  $V$ . Where:

1. Grade of truth, indeterminacy and falsity memberships of  $a_i \in V$  are defined by  $T_R: V \rightarrow [0,1]$ ,  $I_R: V \rightarrow [0,1]$  and  $F_R: V \rightarrow [0,1]$  respectively and  $0 \leq T_R(a_i) + I_R(a_i) + F_R(a_i) \leq 3, \forall a_i \in V, i = 1, 2, 3, \dots, n$
2. The above three memberships of the edge  $(a_i, b_j) \in E$  are denoted by  $T_S: E \subseteq V \times V \rightarrow [0,1]$ ,

$I_S: E \subseteq V \times V \rightarrow [0,1]$  and  $F_S: E \subseteq V \times V \rightarrow [0,1]$  respectively and are defined by

- $T_S(\{a_i, b_j\}) \leq \min[T_R(a_i), T_R(b_j)]$
- $I_S(\{a_i, b_j\}) \geq \max[I_R(a_i), I_R(b_j)]$
- $F_S(\{a_i, b_j\}) \geq \max[F_R(a_i), F_R(b_j)]$

where  $0 \leq T_S(\{a_i, b_j\}) + I_S(\{a_i, b_j\}) + F_S(\{a_i, b_j\}) \leq 3, \forall \{a_i, b_j\} \in E (i, j = 1, 2, \dots, n)$ .

Also  $R$  and  $S$  are the single valued Neutrosophic vertex and edge set of  $V$  and  $E$  respectively.  $S$  is symmetric on  $R$ .

### 3.7 Interval Valued Neutrosophic Graph (IVNG) [25]

A pair  $G = (R, S)$  is IVNG, where  $R = \langle [T_R^L, T_R^U], [I_R^L, I_R^U], [F_R^L, F_R^U] \rangle$ , is an IVN set on  $V$  and  $S = \langle [T_S^L, T_S^U], [I_S^L, I_S^U], [F_S^L, F_S^U] \rangle$  is an IVN edge set on  $E$  satisfying the following conditions:

1. Here the lower and upper memberships functions of  $a_i \in V$  are defined by  $T_R^L: V \rightarrow [0,1]$ ,  $T_R^U: V \rightarrow [0,1]$ ,  $I_R^L: V \rightarrow [0,1]$ ,  $I_R^U: V \rightarrow [0,1]$  and  $F_R^L: V \rightarrow [0,1]$ ,  $F_R^U: V \rightarrow [0,1]$  respectively and  $0 \leq T_R(a_i) + I_P(a_i) + F_P(a_i) \leq 3, \forall a_i \in V, i = 1, 2, 3, \dots, n$
2. And the same for edge  $(a_i, b_j) \in E$  are denoted by  $T_S^L: V \times V \rightarrow [0,1]$ ,  $T_S^U: V \times V \rightarrow [0,1]$ ,  $I_S^L: V \times V \rightarrow [0,1]$ ,

$I_S^U: V \times V \rightarrow [0,1]$  and  $F_S^L: V \times V \rightarrow [0,1]$ ,  $F_S^U: V \times V \rightarrow [0,1]$  respectively and are defined by

- $T_S^L(\{a_i, b_j\}) \leq \min[T_R^L(a_i), T_R^L(b_j)]$
- $T_S^U(\{a_i, b_j\}) \leq \min[T_R^U(a_i), T_R^U(b_j)]$
- $I_S^L(\{a_i, b_j\}) \geq \max[I_R^L(a_i), I_R^L(b_j)]$
- $I_S^U(\{a_i, b_j\}) \geq \max[I_R^U(a_i), I_R^U(b_j)]$
- $F_S^L(\{a_i, b_j\}) \geq \max[F_R^L(a_i), F_R^L(b_j)]$
- $F_S^U(\{a_i, b_j\}) \geq \max[F_R^U(a_i), F_R^U(b_j)]$

where  $0 \leq T_S(\{a_i, b_j\}) + I_S(\{a_i, b_j\}) + F_S(\{a_i, b_j\}) \leq 3, \forall \{a_i, b_j\} \in E (i, j = 1, 2, \dots, n)$ .

Also  $R$  and  $S$  are the interval valued Neutrosophic vertex and edge set of  $V$  and  $E$  respectively.  $S$  is symmetric on  $R$ .

## 4. Proposed Concepts

In this section, Blockchain single valued neutrosophic graph is proposed and applied in Blockchain technology with Bitcoin transaction.

### 4.1 Blockchain Single Valued Neutrosophic Graph (BCSVNG)

A pair  $G = (R, S)$  is BCSVNG with elemental set  $V$ . Where:

1.  $T_R: V \rightarrow [0,1]$ ,  $I_R: V \rightarrow [0,1]$  and  $F_R: V \rightarrow [0,1]$  and  $0 \leq T_R(x_i) + I_R(x_i) + F_R(x_i) \leq 3, \forall x_i \in V, i = 1, 2, 3, \dots, n$
2.  $T_S: E \subseteq V \times V \rightarrow [0,1]$ ,  $I_S: E \subseteq V \times V \rightarrow [0,1]$  and  $F_S: E \subseteq V \times V \rightarrow [0,1]$  are defined by



Case (i): If  $i \neq j$  then

$$\sum [T_S(x_i, y_j) \leq \min [T_R(x_i), T_R(y_j)]] = 1$$

$$\sum [I_S(x_i, y_j) \geq \max [I_R(x_i), I_R(y_j)]] = 1$$

$$\sum [F_S(x_i, y_j) \geq \max [F_R(x_i), F_R(y_j)]] = 1$$

Case (ii): If  $i = j$  then the above values are 0.

Where,  $0 \leq T_S(\{x_i, y_j\}) + I_S(\{x_i, y_j\}) + F_S(\{x_i, y_j\}) \leq 3, \forall \{x_i, y_j\} \in \mathbf{E}(i, j = 1, 2, \dots, n)$

Also R is a single valued Neutrosophic vertex of V and S is a single valued Neutrosophic edge set of E. S is a symmetric single valued Neutrosophic relation on R.

### 4.1.1 Blockchain Single Valued Neutrosophic Graph in Bitcoin Transaction

Let us consider there are 4 persons in the Blockchain and everyone is doing a transaction using Bitcoin and they are saving 40% and investing the remaining 60% in Bitcoin.

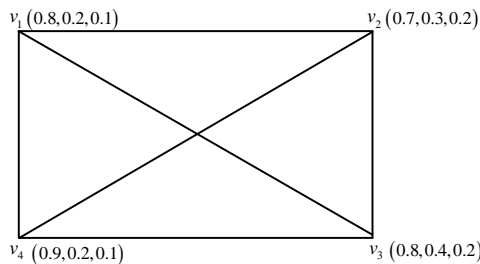


Figure 1: BCSVNG

- Party 1: investing 20 lakhs and doing 3 transactions
- Party 2: investing 15 lakhs and doing 3 transactions
- Party 3: investing 10 lakhs and doing 3 transactions
- Party 4: investing 5.5 lakhs and doing 3 transactions

For example, assume that the party-1 ( $v_1$ ) has the total amount of 20 lakhs, from this he is saving 40% and invest the remaining 60% as Bitcoins for his crypto currencies.

The following are the transactions of Party-1:

**Transaction 1:** Party-1 to Party-2 : ( $v_1$  to  $v_2$ )

$$(0.7, 0.3, 0.2) \times 12,00,000$$

$$= \langle (1 - (1 - T_R)^k), (1 - (1 - T_R)^k), (1 - (1 - T_R)^k) \rangle, k > 0 \text{ (any arbitrary number) [10]}$$

$$= \langle (1 - (1 - 0.7)^{12,00,000}), (1 - (1 - 0.3)^{12,00,000}), (1 - (1 - 0.2)^{12,00,000}) \rangle$$

$$= \langle (1 - (1 - 0.7)^{12,00,000}), (1 - (1 - 0.3)^{12,00,000}), (1 - (1 - 0.2)^{12,00,000}) \rangle$$

$$= \langle 1, 1, 1 \rangle$$

Similarly for other transactions namely

**Transaction 2:** Party-1 to Party-3 : ( $v_1$  to  $v_3$ )

**Transaction 3:** Party-1 to Party-4 : ( $v_1$  to  $v_4$ )

All the possible transaction are listed out in Table 1 with the sum value of each row.

			(0.8,0.2,0.1)	(0.7,0.3,0.2)	(0.8,0.4,0.2)	(0.9,0.2,0.1)	sum
			$v_1$	$v_2$	$v_3$	$v_4$	
	(0.8,0.2,0.1)	$v_1$	0	(0.4,0.38,0.3)	(0.3,0.41,0.4)	(0.3,0.21,0.3)	(1,1,1)
	(0.7,0.3,0.2)	$v_2$	(0.4,0.38,0.3)	0	(0.4,0.37,0.3)	(0.2,0.25,0.4)	(1,1,1)
	(0.8,0.4,0.2)	$v_3$	(0.3,0.41,0.4)	(0.4,0.37,0.3)	0	(0.3,0.54,0.3)	(1,1,1)
	(0.9,0.2,0.1)	$v_4$	(0.3,0.21,0.3)	(0.2,0.25,0.4)	(0.3,0.54,0.3)	0	(1,1,1)
sum			(1,1,1)	(1,1,1)	(1,1,1)	(1,1,1)	

Table 1: Transaction Table for BCSVNG

Where  $sum = \sum (v_i, v_j)$

**4.1.2 Properties of Blockchain Single Valued Neutrosophic Graph**

In this section, degree, total degree, minimum and maximum degrees are found for Blockchain Single Valued Neutrosophic Graph.

**(i). Degree of Single Valued Neutrosophic Graph (SVNG)**

$$d(v_1) = (d_T(v_1), d_I(v_1), d_F(v_1)) \text{ [26]}$$

$$= (1, 1, 1)$$

Where,  $d_T(v_1) = T_S(v_1, v_2) + T_S(v_1, v_3) + T_S(v_1, v_4) = 0.4 + 0.3 + 0.3 = 1$

$$d_I(v_1) = I_S(v_1, v_2) + I_S(v_1, v_3) + I_S(v_1, v_4) = 0.38 + 0.41 + 0.21 = 1$$

$$d_F(v_1) = F_S(v_1, v_2) + F_S(v_1, v_3) + F_S(v_1, v_4) = 0.3 + 0.4 + 0.3 = 1$$

Similarly  $d(v_2) = (d_T(v_2), d_I(v_2), d_F(v_2)) = (1, 1, 1)$

$$d(v_3) = (d_T(v_3), d_I(v_3), d_F(v_3)) = (1, 1, 1)$$

$$d(v_4) = (d_T(v_4), d_I(v_4), d_F(v_4)) = (1, 1, 1)$$

And  $\sum d(v_i) = \left( 2 \sum_{v_i \neq v_j} T_S(v_i, v_j), 2 \sum_{v_i \neq v_j} I_S(v_i, v_j), 2 \sum_{v_i \neq v_j} F_S(v_i, v_j) \right)$

$$= (2(1), 2(1), 2(1)) = (2, 2, 2)$$

**(ii). Total Degree of SVNG**

$$td(v_i) = (td_T(v_i), td_I(v_i), td_F(v_i)) \text{ [26]}$$

Where  $td_T(v_i) = \sum T_S(v_i, v_j) + T_R(v_i)$

$$td_T(v_1) = \sum T_S(v_1, v_j) + T_R(v_1) = 1 + 0.8 = 1.8$$

$$td_I(v_1) = \sum I_S(v_1, v_j) + I_R(v_1) = 1 + 0.2 = 1.2$$

$$td_F(v_1) = \sum F_S(v_1, v_j) + F_R(v_1) = 1 + 0.1 = 1.1$$

Therefore,  $td(v_1) = (td_T(v_1), td_I(v_1), td_F(v_1)) = (1.8, 1.2, 1.1)$

Similarly,  $td(v_2) = (td_T(v_2), td_I(v_2), td_F(v_2)) = (1.7, 1.3, 1.2)$

$$td(v_3) = (td_T(v_3), td_I(v_3), td_F(v_3)) = (1.8, 1.4, 1.2)$$

$$td(v_4) = (td_T(v_4), td_I(v_4), td_F(v_4)) = (1.9, 1.2, 1.1)$$

### (iii). Minimum degree of SVNG

It is  $\xi(G) = (\xi_T(G), \xi_I(G), \xi_F(G))$ , where

$$\xi_T(G) = \min\{d_T(v)/v \in V\}, \xi_I(G) = \min\{d_I(v)/v \in V\} \text{ and } \xi_F(G) = \min\{d_F(v)/v \in V\} \quad [15]$$

For the Fig. 1,

$$\xi_T(G) = \min\{d_T(v)/v \in V\} = 1$$

$$\xi_I(G) = \min\{d_I(v)/v \in V\} = 1$$

$$\xi_F(G) = \min\{d_F(v)/v \in V\} = 1$$

### (iv). Maximum degree of SVNG

It is defined by  $\eta(G) = (\eta_T(G), \eta_I(G), \eta_F(G))$ , where

$$\eta_T(G) = \max\{d_T(v)/v \in V\}, \eta_I(G) = \max\{d_I(v)/v \in V\}, \eta_F(G) = \max\{d_F(v)/v \in V\} \quad [26]$$

For the Fig. 1,

$$\eta_T(G) = \max\{d_T(v)/v \in V\} = 1$$

$$\eta_I(G) = \max\{d_I(v)/v \in V\} = 1$$

$$\eta_F(G) = \max\{d_F(v)/v \in V\} = 1$$

For the Fig. 1,

$$\eta_T(G) = \max\{d_T(v)/v \in V\} = \eta_I(G) = \max\{d_I(v)/v \in V\} = \eta_F(G) = \max\{d_F(v)/v \in V\} = 1$$

## 4.2 Blockchain Interval Valued Neutrosophic Graph (BCIVNG)

A pair  $G = (R, S)$  is BCIVNG, where  $R = \langle [T_R^L, T_R^U], [I_R^L, I_R^U], [F_R^L, F_R^U] \rangle$ , is an IVN set on  $V$  and  $S = \langle [T_S^L, T_S^U], [I_S^L, I_S^U], [F_S^L, F_S^U] \rangle$  is an IVN edge set on  $E$  satisfying conditions 1 and 2 as in the definition of IVNG and with the following criterions.

Case (i): If  $i \neq j$  then

$$\sum [T_S^L(x_i, y_j) \leq \min[T_R^L(x_i), T_R^L(y_j)]] = 0.5$$

$$\sum [T_S^U(x_i, y_j) \leq \min[T_R^U(x_i), T_R^U(y_j)]] = 0.5$$

$$\sum [I_S^L(x_i, y_j) \geq \max[I_R^L(x_i), I_R^L(y_j)]] = 0.5$$

$$\sum [I_S^U(x_i, y_j) \geq \max[I_R^U(x_i), I_R^U(y_j)]] = 0.5$$

$$\sum [F_S^L(x_i, y_j) \geq \max[F_R^L(x_i), F_R^L(y_j)]] = 0.5$$

$$\sum [F_S^U(x_i, y_j) \geq \max[F_R^U(x_i), F_R^U(y_j)]] = 0.5$$

Case (ii): If  $i = j$  then the above six values are 0.

Where  $0 \leq T_S(\{x_i, y_j\}) + I_S(\{x_i, y_j\}) + F_S(\{x_i, y_j\}) \leq 3, \forall \{x_i, y_j\} \in E(i, j = 1, 2, \dots, n)$

Also  $R$  is an interval valued Neutrosophic vertex of  $V$  and  $S$  is an interval valued Neutrosophic edge set of  $E$ .  $S$  is a symmetric interval valued Neutrosophic relation on  $R$ .

#### 4.2.1 Blockchain Interval Valued Neutrosophic Graph in Bitcoin Transaction

Let us consider there are 3 persons in the Blockchain and everyone is doing a transaction using Bitcoin and they are saving 40% and investing the remaining 60% in Bitcoin.

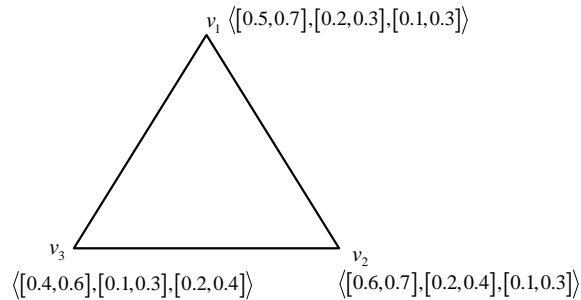


Figure 2: BCIVNG

Party 1: investing 20 lakhs and doing 2 transactions

Party 2: investing 15 lakhs and doing 2 transactions

Party 3: investing 10 lakhs and doing 2 transactions

For example, assume that the party-1 ( $v_1$ ) has the total amount of 20 lakhs, from this he is saving 40% and invest the remaining 60% as Bitcoins for his crypto currencies.

The following are the transactions of Party-1:

**Transaction 1:** Party-1 to Party-2: ( $v_1$  to  $v_2$ )

$$\begin{aligned} & \langle [0.6, 0.7], [0.2, 0.4], [0.1, 0.3] \rangle \times 12,00,000 \\ & = \left\{ \left[ 1 - (1 - T_R^L)^k, 1 - (1 - T_R^U)^k \right], \left[ (I_R^L)^k, (I_R^U)^k \right], \left[ (F_R^L)^k, (F_R^U)^k \right] \right\} \quad [25] \\ & = \left\{ \left[ 1 - (1 - 0.6)^{12,00,000}, 1 - (1 - 0.7)^{12,00,000} \right], \left[ (0.2)^{12,00,000}, (0.4)^{12,00,000} \right], \left[ (0.1)^{12,00,000}, (0.3)^{12,00,000} \right] \right\} \\ & = \left\{ \left[ 1 - (0.4)^{12,00,000}, 1 - (0.3)^{12,00,000} \right], \left[ (0.2)^{12,00,000}, (0.4)^{12,00,000} \right], \left[ (0.1)^{12,00,000}, (0.3)^{12,00,000} \right] \right\} \\ & = \{ [1 - 0, 1 - 0], [0, 0], [0, 0] \} \\ & = \{ [1, 1], [0, 0], [0, 0] \} \end{aligned}$$

**Transaction 2:** Party-1 to Party-3: ( $v_1$  to  $v_3$ ) =  $\{ [1, 1], [0, 0], [0, 0] \}$

Table 1 represent all possible transactions from one vertex to all other vertices. Here edge represents the transaction and the vertex represents the parties.

		$\langle [0.5,0.7], [0.2,0.3], [0.1,0.3] \rangle$	$\langle [0.6,0.7], [0.2,0.4], [0.1,0.3] \rangle$	$\langle [0.4,0.6], [0.1,0.3], [0.2,0.4] \rangle$	$\sum (v_i, v_j)$
		$v_1$	$v_2$	$v_3$	
$\langle [0.5,0.7], [0.2,0.3], [0.1,0.3] \rangle$	$v_1$	0	$\langle [0.217,0.283], [0.211,0.289], [0.302,0.313] \rangle$	$\langle [0.281,0.282], [0.198,0.199], [0.208,0.209] \rangle$	(1,1,1)
$\langle [0.6,0.7], [0.2,0.4], [0.1,0.3] \rangle$	$v_2$	$\langle [0.217,0.283], [0.211,0.289], [0.302,0.313] \rangle$	0	$\langle [0.28,0.283], [0.197,0.198], [0.208,0.209] \rangle$	(1,1,1)
$\langle [0.4,0.6], [0.1,0.3], [0.2,0.4] \rangle$	$v_3$	$\langle [0.281,0.282], [0.198,0.199], [0.208,0.209] \rangle$	$\langle [0.217,0.283], [0.302,0.313], [0.292,0.302] \rangle$	0	(1,1,1)
$\sum (v_i, v_j)$		(1,1,1)	(1,1,1)	(1,1,1)	

**Table 2:** Transaction Table for BCIVNG

From table 1 and table 2 it is observed that sum of all single /interval valued Neutrosophic edges of a particular Neutrosophic vertex is equal to (1, 1, 1). Hence the proposed method is an optimized one to deal indeterminacy of the data in Bitcoin transaction.

### 5. Comparative Analysis (Qualitative)

Blockchain approach has been applied in various fields as a growing technique. Here the advantages and limitations are listed out for Blockchian crisp, fuzzy and Neutrosophic graphs. This analysis will be very useful to understand the concept of Blockchian under different environments.

Type of Blockchain Graph	Advantages	Limitations
Blockchian Crisp Graph	<ul style="list-style-type: none"> <li>• Faster Process with purity and detectable</li> <li>• Process clarity</li> <li>• Data will be permanent</li> </ul>	<ul style="list-style-type: none"> <li>• Unable to handle uncertainties</li> <li>• Size of the network will decide the security level</li> </ul>
Blockchain Fuzzy Graph	<ul style="list-style-type: none"> <li>• Can handle uncertainty exists in the vertex and edge sets</li> <li>• Invariable data</li> </ul>	<ul style="list-style-type: none"> <li>• Incapable to handle indeterminacy of the data and interval data</li> <li>• Large network will give more level of security</li> </ul>
Blockchain Interval Valued Fuzzy Graph	<ul style="list-style-type: none"> <li>• Can able to deal with data in terms of range</li> </ul>	<ul style="list-style-type: none"> <li>• Inadequate to handle undetermined data</li> </ul>
Blockchain Single Valued Neutrosophic Graph	<ul style="list-style-type: none"> <li>• Able to handle indeterminacy of the data</li> </ul>	<ul style="list-style-type: none"> <li>• Unfit to handle interval data</li> </ul>
Blockchain Interval Valued	<ul style="list-style-type: none"> <li>• Capable to handle interval</li> </ul>	<ul style="list-style-type: none"> <li>• Unsuitable to handle criterion</li> </ul>

Neutrosophic Graph	data as the participant's decision is always lie in a range.	insufficient information of the weights.
--------------------	--	--

## 6. Conclusion

Reliability and assurance of the dealing is very important for any business transaction. Blockchain technology is such a technology and recently it is widely applied in many fields. In any field uncertainty is unavoidable one as the human behavior always uncertainty in nature. Also indeterminacy does not deal in any area field of mathematics whereas Neutrosophic set deals indeterminacy and hence an optimized solution can be obtain for any problem. In this paper Blockchain network has been used in terms of Bitcoin transaction where the vertex and edges have been considered as single and interval valued Neutrosophic sets. Also the degree, total degree, minimum and maximum degree have been found for the proposed Blockchain single valued Neutrosophic graph. In addition to this, contingent study has been done for various types of Blockchain graphs.

## Notes

### Compliance with Ethical Standards

### Conflict of Interest

The authors declare that they have no conflict of interest

### Ethical Approval

The article does not contain any studies with human participants or animal performed by any of the authors

### Informed Consent

Informed consent was obtained from all individual participants included in the study

## References

- [1] R. T. Yeh and S.Y. Bang. Fuzzy relations, fuzzy graphs, and their applications to clustering analysis. In: Proceedings of the US-Japan Seminar on Fuzzy sets and their applications to cognitive and decision process, University of California, Berkeley, California, 1975, 125-149.
- [2] N. Satoshi. Bitcoin: a peer-to-peer electronic cash system. In: <http://bitcoin.org/bitcoin.pdf>, 2008, 1-9.
- [3] X. Leroy. A formally verified compiler back-end. *Journal of Automated Reasoning*, 43(4) (2009), 363-446.
- [4] A. Dey, D. Ghosh, and A. Pal. Vertex Coloring of a Fuzzy Graph. *Proceedings of the National Seminar on Recent Advances in Mathematics and its Applications in Engineering Sciences*, 2012, 51-59.
- [5] A. Dey, D. Ghosh, and A. Pal. An Application of Fuzzy Graph in Traffic Light Control. In: *International Conference on Mathematics (2013)*, 1-8.
- [6] M. Ober, S. Katzenbeisser, and K. Hamacher. Structure and Anonymity of the Bitcoin Transaction Graph. *Future Internet*, 5 (2013), 237-250.
- [7] C. Decker, and R. Wattenhofer. Information propagation in the Bitcoin network, In: *13 th IEEE international conference on peer-to-peer computing (P2P)*, Trento, 2013, 1-10.
- [8] M. Fleder, M. S. Kester, and S. Pillai. Bitcoin Transaction Analysis. *Cryptography and Security (2014)*, 1-8.
- [9] [8] C. Stanfill, and J. S. Wholey. Transactional Graph-based computation with error handling. In: *Patent: US8706667B2*, 2014.
- [10] J. Ye. A multicriteria decision-making method using aggregation operators for simplified Neutrosophic sets. *Journal of Intelligent & Fuzzy Systems*, 26 (2014), 2459-2466.
- [11] P. Biswas, S. Pramanik, and B. C. Giri. A new methodology for neutrosophic multi-attribute decision-making with unknown weight information. *Neutrosophic Sets and Systems*, 3 (2014), 42-50.
- [12] P. Biswas, S. Pramanik, and B. C. Giri. Entropy based grey relational analysis method for multi-attribute decision making under single valued neutrosophic assessments. *Neutrosophic Sets and Systems*, 2 (2014) 102-110.
- [13] K. Mondal, and S. Pramanik. Neutrosophic decision making model for clay-brick selection in construction field based on grey relational analysis. *Neutrosophic Sets and Systems*, 9 (2015), 64-71.
- [14] K. Mondal, and S. Pramanik. Neutrosophic tangent similarity measure and its application to multiple attribute decision making. *Neutrosophic Sets and Systems*, 9 (2015), 85-92.
- [15] P. Biswas, S. Pramanik, and B. C. Giri. Cosine similarity measure based multi-attribute decision-making with trapezoidal fuzzy neutrosophic numbers. *Neutrosophic Sets and Systems*, 8 (2015), 46-56.
- [16] S. Broumi, J. Ye, and F. Smarandache. An Extended TOPSIS Method for Multiple Attribute Decision Making based on Interval Neutrosophic Uncertain Linguistic Variables. *Neutrosophic Sets and Systems*, 8, (2015), 22-31.
- [17] A. Greaves, and B. Au. Using the Bitcoin Transaction Graph to Predict the Price of Bitcoin. In: *Online Pdf*, 2015, 1-8.
- [18] M. Pilkington. Blockchain Technology: Principles and Applications. In: *Research handbook on digital transformations*, D. Nagarajan, M.Lathamaheswari, Said Broumi, J. Kavikumar. Blockchain Single and Interval Valued Neutrosophic Graphs

- 2015.
- [19] J. Bonneau, A. Miller, A. J. Clark, A. Narayanan, J. A. Kroll, and E. W. Felten. SoK: research perspectives and challenges for Bitcoin and crypto currencies. In: Proceedings of the 2015 IEEE symposium on security and privacy, SP'15. IEEE Computer Society, Washington, DC, 2015, 104-121.
- [20] F. Smarandache and S. Pramanik. New trends in neutrosophic theory and applications. Brussels: Pons Editions, 2016.
- [21] P. Biswas, S. Pramanik, and B.C. Giri. TOPSIS method for multi-attribute group decision making under single-valued neutrosophic environment. *Neural Computing and Applications*, 27(3) (2016), 727-737. doi: 10.1007/s00521-015-1891-2.
- [22] P. Biswas, S. Pramanik, and B.C. Giri. Aggregation of triangular fuzzy neutrosophic set information and its application to multi-attribute decision making. *Neutrosophic Sets and Systems*, 12 (2016), 20-40.
- [23] P. Biswas, S. Pramanik, and B.C. Giri. Value and ambiguity index based ranking method of single-valued trapezoidal neutrosophic numbers and its application to multi-attribute decision making. *Neutrosophic Sets and Systems*, 12 (2016), 127-138.
- [24] I. Eyal, A. E. Gencer, E. G. Sirer, and R. V. Renesse. Bitcoin-NG: a scalable Blockchain protocol. In: Proceedings of the USENIX conference on networked systems design and implementation, NADI'16. USENIX Association, Berkeley, 2016, 45-59.
- [25] S. Broumi, F. Smarandache, M. Talea, and A. Bakali. Operations on Interval Valued Neutrosophic Graphs. In: *New Trends in Neutrosophic Theory and Applications*. 2016, 231-254.
- [26] S. Broumi, M. Talea M, F. Smarandache, and A. Bakali. (2016) Single Valued Neutrosophic Graphs: Degree, Order and Size. In: *Proceedings of International Conference on Fuzzy Systems*, 2016, 2444-2451.
- [27] S. Pramanik, P. Biswas, and B. C. Giri. Hybrid vector similarity measures and their applications to multi-attribute decision making under neutrosophic environment. *Neural Computing and Applications*, 28 (5) (2017), 1163-1176.
- [28] S. Dalapati, S. Pramanik, S. Alam, F. Smarandache, and T. K. Roy. IN-cross entropy based magdm strategy under interval neutrosophic set environment. *Neutrosophic Sets and Systems*, 18 (2017), 43-57. <http://doi.org/10.5281/zenodo.1175162>.
- [29] S. Broumi, A. Dey, A. Bakali, M. Talea, F. Smarandache, L. H. Son, and D. Koley: Uniform Single Valued Neutrosophic Graphs. *Neutrosophic Sets and Systems*, 17(2017), 42-49. <http://doi.org/10.5281/zenodo.1012249>.
- [30] L. Cocco, A. Pinna, and Marchesi. Banking on Blockchain: Costs Savings Thanks to the Blockchain Technology. *Future Internet*, 9(25) (2017), 1-20.
- [31] M. Jeoseph, F. K. Augustine, and W. Giberson. Blockchain Technology Adoption and Strategies. *Journal of International Technology and Information Management*, 26(2) (2017), 65-93.
- [32] [18] W. Chan, and A. Olmsted. Ethereum Transaction Graph Analysis. In: *12 th International Conference for Internet Technology and Secured Transactions*, 2017. DOI: 10.23919/ICITST.2017.8356459.
- [33] [19] A. Illgner. The Blockchain to fix all blockchains. *The New Scientist*, 236(3153) (2017), 10.
- [34] [20] M. Swan, and P. D. Filippi. *Towards a Philosophy of Blockchain*. Metaphilosophy (Wiley), 48(5) (2017), 1-20.
- [35] L. G. Banuelos, A. Ponomarev, M. Dumas, and I. Weber. Optimized Execution of Business Processes on Blockchain. In: *International Conference on Business Process Management, Spain, 2017*. DOI: 10.1007/978-3-319-65000-5\_8.
- [36] T. T. A. Dinh, R. Liu, M. Zhang, G. Chen, B. C. Ooi, and J. Wang. Untangling Blockchain: A Data Processing View of Blockchain System. *IEEE Transactions on Knowledge and Data Engineering*, 2017. DOI: 10.1109/TKDE. 2017. 2781227.
- [37] N. Desai. The Blockchain: Industry Applications and Legal Perspectives. In: *Nishith Desai Associates, Legal and Tax Counselling Worldwide Research and Articles*, 2017, 1-30.
- [38] A. Jain, S. Rai, and A. Manaktala. Analyzing Asymmetrical Associations using Fuzzy Graph and Discovering Hidden Connections in Facebook. *Global Journal of Enterprise Information System*, 9(1) (2017), 1-12.
- [39] M. Raikwar, S. Mazumdar, S. Ruj, S. S. Gupta, A. Chatopadhyay, and K. Y. Lam. A Blockchain Framework for Insurance Processes. In: *9<sup>th</sup> IFIP International Conference on New Technologies, Mobility and Security (NTMS)*, 2018, DOI:10.1109/NTMS.2018.8328731.
- [40] M. Ramkumar. A Blockchain System Integrity Model. In: *The 17 th International Conference on Security and Management (SAM'18)*, USA, 2018.
- [41] T. Hill. Blockchain for Research: Review: Blockchain, 2018, DOI:10.1002/leap.1182.
- [42] J. J. Arockiaraj, and V. Charumathi. Block Chain Fuzzy Graph. *International Journal of Current Advanced Research*, 7(1) (2018), 20-23.
- [43] H. Halaburda. Blockchain revolution without the Blockchain? *Communications of the ACM*, 61(7) (2018), 27-29.
- [44] S. Gupta, and M. Sadoghi M. Blockchain Transaction Processing. 2018, DOI: 10.1007/978-3-319-63962-8\_333-1.
- [45] M. Ramkumar. Executing Large Scale Processes in a Blockchain. *Journal of Common Market Studies*, (2018), 1-17.
- [46] S. Ashraf, S. Naz, and E. E. Kerre. Dombi Fuzzy Graphs. *Fuzzy Information and Engineering*, 2018, 1-22. [Doi.org/10.1080/16168658.2018.1509520](http://doi.org/10.1080/16168658.2018.1509520).
- [47] M. K. R. Marapureddy. Fuzzy Graph of Semi group. *Bulletin of the International Mathematical Virtual Institute*, 8(2018), 439-448.
- [48] S. G. Quek, S. Broumi, G. Selvachandran, A. Bakali, M. Talea, and F. Smarandache. Some Results on the Graph Theory for Complex Neutrosophic Sets. *Symmetry*, 10 (190) (2018), 1-30.
- [49] F. Smarandache and S. Pramanik. *New trends in neutrosophic theory and applications*, 2, Brussels: Pons Editions, 2018.
- [50] M. A. Basset, M. Mohamed, and F. Smarandache. An Extension of Neutrosophic AHP–SWOT Analysis for Strategic Planning and Decision-Making. *Symmetry*, 10(4) (2018), 116.

- [51] M. A. Basset, M. Mohamed, F. Smarandache, and V. Chang. Neutrosophic Association Rule Mining Algorithm for Big Data Analysis. *Symmetry*, 10(4) (2018), 106.
- [52] M. A. Basset, M. Mohamed, and F. Smarandache. A Hybrid Neutrosophic Group ANP-TOPSIS Framework for Supplier Selection Problems. *Symmetry*, 10(6) (2018), 226.
- [53] M. A. Basset, G. Manogaran, A. Gamal and F. Smarandache. (2018). A hybrid approach of neutrosophic sets and DEMATEL method for developing supplier selection criteria. *Design Automation for Embedded Systems*, 22 (2018), 257. <https://doi.org/10.1007/s10617-018-9203-6>.
- [54] S. Pramanik, S. Dalapati, S. Alam, F. Smarandache, and T. K. Roy. NS-cross entropy based MAGDM under single valued neutrosophic set environment. *Information*, 9(2) (2018), 37, doi:10.3390/info9020037.
- [55] P. Biswas, S. Pramanik, and B. C. Giri. Neutrosophic TOPSIS with group decision making. In C. Kahraman & I. Ota (Eds.): C. Kahraman and I. Ota (eds.), *Fuzzy Multicriteria Decision Making Using Neutrosophic Sets*, Studies in Fuzziness and Soft Computing, 2018, 369. doi. [https://doi.org/10.1007/978-3-030-00045-5\\_21](https://doi.org/10.1007/978-3-030-00045-5_21)
- [56] S. Pramanik and R. Mallick. VIKOR based MAGDM Strategy with trapezoidal neutrosophic numbers. *Neutrosophic Sets and Systems*, 22 (2018), 118-130. DOI: 10.5281/zenodo.2160840
- [57] P. Biswas, S. Pramanik, and B. C. Giri. Distance measure based MADM strategy with interval trapezoidal neutrosophic numbers. *Neutrosophic Sets and Systems*, 19 (2018), 40-46.
- [58] P. Biswas, S. Pramanik, and B. C. Giri. TOPSIS strategy for multi-attribute decision making with trapezoidal numbers. *Neutrosophic Sets and Systems*, 19 (2018), 29-39.
- [59] P. Biswas, S. Pramanik, and B. C. Giri. Multi-attribute group decision making based on expected value of neutrosophic trapezoidal numbers. In F. Smarandache, & S. Pramanik (Eds., vol.2), *New trends in neutrosophic theory and applications*, Brussels: Pons Editions, 2018, 103-124.
- [60] K. Mondal, S. Pramanik, and B. C. Giri. Single valued neutrosophic hyperbolic sine similarity measure based MADM strategy. *Neutrosophic Sets and Systems*, 20 (2018), 3-11. <http://doi.org/10.5281/zenodo.1235383>
- [61] K. Mondal, S. Pramanik, and B. C. Giri. Hybrid binary algorithm similarity measure for MAGDM problems under SVN assessments. *Neutrosophic Sets and Systems*, 20 (2018), 12-25. <http://doi.org/10.5281/zenodo.1235365>
- [62] R. Dhavaseelan, S. Jafari, M. R. Farahani, and S. Broumi. On single-valued co-neutrosophic graphs. *Neutrosophic Sets and Systems*, 22 (2018), 180-187. DOI: 10.5281/zenodo.2159886
- [63] M. Abdel-Basset, M. Mohamed & F. Smarandache. An Extension of Neutrosophic AHP–SWOT Analysis for Strategic Planning and Decision-Making. *Symmetry*, 10( 4), 2018,116.
- [64] M. Abdel-Basset, M. Mohamed, F. Smarandache & V. Chang. Neutrosophic Association Rule Mining Algorithm for Big Data Analysis. *Symmetry*, 10(4), 2018, 106.
- [65] M. Abdel-Basset, M. Mohamed & F. Smarandache. A Hybrid Neutrosophic Group ANP-TOPSIS Framework for Supplier Selection Problems. *Symmetry*, 10(6), 2018,226.
- [66] M. Abdel-Basset, M. Gunasekaran, M. Mohamed & F. Smarandache. A novel method for solving the fully neutro-sophic linear programming problems. *Neural Computing and Applications*, 2018, pp. 1-11.
- [67] M. Abdel-Basset, M. Mohamed & V. Chang. NMCDA: A framework for evaluating cloud computing services. *Future Generation Computer Systems*, 86, 2018, pp.12-29.
- [68] M. Abdel-Basset, Y. Zhou, M. Mohamed & V. Chang. A group decision making framework based on neutro-sophic VIKOR approach for e-government website evaluation. *Journal of Intelligent & Fuzzy Systems*, 34(6), 2018, pp.4213-4224.
- [69] M. Abdel-Basset, M. Mohamed, Y. Zhou & I. Hezam. Multi-criteria group decision making based on neutro-sophic analytic hierarchy process. *Journal of Intelligent & Fuzzy Systems*, 33(6), 2017, pp.4055-4066.

Received: December 30, 2018, Accepted: March 02, 2019



# Neutrosophic ideal of Subtraction Algebras

Chul Hwan Park

School of Mechanical Engineering, Ulsan College, 57, Daehak-ro, Nam-gu, Ulsan 44610, Korea

E-mail: skyrosemary@gmail.com/chpark2@uc.ac.kr

**Abstract:** The notion of neutrosophic ideal in subtraction algebras is introduced, and several properties are investigated. Also we give conditions for a neutrosophic set to be a neutrosophic ideal. Characterization of neutrosophic ideal are discussed.

**Keywords:** Subtraction algebra, Neutrosophic set, Neutrosophic ideal

## 1 Introduction

The concept of Neutrosophic set, first introduced by Smarandache [17], is a powerful general formal framework that generalizes the concept of fuzzy set and intuitionistic fuzzy set. Recently, many researchers have been involved in extending the concepts and results of abstract algebra to the broader framework of the neutrosophic set theory [2, 3, 4, 5, 19]. Smarandache [17] and Wang et al. [18] introduced the concept of a single valued neutrosophic set as a subclass of the neutrosophic set and specified the definition of a neutrosophic set to make more applicable the theory to real life problems. In 1992, B. M. Schein have considered systems of the form  $(\Phi; \circ, \setminus)$  [16], where  $\Phi$  is a set of functions closed under the composition “ $\circ$ ” of functions (and hence  $(\Phi; \circ)$  is a function semigroup) and the set theoretic subtraction “ $\setminus$ ” (and hence  $(\Phi; \setminus)$  is a subtraction algebra in the sense of [1]). Jun et al. introduced the concept of ideal in subtraction algebras and continued studying on ideals in subtraction algebras [6, 8, 9, 14]. K. J. Lee and C. H. Park [11] introduced the concept of a fuzzy ideal in subtraction algebras and investigated some conditions for a fuzzy set to be a fuzzy ideal in subtraction algebras. Since then many researchers worked in this area [7, 10, 12, 13].

In this paper, we apply the notion of neutrosophic sets in subtraction algebras. Also, we introduce the notion of neutrosophic ideal and give some conditions for a neutrosophic set to be a neutrosophic ideal in subtraction algebras. Finally, we showed that neutrosophic image and neutrosophic inverse image of neutrosophic ideal are both neutrosophic ideal under certain conditions

## 2 Preliminaries

We review some definitions and properties that are necessary for this paper.

**Definition 2.1.** [1] An algebra  $(X, -)$  is called a subtraction algebra if a single binary operation  $-$  satisfies the following identities: for any  $x, y, z \in X$ ,

$$(SA1) \quad x - (y - x) = x,$$

$$(SA2) \quad x - (x - y) = y - (y - x),$$

$$(SA3) \quad (x - y) - z = (x - z) - y,$$

We introduced an order relation  $X$  on a subtraction algebras:  $a \leq b \Leftrightarrow a - b = 0$ , where  $0 = a - a$  is an element that does not depend on the choice of  $a \in X$ .

**Proposition 2.2.** [9] Let  $(X, -)$  be a subtraction algebra. Then we have the following axioms:

$$(SP1) \quad (x - y) - y = x - y,$$

$$(SP2) \quad x - 0 = x \text{ and } 0 - x = 0,$$

$$(SP3) \quad (x - y) - x = 0,$$

$$(SP4) \quad x - (x - y) \leq y,$$

$$(SP5) \quad (x - y) - (y - x) = x - y,$$

$$(SP6) \quad x - (x - (x - y)) = x - y,$$

$$(SP7) \quad (x - y) - (z - y) \leq x - z,$$

$$(SP8) \quad x \leq y \text{ if and only if } x = y - w \text{ for some } w \in X,$$

$$(SP9) \quad x \leq y \text{ implies } x - z \leq y - z \text{ and } z - y \leq z - x \text{ for all } z \in X,$$

$$(SP10) \quad x, y \leq z \text{ implies } x - y = x \wedge (z - y),$$

$$(SP11) \quad (x \wedge y) - (x \wedge z) \leq x \wedge (y - z), \text{ for all } x, y, z \in X.$$

**Definition 2.3.** [9] A nonempty subset  $A$  of a subtraction algebra  $X$  is called an ideal of  $X$ , denoted by  $A \triangleleft X$ , if it satisfies:

$$(SI1) \quad a - x \in A \text{ for all } a \in A \text{ and } x \in X,$$

$$(SI2) \quad \text{for all } a, b \in A, \text{ whenever } a \vee b \text{ exists in } X \text{ then } a \vee b \in A.$$

**Proposition 2.4.** [9] Let  $X$  be a subtraction algebra and let  $x, y \in X$ . If  $w \in X$  is an upper bound for  $x$  and  $y$ , then the element

$$x \vee y := w - ((w - y) - x)$$

is a least upper bound for  $x$  and  $y$ .

**Definition 2.5.** [11] A fuzzy set  $\mu$  in  $X$  is called a fuzzy ideal of  $X$  if it satisfies:

$$(SFI1) \quad \mu(x - y) \geq \mu(x),$$

$$(SFI2) \quad \exists x \vee y \Rightarrow \mu(x \vee y) \geq \min\{\mu(x), \mu(y)\} \text{ for all } x, y \in X.$$

We give some preliminaries about single valued neutrosophic sets and set operations, which will be called neutrosophic sets, for simplicity.

**Definition 2.6.** [18] Let  $X$  be a space of points (objects), with a generic element in  $X$  denoted by  $x$ . A single valued neutrosophic set  $A$  on  $X$  is characterized by truth-membership function  $t_A$ , indeterminacy-membership function  $i_A$  and falsity-membership function  $f_A$ . For each point  $x$  in  $X$ ,  $t_A(x), i_A(x), f_A(x) \in [0, 1]$ . A neutrosophic set  $A$  can be written as denoted by a mapping defined as  $A : X \rightarrow [0, 1] \times [0, 1] \times [0, 1]$  and

$$A = \{ \langle x, t_A(x), i_A(x), f_A(x) \rangle, x \in X \}$$

for simplicity.

**Definition 2.7.** [15, 18] Let  $A$  and  $B$  be two neutrosophic sets on  $X$ . Then

(1)  $A$  is contained in  $B$ , denoted as  $A \subseteq B$ , if and only if  $\mathcal{N}_A(x) \leq \mathcal{N}_B(x)$ . i.e.,  $t_A(x) \leq t_B(x), i_A(x) \leq i_B(x)$  and  $f_A(x) \geq f_B(x)$ . Two sets  $A$  and  $B$  is called equal, i.e.,  $A = B$  iff  $A \subseteq B$  and  $B \subseteq A$ .

(2) the union of  $A$  and  $B$  is denoted by  $C = A \cup B$  and defined as  $\mathcal{N}_C(x) = \mathcal{N}_A(x) \vee \mathcal{N}_B(x)$  where  $\mathcal{N}_A(x) \vee \mathcal{N}_B(x) = (t_A(x) \vee t_B(x), i_A(x) \vee i_B(x), f_A(x) \wedge f_B(x))$ , for each  $x \in X$ . i.e.,  $t_C(x) = \max\{t_A(x), t_B(x)\}, i_C(x) = \max\{i_A(x), i_B(x)\}$  and  $f_C(x) = \min\{f_A(x), f_B(x)\}$ .

(3) the intersection of  $A$  and  $B$  is denoted by  $C = A \cap B$  and defined as  $\mathcal{N}_C(x) = \mathcal{N}_A(x) \wedge \mathcal{N}_B(x)$  where  $\mathcal{N}_A(x) \wedge \mathcal{N}_B(x) = (t_A(x) \wedge t_B(x), i_A(x) \wedge i_B(x), f_A(x) \vee f_B(x))$ , for each  $x \in X$ . i.e.,  $t_C(x) = \min\{t_A(x), t_B(x)\}, i_C(x) = \min\{i_A(x), i_B(x)\}$  and  $f_C(x) = \max\{f_A(x), f_B(x)\}$ .

(4) the complement of  $A$  is denoted by  $A^c$  and defined as  $\mathcal{N}_A^c(x) = (f_A(x), 1 - i_A(x), t_A(x))$ , for each  $x \in X$ .

**Definition 2.8.** [4] Let  $g : X_1 \rightarrow X_2$  be a function and  $A, B$  be the neutrosophic sets of  $X_1$  and  $X_2$ , respectively. Then the image of a neutrosophic set  $A$  is a neutrosophic set of  $X_2$  and it is defined as follows:  $\forall y \in X_2$

$$\begin{aligned} g(A)(y) &= (t_{g(A)}(y), i_{g(A)}(y), f_{g(A)}(y)) \\ &= (g(t_A)(y), g(i_A)(y), g(f_A)(y)), \end{aligned}$$

where

$$\begin{aligned} g(t_A)(y) &= \begin{cases} \bigvee t_A(x) & \text{if } x \in g^{-1}(y), \\ 0 & \text{otherwise,} \end{cases} \\ g(i_A)(y) &= \begin{cases} \bigvee i_A(x) & \text{if } x \in g^{-1}(y), \\ 0 & \text{otherwise,} \end{cases} \\ g(f_A)(y) &= \begin{cases} \bigwedge t_A(x) & \text{if } x \in g^{-1}(y), \\ 0 & \text{otherwise,} \end{cases} \end{aligned}$$

And the preimage of a neutrosophic set  $B$  is a neutrosophic set of  $X_1$  and it is defined as follows:

$$\begin{aligned} g^{-1}(B)(x) &= (t_{g^{-1}(B)}(x), i_{g^{-1}(B)}(x), f_{g^{-1}(B)}(x)) \\ &= (t_B(g(x)), i_B(g(x)), f_B(g(x))) \\ &= B(g(x)), \forall x \in X_1. \end{aligned}$$

**Definition 2.9.** [4] Let  $A = \{ \langle x, t_A(x), i_A(x), f_A(x) \rangle, x \in X \}$  be a neutrosophic set on  $X$  and  $\alpha \in [0, 1]$ . Define the  $\alpha$ -level sets of  $A$  as follows:  $(t_A)_\alpha = \{x \in X \mid t_A(x) \geq \alpha\}$ ,  $(i_A)_\alpha = \{x \in X \mid i_A(x) \geq \alpha\}$ , and  $(f_A)_\alpha = \{x \in X \mid f_A(x) \leq \alpha\}$ .

### 3 Neutrosophic ideals

In what follows, let  $X$  be a subtraction algebra unless otherwise specified.

**Definition 3.1.** A neutrosophic set  $A$  of  $X$  is called a neutrosophic ideal of  $X$  if the following conditions are true:  $\forall x, y \in X$ ,

$$(SNI1) \quad \mathcal{N}_A(x - y) \geq \mathcal{N}_A(x) \text{ i.e., } t_A(x - y) \geq t_A(x), i_A(x - y) \geq i_A(x) \text{ and } f_A(x - y) \leq f_A(x);$$

$$(SNI2) \quad \exists x \vee y \Rightarrow \mathcal{N}_A(x \vee y) \geq \mathcal{N}_A(x) \wedge \mathcal{N}_A(y), \text{ i.e., } t_A(x \vee y) \geq t_A(x) \wedge t_A(y), i_A(x \vee y) \geq i_A(x) \wedge i_A(y) \text{ and } f_A(x \vee y) \leq f_A(x) \vee f_A(y) \text{ whenever there exists } x \vee y.$$

**Proposition 3.2.** If a neutrosophic set  $A$  of  $X$  satisfies

$$(\forall x, a, b \in X) \left( \mathcal{N}_A(x - ((x - a) - b)) \geq \mathcal{N}_A(a) \wedge \mathcal{N}_A(b) \right) \quad (3.1)$$

then  $A$  is a neutrosophic ideal of  $X$ .

*Proof.* Let  $A = \{ \langle x, t_A(x), i_A(x), f_A(x) \rangle, x \in X \}$  be a neutrosophic set of  $X$  that satisfies (3.1). By (SP2) and (SP3) we have  $(x - y) - (((x - y) - x) - x) = (x - y) - (0 - x) = (x - y) - 0 = x - y$ . From this we get

$$\begin{aligned} t_A(x - y) &= t_A((x - y) - (((x - y) - x) - x)) \geq t_A(x) \wedge t_A(x) = t_A(x), \\ i_A(x - y) &= i_A((x - y) - (((x - y) - x) - x)) \geq i_A(x) \wedge i_A(x) = i_A(x), \\ f_A(x - y) &= f_A((x - y) - (((x - y) - x) - x)) \leq f_A(x) \vee f_A(x) = f_A(x). \end{aligned}$$

Now suppose  $x \vee y$  exists for  $x, y \in X$ . If we take  $w = x \vee y$ , we have  $x \vee y = w - ((w - x) - y)$  by Proposition 2.4. It follows from (3.1) that

$$\begin{aligned} t_A(x \vee y) &= t_A(w - ((w - x) - y)) \geq t_A(x) \wedge t_A(y), \\ i_A(x \vee y) &= i_A(w - ((w - x) - y)) \geq i_A(x) \wedge i_A(y), \\ f_A(x \vee y) &= f_A(w - ((w - x) - y)) \leq f_A(x) \vee f_A(y). \end{aligned}$$

Hence  $A$  is a neutrosophic ideal of  $X$ . □

**Proposition 3.3.** For every neutrosophic ideal  $A$  of  $X$ , we have the following inequality:

$$(\forall x \in X) (\mathcal{N}_A(0) \geq \mathcal{N}_A(x)). \quad (3.2)$$

*Proof.* Let  $A = \{ \langle x, t_A(x), i_A(x), f_A(x) \rangle, x \in X \}$  be a neutrosophic ideal of  $X$ . Putting  $y = x$  in (SNI1), then

$$t_A(0) = t_A(x - x) \geq t_A(x), i_A(0) = i_A(x - x) \geq i_A(x), f_A(0) = f_A(x - x) \leq f_A(x).$$

Hence (3.2) is valid. □

**Proposition 3.4.** Let  $A$  be a neutrosophic set of  $X$  such that

$$(SNI3) \quad (\forall x \in X) \quad (\mathcal{N}_A(0) \geq \mathcal{N}_A(x)),$$

$$(SNI4) \quad (\forall x, y, z \in X) \quad (\mathcal{N}_A(x - z) \geq \mathcal{N}_A((x - y) - z) \wedge \mathcal{N}_A(y).)$$

Then we have the following implication:

$$(\forall a, x \in X)(x \leq a \Rightarrow \mathcal{N}_A(x) \geq \mathcal{N}_A(a)). \tag{3.3}$$

*Proof.* Let  $a, x \in X$  be such that  $x \leq a$ . Then

$$\begin{aligned} t_A(x) &= t_A(x - 0) \geq t_A((x - a) - 0) \wedge t_A(a) = t_A(0) \wedge t_A(a) = t_A(a), \\ i_A(x) &= i_A(x - 0) \geq i_A((x - a) - 0) \wedge i_A(a) = i_A(0) \wedge i_A(a) = i_A(a), \\ f_A(x) &= f_A(x - 0) \leq f_A((x - a) - 0) \vee f_A(a) = f_A(0) \vee f_A(a) = f_A(a). \end{aligned}$$

Hence  $\mathcal{N}_A(x) \geq \mathcal{N}_A(a)$ . □

**Theorem 3.5.** *If a neutrosophic set  $A$  in  $X$  satisfies (SNI3) and (SNI4), then  $A$  is a neutrosophic ideal of  $X$ .*

*Proof.* Let  $A$  be a neutrosophic in  $X$  satisfying (SNI3) and (SNI4), and let  $x, y \in X$ . Then  $x - y \leq x$  by (SP3). It follows from Proposition 3.4 that

$$\mathcal{N}_A(x - y) \geq \mathcal{N}_A(x),$$

i.e., (SNI1) is valid. Also, we have

$$\mathcal{N}_A(x \vee y) \geq \mathcal{N}_A(x)$$

whenever  $x \vee y$  exists in  $X$  by using Proposition 3.4 and so

$$\mathcal{N}_A(x \vee y) \geq \mathcal{N}_A(x) \wedge \mathcal{N}_A(y).$$

Thus (SNI2) is valid. Therefore  $\mathcal{N}_A$  is a neutrosophic ideal of  $X$ . □

**Proposition 3.6.** *A necessary and sufficient condition for a neutrosophic set  $A$  of  $X$  to be a neutrosophic ideal of  $X$  is that  $t_A, i_A$  and  $1 - f_A$  are fuzzy ideals of  $X$ .*

*Proof.* Assume that  $A = \{ \langle x, t_A(x), i_A(x), f_A(x) \rangle, x \in X \}$  is a neutrosophic ideal of  $X$ . For any  $x, y \in X$ , we have  $t_A(x - y) \geq t_A(x), i_A(x - y) \geq i_A(x)$  and  $f_A(x - y) \leq f_A(x)$ . Thus

$$(1 - f_A)(x - y) \geq (1 - f_A(x)).$$

Now suppose  $x \vee y$  exists for  $x, y \in X$ . We have  $t_A(x \vee y) \geq t_A(x) \wedge t_A(y), i_A(x \vee y) \geq i_A(x) \wedge i_A(y)$  and  $f_A(x \vee y) \leq f_A(x) \vee f_A(y)$ . Thus

$$(1 - f_A)(x \vee y) \geq (1 - f_A(x)) \wedge (1 - f_A(y)).$$

Hence  $t_A, i_A$  and  $1 - f_A$  are fuzzy ideal of  $X$ .

Conversely, assume that  $t_A, i_A$  and  $1 - f_A$  are fuzzy ideal of  $X$  and  $x, y \in R$ . Then  $t_A(x - y) \geq t_A(x), i_A(x - y) \geq i_A(x)$  and  $1 - f_A(x - y) \geq (1 - f_A(x))$ . Thus

$$f_A(x - y) = 1 - (1 - f_A(x - y)) \leq 1 - (1 - f_A(x)) = f_A(x).$$

It follows that  $\mathcal{N}_A(x - y) \geq \mathcal{N}_A(x) \wedge \mathcal{N}_A(y)$ . Suppose  $x \vee y$  exists for  $x, y \in X$ , we have  $t_A(x \vee y) \geq t_A(x) \wedge t_A(y)$ ,  $i_A(x \vee y) \geq i_A(x) \wedge i_A(y)$  and  $(1 - f_A)(x \vee y) \geq 1 - f_A(x) \wedge 1 - f_A(y)$ . Thus

$$f_A(x \vee y) \leq f_A(x) \vee f_A(y).$$

It follows that

$$\mathcal{N}_A(x \vee y) \geq \mathcal{N}_A(x) \wedge \mathcal{N}_A(y).$$

Hence  $A$  is a neutrosophic ideal of  $X$ . □

**Theorem 3.7.** *A is a neutrosophic ideal of  $X$  if and only if for all  $\alpha \in [0, 1]$ , the  $\alpha$ -level sets of  $A$ ,  $(t_A)_\alpha, (i_A)_\alpha$  and  $(f_A)^\alpha$  are ideals of  $X$ .*

*Proof.* Assume that  $A = \{ \langle x, t_A(x), i_A(x), f_A(x) \rangle, x \in X \}$  is a neutrosophic ideal of  $X$ . Let  $x \in X$ ,  $a \in (t_A)_\alpha$ ,  $a \in (i_A)_\alpha$  and  $a \in (f_A)^\alpha$ . Then  $t_A(a) \geq \alpha$ ,  $i_A(a) \geq \alpha$ , and  $f_A(a) \leq \alpha$ . By Definition 3.1(SNI1), we have

$$t_A(a - x) \geq t_A(a) \geq \alpha, i_A(a - x) \geq i_A(a) \geq \alpha, f_A(a - x) \leq f_A(a) \leq \alpha.$$

Hence  $a - x \in (t_A)_\alpha$ ,  $a - x \in (i_A)_\alpha$  and  $a - x \in (f_A)^\alpha$ . Let  $a, b \in (t_A)_\alpha$ ,  $a, b \in (i_A)_\alpha$  and  $a, b \in (f_A)^\alpha$  and assume that there exists  $a \vee b$ . Then  $t_A(a) \geq \alpha$  and  $t_A(b) \geq \alpha$ , which imply from Definition 3.1(SNI2) that

$$t_A(a \vee b) \geq t_A(a) \wedge t_A(b) \geq \alpha, i_A(a \vee b) \geq i_A(a) \wedge i_A(b) \geq \alpha, f_A(a \vee b) \leq f_A(a) \vee f_A(b) \leq \alpha.$$

and so that  $a \vee b \in (t_A)_\alpha$ ,  $a \vee b \in (i_A)_\alpha$  and  $a \vee b \in (f_A)^\alpha$ . Therefore  $(t_A)_\alpha, (i_A)_\alpha$  and  $(f_A)^\alpha$  are ideals of  $X$ . Conversely, assume that  $t_A(x - y) < t_A(x)$  for some  $x, y \in X$ . Then

$$t_A(x - y) < \alpha < t_A(x)$$

for some  $\alpha \in (0, 1]$ . This implies that  $x \in (t_A)_\alpha$  but  $x - y \notin (t_A)_\alpha$ . This is contradiction. Therefore  $t_A(x - y) \geq t_A(x)$  for all  $x, y \in X$ . Similarly  $i_A(x - y) \geq i_A(x)$ . If  $f_A(x - y) > f_A(x)$  for all  $x, y \in X$ . Then

$$t_A(x - y) > \alpha > f_A(x)$$

for some  $\alpha \in (0, 1]$ . This implies that  $x \in (f_A)^\alpha$  but  $x - y \notin (f_A)^\alpha$ . This is contradiction. Therefore  $f_A(x - y) \leq f_A(x)$  for all  $x, y \in X$ . Suppose that  $x \vee y$  exists such that  $t_A(x \vee y) < t_A(x) \wedge t_A(y)$  for some  $x, y \in X$ , Then

$$t_A(x \vee y) < \alpha < t_A(x) \wedge t_A(y)$$

for some  $\alpha \in (0, 1]$ . It follows that  $x, y \in (t_A)_\alpha$  and  $x \vee y \notin (t_A)_\alpha$ . This is contradiction. Therefore  $t_A(x \vee y) \geq t_A(x) \wedge t_A(y)$  for all  $x, y \in X$ . Similarly  $i_A(x \vee y) \geq i_A(x) \wedge i_A(y)$ . If  $x \vee y$  exists such that  $f_A(x \vee y) > f_A(x) \wedge f_A(y)$  for some  $x, y \in X$ , Then

$$f_A(x \vee y) > \alpha > f_A(x) \vee f_A(y)$$

for some  $\alpha \in (0, 1]$ . It follows that  $x, y \in (f_A)^\alpha$  and  $x \vee y \notin (f_A)^\alpha$ . This is contradiction. Therefore  $f_A(x \vee y) \leq f_A(x) \vee f_A(y)$  for all  $x, y \in X$ . Hence  $A$  is a neutrosophic ideal of  $X$ . □

**Theorem 3.8.** *Let  $A$  and  $B$  are neutrosophic ideals of  $X$ . Then  $A \cap B$  is a neutrosophic ideal of  $X$ .*

*Proof.* Suppose that  $A = \{ \langle x, t_A(x), i_A(x), f_A(x) \rangle, x \in X \}$  and  $B = \{ \langle x, t_B(x), i_B(x), f_B(x) \rangle, x \in X \}$  are neutrosophic ideals of  $X$  and let  $x, y \in X$ . By Definition 3.1, we have

$$\begin{aligned} t_{A \cap B}(x - y) &= t_A(x - y) \wedge t_B(x - y) \geq t_A(x) \wedge t_B(x) = t_{A \cap B}(x), \\ i_{A \cap B}(x - y) &= i_A(x - y) \wedge i_B(x - y) \geq i_A(x) \wedge i_B(x) = i_{A \cap B}(x), \\ f_{A \cap B}(x - y) &= f_A(x - y) \vee f_B(x - y) \leq f_A(x) \vee f_B(x) = f_{A \cap B}(x). \end{aligned}$$

Now suppose  $x \vee y$  exists for  $x, y \in X$ . By Definition 3.1, we have

$$\begin{aligned} t_{A \cap B}(x \vee y) &= t_A(x \vee y) \wedge t_B(x \vee y) \\ &\geq (t_A(x) \wedge t_A(y)) \wedge (t_B(x) \wedge t_B(y)) \\ &= (t_A(x) \wedge t_B(x)) \wedge (t_A(y) \wedge t_B(y)) \\ &= t_{A \cap B}(x) \wedge t_{A \cap B}(y). \end{aligned}$$

Similarily we get  $i_{A \cap B}(x \vee y) \geq i_{A \cap B}(x) \wedge i_{A \cap B}(y)$ . Also we obtain

$$\begin{aligned} f_{A \cap B}(x \vee y) &= f_A(x \vee y) \vee f_B(x \vee y) \\ &\leq (f_A(x) \vee f_A(y)) \vee (f_B(x) \vee f_B(y)) \\ &= (f_A(x) \vee f_B(x)) \vee (f_A(y) \vee f_B(y)) \\ &= f_{A \cap B}(x) \vee f_{A \cap B}(y). \end{aligned}$$

Hence  $A$  is a neutrosophic ideal of  $X$ . □

**Theorem 3.9.** *Let  $A$  be a neutrosophic ideal of  $X$ . Then the set*

$$K := \{ x \in X \mid \mathcal{N}_A(x) = \mathcal{N}_A(0) \}$$

*is an ideal of  $X$ .*

*Proof.* Let  $A$  be a neutrosophic ideal of  $X$  and  $a \in K$ . Then  $\mathcal{N}_A(a) = \mathcal{N}_A(0)$ . By (SNI1), we have

$$\mathcal{N}_A(a - x) \geq \mathcal{N}_A(a) = \mathcal{N}_A(0)$$

for  $x \in X$ . It follows from (3.2) that  $\mathcal{N}_A(a - x) = \mathcal{N}_A(0)$  so that  $a - x \in K$ . Let  $a, b \in K$  and assume that there exists  $a \vee b$ . By means of (SNI2), we know that

$$\mathcal{N}_A(a \vee b) \geq \min\{ \mathcal{N}_A(a), \mathcal{N}_A(b) \} = \mathcal{N}_A(0).$$

Thus  $\mathcal{N}_A(a \vee b) = \mathcal{N}_A(0)$  by (3.2), and so  $a \vee b \in K$ . Therefore  $K$  is an ideal of  $X$ . □

**Theorem 3.10.** *Let  $g : X_1 \rightarrow X_2$  be a homomorphism. Then the image  $f(A)$  of a neutrosophic ideal  $A$  of  $X_1$  is a neutrosophic ideal of  $X_2$ .*

*Proof.* For any  $y_1, y_2 \in f(X_1)$ , Consider the set

$$S = \{ a_1 - a_2 \mid a_1 \in g^{-1}(y_1), a_2 \in g^{-1}(y_2) \}.$$

If  $x \in S$  then  $x = x_1 - x_2$  for  $x_1 \in g^{-1}(y_1)$  and  $x_2 \in g^{-1}(y_2)$  and so

$$f(x) = f(x_1 - x_2) = f(x_1) - f(x_2) = y_1 - y_2,$$

that is,  $x = x_1 - x_2 \in f^{-1}(y_1 - y_2)$ . It follows that

$$\begin{aligned} g(t_A)(y_1 - y_2) &= \bigvee_{x \in f^{-1}(y_1 - y_2)} t_A(x) \geq t_A(x_1 - x_2) \geq t_A(x_1) \\ g(i_A)(y_1 - y_2) &= \bigvee_{x \in f^{-1}(y_1 - y_2)} i_A(x) \geq i_A(x_1 - x_2) \geq i_A(x_1) \\ g(f_A)(y_1 - y_2) &= \bigwedge_{x \in f^{-1}(y_1 - y_2)} f_A(x) \leq f_A(x_1 - x_2) \leq f_A(x_1). \end{aligned}$$

Then

$$\begin{aligned} g(A)(y_1 - y_2) &= (g(t_A)(y_1 - y_2), g(i_A)(y_1 - y_2), g(f_A)(y_1 - y_2)) \\ &= \left( \bigvee_{x \in f^{-1}(y_1 - y_2)} t_A(x), \bigvee_{x \in f^{-1}(y_1 - y_2)} i_A(x), \bigwedge_{x \in f^{-1}(y_1 - y_2)} f_A(x) \right) \\ &\geq (t_A(x_1 - x_2), i_A(x_1 - x_2), f_A(x_1 - x_2)) \\ &\geq (t_A(x_1), i_A(x_1), f_A(x_1)). \end{aligned}$$

Consequently,

$$\begin{aligned} g(A)(y_1 - y_2) &\geq \left( \bigvee_{x_1 \in f^{-1}(y_1)} t_A(x_1), \bigvee_{x_1 \in f^{-1}(y_1)} i_A(x_1), \bigwedge_{x_1 \in f^{-1}(y_1 - y_2)} f_A(x_1) \right) \\ &= (g(t_A)(y_1), g(i_A)(y_1), g(f_A)(y_1)) \\ &= g(A)(y_1). \end{aligned}$$

If  $y_1 \vee y_2$  exist for any  $y_1, y_2 \in f(X_1)$ . We first consider the set

$$T = \{a_1 \vee a_2 \mid a_1 \in g^{-1}(y_1), a_2 \in g^{-1}(y_2)\}.$$

If  $x \in T$  then  $x = x_1 \vee x_2$  for  $x_1 \in g^{-1}(y_1)$  and  $x_2 \in g^{-1}(y_2)$  and so

$$f(x) = f(x_1 \vee x_2) = f(x_1) \vee f(x_2) = y_1 \vee y_2,$$

that is,  $x = x_1 \vee x_2 \in f^{-1}(y_1 \vee y_2)$ . It follows that

$$\begin{aligned} g(t_A)(y_1 \vee y_2) &= \bigvee_{x \in f^{-1}(y_1 \vee y_2)} t_A(x) \geq t_A(x_1 \vee x_2), \\ g(i_A)(y_1 \vee y_2) &= \bigvee_{x \in f^{-1}(y_1 \vee y_2)} i_A(x) \geq i_A(x_1 \vee x_2), \\ g(f_A)(y_1 \vee y_2) &= \bigwedge_{x \in f^{-1}(y_1 \vee y_2)} f_A(x) \leq f_A(x_1 \vee x_2). \end{aligned}$$



Then

$$\begin{aligned}
 g(A)(y_1 \vee y_2) &= (g(t_A)(y_1 \vee y_2), g(i_A)(y_1 \vee y_2), g(f_A)(y_1 \vee y_2)) \\
 &= \left( \bigvee_{x \in f^{-1}(y_1 \vee y_2)} t_A(x), \bigvee_{x \in f^{-1}(y_1 \vee y_2)} i_A(x), \bigwedge_{x \in f^{-1}(y_1 \vee y_2)} f_A(x) \right) \\
 &\geq (t_A(x_1 \vee x_2), i_A(x_1 \vee x_2), f_A(x_1 \vee x_2)) \\
 &\geq (t_A(x_1) \wedge t_A(x_2), i_A(x_1) \wedge i_A(x_2), f_A(x_1) \vee f_A(x_2)) \\
 &= (t_A(x_1), i_A(x_1), f_A(x_1)) \wedge (t_A(x_2), i_A(x_2), f_A(x_2)).
 \end{aligned}$$

Consequently,

$$\begin{aligned}
 g(A)(y_1 - y_2) &\geq \left( \bigvee_{x_1 \in f^{-1}(y_1)} t_A(x_1), \bigvee_{x_1 \in f^{-1}(y_1)} i_A(x_1), \bigwedge_{x_1 \in f^{-1}(y_1)} f_A(x_1) \right) \\
 &\wedge \left( \bigvee_{x_2 \in f^{-1}(y_2)} t_A(x_2), \bigvee_{x_2 \in f^{-1}(y_2)} i_A(x_2), \bigwedge_{x_2 \in f^{-1}(y_2)} f_A(x_2) \right) \\
 &= (g(t_A)(y_1), g(i_A)(y_1), g(f_A)(y_1)) \wedge (g(t_A)(y_2), g(i_A)(y_2), g(f_A)(y_2)) \\
 &= g(A)(y_1) \wedge g(A)(y_2).
 \end{aligned}$$

Hence  $g(A)$  is a neutrosophic ideal of  $f(X_1)$ . □

**Theorem 3.11.** *Let  $g : X_1 \rightarrow X_2$  be a homomorphism. Then the preimage  $f^{-1}(B)$  of a neutrosophic ideal  $B$  of  $X_2$  is a neutrosophic ideal of  $X_1$ .*

*Proof.* Let  $B = \{ \langle x, t_B(x), i_B(x), f_B(x) \rangle, x \in X_2 \}$  be a neutrosophic ideal of  $X_2$  and  $x, y \in X_1$ . Then

$$\begin{aligned}
 g^{-1}(B)(x - y) &= (t_B(g(x - y)), i_B(g(x - y)), f_B(g(x - y))) \\
 &= (t_B(g(x) - g(y)), i_B(g(x) - g(y)), f_B(g(x) - g(y))) \\
 &\geq (t_B(g(x)), i_B(g(x)), f_B(g(x))) \\
 &= g^{-1}(B)(x).
 \end{aligned}$$

Now suppose  $x \vee y$  exists for  $x, y \in X_1$ . Then

$$\begin{aligned}
 g^{-1}(B)(x \vee y) &= (t_B(g(x \vee y)), i_B(g(x \vee y)), f_B(g(x \vee y))) \\
 &= (t_B(g(x) \vee g(y)), i_B(g(x) \vee g(y)), f_B(g(x) \vee g(y))) \\
 &\geq (t_B(g(x)) \wedge t_B(g(y)), i_B(g(x) \wedge i_B(g(y)), f_B(g(x) \vee f_B(g(y)))) \\
 &= (t_B(g(x)), i_B(g(x)), f_B(g(x)) \wedge (t_B(g(y)), i_B(g(y)), f_B(g(y))) \\
 &= g^{-1}(B)(x) \wedge g^{-1}(B)(y)
 \end{aligned}$$

Hence  $g^{-1}(B)$ , is a neutrosophic ideal of  $X_1$ . □

## 4 conclusions

F.Smarandache introduced the concept of neutrosophic sets, which can be seen as a new mathematical tool for dealing with uncertainty. In this paper, we apply the notion of neutrosophic sets in subtraction algebras.

Also, we introduce the notion of neutrosophic ideal and give some conditions for a neutrosophic set to be a neutrosophic ideal in subtraction algebras. Finally, we showed that neutrosophic image and neutrosophic inverse image of neutrosophic ideal are both neutrosophic ideal under certain conditions. Based on these results, we could apply neutrosophic sets to other types of ideals in subtraction algebra. Also, we believe that such a result applied for other algebraic structure.

## References

- [1] J. C. Abbott, *Sets, Lattices and Boolean Algebras*, Allyn and Bacon, Boston 1969.
- [2] I. Arockiarani, I.R. Sumathi, and J. Martina Jency, Fuzzy neutrosophic soft topological spaces, *International Journal of Mathematical Archive*, 6(10) (2013), p225-238
- [3] R.A. Borzooei, H. Farahani, and M. Moniri, Neutrosophic deductive filters on BL-algebras, *Journal of Intelligent and Fuzzy Systems*, 26(6)(2014), p2993-3004
- [4] V. Çetkin, and H. Aygün, An approach to neutrosophic subgroup and its fundamental properties, *Journal of Intelligent and Fuzzy Systems*, 29(2015), p1941-1947
- [5] M. Shabir, M. Ali, M. Naz and F. Smarandache, Soft neutrosophic group, *Neutrosophic Sets and Systems*, 1(2013), p13-25
- [6] Y. B. Jun and K. H. Kim, Prime and irreducible ideals in subtraction algebras, *Int. Math. Forum* 3(10) (2008) 457462.
- [7] Y. B. Jun and C. H. Park, Vague ideal of subtraction algebras, *International Mathematical Forum*, 2(59)(2007), p2919 - 2926
- [8] Y. B. Jun and H. S. Kim, On ideals in subtraction algebras, *Sci. Math. Jpn.*, 65 (2007), no. 1, 129–134, e2006, 1081–1086.
- [9] Y. B. Jun, H. S. Kim and E. H. Roh, Ideal theory of subtraction algebras, *Sci. Math. Jpn.* 61(3)(2005), p459–464
- [10] M. S. Kang, Answer to Lee and Park's questions, *Communications of the Korean Mathematical Society*. 27(1)(2012), p1–6
- [11] K. J. Lee and C. H. Park, Some questions on fuzzifications of ideals in subtraction algebras, *Commun. Korean Math. Soc.* 22(3) (2007), 359363.
- [12] C. H. Park, Double-framed soft deductive system of subtraction algebras, *International Journal of Fuzzy Logic and Intelligent Systems*, 18(3)(2018), p214219
- [13] D. R. Prince Williams Arsham Borumand Saeid, Fuzzy soft ideals in subtraction algebras *Neural Computing and Applications*, 21(1)(2012), pp 159169
- [14] E. H. Roh, K. H. Kim and J. G. Lee, On prime and semiprime ideals in subtraction semigroups, *Sci. Math. Jpn.* 61(2) (2005) 259266
- [15] A. A. Salama and S. A. Al-Blawi, Neutrosophic set and neutrosophic topological spaces, *IOSR Journal of Math.* 3(4)(2012), p31-35
- [16] B. M. Schein, Difference Semigroups, *Comm. in Algebra*, 20 (1992), p2153–2169.
- [17] F. Smarandache, *Neutrosophy, Neutrosophic Probability, Set and Logic*, Rehoboth American Research Press (1998) <http://fs.gallup.unm.edu/eBook-neutrosophics6.pdf> (last edition online)
- [18] H. Wang, F. Smarandache, Y. Zhang, and R. Sunderraman, Single valued neutrosophic sets, *Multispace and Multistructure* 4(2010) p 410-413
- [19] X. Zhang, Y. Ma and F. Smarandache, Neutrosophic Regular Filters and Fuzzy Regular Filters in Pseudo-BCI Algebras, *Neutrosophic Sets and Systems*, 17(2017), p10-15

Received: January 1, 2019.

Accepted: February 28, 2019.



# Energy and Spectrum Analysis of Interval Valued Neutrosophic Graph using MATLAB

Said Broumi<sup>1</sup>, Mohamed Talea<sup>2</sup>, Assia Bakali<sup>3</sup>, Prem Kumar Singh<sup>4</sup>, Florentin Smarandache<sup>5</sup>

<sup>1,2</sup>Laboratory of Information Processing, University Hassan II, Casablanca, Morocco.

E-mail: broumisaid78@gmail.com, taleamohamed@yahoo.fr

<sup>3</sup>Ecole Royale Navale-Boulevard Sour Jdid, B.P 16303 Casablanca, Morocco. E-mail: assiabakali@yahoo.fr

<sup>4</sup>Amity Institute of Information Technology and Engineering, Amity University, Noida 201313-Uttar Pradesh-India.

E-mail: premsingh.csjm@gmail.com

<sup>5</sup>Departement of Mathematics, University of New Mexico, 705 Gurley Avenue, Gallup, NM 87301, USA. E-mail: fsmarandache@gmail.com

**Abstract.** In recent time graphical analytics of uncertainty and indeterminacy has become major concern for data analytics researchers. In this direction, the mathematical algebra of neutrosophic graph is extended to interval-valued neutrosophic graph. However, building the interval-valued neutrosophic graphs, its spectrum and energy computation is addressed as another issues by research community of neutrosophic environment. To resolve this issue the current paper proposed some related mathematical notations to compute the spectrum and energy of interval-valued neutrosophic graph using the MATLAB.

**Keywords:** Interval valued neutrosophic graphs. Adjacency matrix. Spectrum of IVNG. Energy of IVNG. Complete-IVNG.

## 1 Introduction

The handling uncertainty in the given data set is considered as one of the major issues for the research communities. To deal with this issue the mathematical algebra of neutrosophic set is introduced [1]. The calculus of neutrosophic sets (NSs) [1, 2] given a way to represent the uncertainty based on acceptance, rejection and uncertain part, independently. It is nothing but just an extension of fuzzy set [3], intuitionistic fuzzy set [4-6], and interval valued fuzzy sets [7] beyond the unipolar fuzzy space. It characterizes the uncertainty based on a truth-membership function (T), an indeterminate-membership function (I) and a falsity-membership function (F) independently of a defined neutrosophic set via real a standard or non-standard unit interval  $[0, 1]^+$ . One of the best suitable example is for the neutrosophic logic is win/loss and draw of a match, opinion of people towards an event is based on its acceptance, rejection and uncertain values. These properties of neutrosophic set differentiate it from any of the available approaches in fuzzy set theory while measuring the indeterminacy. Due to which mathematics of single valued neutrosophic sets (abbr. SVNS) [8] as well as interval valued neutrosophic sets (abbr. IVNS) [9-10] is introduced for precise analysis of indeterminacy in the given interval. The IVNS represents the acceptance, rejection and uncertain membership functions in the unit interval  $[0, 1]$  which helped a lot for knowledge processing tasks using different classifier [11], similarity method [12-14] as well as multi-decision making process [15-17] at user defined weighted method [18-24]. In this process a problem is addressed while drawing the interval-valued neutrosophic graph, its spectrum and energy analysis. To achieve this goal, the current paper tried to focus on introducing these related properties and its analysis using MATLAB.

## 2 Literature Review

There are several applications of graph theory which is a mathematical tool provides a way to visualize the given data sets for its precise analysis. It is utilized for solving several mathematical problems. In this process, a problem is addressed while representing the uncertainty and vagueness exists in any given attributes (i.e. vertices) and their corresponding relationship i.e edges. To deal with this problem, the properties of fuzzy graph [25-26] theory is extended to intuitionistic fuzzy graph [28-30], interval valued fuzzy graphs [31] is studied with applications [32-33]. In this case a problem is addressed while measuring with indeterminacy and its situation. Hence, the neutrosophic graphs and its properties is introduced by Smarandache [34-37] to characterizes them using their truth, falsity, and indeterminacy membership-values (T, I, F) with its applications [38-40]. Broumi et al. [41] introduced neutrosophic graph theory considering (T, I, F) for vertices and edges in the graph specially termed as "Single valued neutrosophic graph theory (abbr. SVNG)" with its other properties [42-44]. Afterwards several researchers studied the neutrosophic graphs and its applications [65, 68]. Broumi et al. [50] utilized the

SVNGs to find the shortest path in the given network subsequently other researchers used it in different fields [51-53, 59-60, 65]. To measure the partial ignorance, Broumi et al. [45] introduced interval valued-neutrosophic graphs and its related operations [46-48] with its application in decision making process in various extensions [49, 54, 57, 61, 62, 64, 73-84].

Some other researchers introduced antipodal single valued neutrosophic graphs [63, 65], single valued neutrosophic digraph [68] for solving multi-criteria decision making. Naz et al. [69] discussed the concept of energy and laplacian energy of SVNGs. This given a major thrust to introduce it into interval-valued neutrosophic graph and its matrix. The matrix is a very useful tool in representing the graphs to computers, matrix representation of SVNG, some researchers study adjacency matrix and incident matrix of SVNG. Varol et al. [70] introduced single valued neutrosophic matrix as a generalization of fuzzy matrix, intuitionistic fuzzy matrix and investigated some of its algebraic operations including subtraction, addition, product, transposition. Uma et al. [66] proposed a determinant theory for fuzzy neutrosophic soft matrices. Hamidiand Saeid [72] proposed the concept of accessible single-valued neutrosophic graphs.

It is observed that, few literature have shown the study on energy of IVNG. Hence this paper, introduces some basic concept related to the interval valued neutrosophic graphs are developed with an interesting properties and its illustration for its various applications in several research field.

### 3 Preliminaries

This section consists some of the elementary concepts related to the neutrosophic sets, single valued neutrosophic sets, interval-valued neutrosophic sets, single valued neutrosophic graphs and adjacency matrix for establishing the new mathematical properties of interval-valued neutrosophic graphs. Readers can refer to following references for more detail about basics of these sets and their mathematical representations [1, 8, 41].

**Definition 3.1:[1]** Suppose  $\xi$  be a nonempty set. A neutrosophic set (abbr.NS)  $N$  in  $\xi$  is an object taking the form  $N_{NS} = \{ \langle x: T_N(k), I_N(k), F_N(k) \rangle, k \in \xi \}$  (1)

Where  $T_N(k): \xi \rightarrow ]0, 1^+[$ ,  $I_N(k): \xi \rightarrow ]^-0, 1^+]$ ,  $F_N(k): \xi \rightarrow ]^-0, 1^+[$  are known as truth-membership function, indeterminate –membership function and false-membership function, respectively. The neutrosophic sets is subject to the following condition:

$$^-0 \leq T_N(k) + I_N(k) + F_N(k) \leq 3^+ \quad (2)$$

**Definition 3.2:[8]** Suppose  $\xi$  be a nonempty set. A single valued neutrosophic sets  $N$  (abbr. SVN) in  $\xi$  is an object taking the form:

$$N_{SVNS} = \{ \langle k: T_N(k), I_N(k), F_N(k) \rangle, k \in \xi \} \quad (3)$$

where  $T_N(k), I_N(k), F_N(k) \in [0, 1]$  are mappings.  $T_N(k)$  denote the truth-membership function of an element  $x \in \xi$ ,  $I_N(k)$  denote the indeterminate –membership function of an element  $k \in \xi$ .  $F_N(k)$  denote the false–membership function of an element  $k \in \xi$ . The SVN is subject to condition

$$0 \leq T_N(k) + I_N(k) + F_N(k) \leq 3 \quad (4)$$

**Example 3.3:** Let us consider following example to understand the indeterminacy and neutrosophic logic:

In a given mobile phone suppose 100 calls came at end of the day.

1. 60 calls were received truly among them 50 numbers are saved and 10 were unsaved in mobile. In this case these 60 calls will be considered as truth membership i.e. 0.6.

2. 30 calls were not-received by mobile holder. Among them 20 calls which are saved in mobile contacts were not received due to driving, meeting, or phone left in home, car or bag and 10 were not received due to uncertain numbers. In this case all 30 not received numbers by any cause (i.e. driving, meeting or phone left at home) will be considered as Indeterminacy membership i.e. 0.3.

3. 10 calls were those number which was rejected calls intentionally by mobile holder due to behavior of those saved numbers, not useful calls, marketing numbers or other cases for that he/she do not want to pick or may be blocked numbers. In all cases these calls can be considered as false i.e. 0.1 membership value.

The above situation can be represented as (0.6, 0.3, 0.1) as neutrosophic set.

**Definition 3.4: [10]** Suppose  $\xi$  be a nonempty set. An interval valued neutrosophic sets  $N$  (abbr.IVNs) in  $\xi$  is an object taking the form:

$$N_{IVNs} = \{ \langle k: \tilde{T}_N(k), \tilde{I}_N(k), \tilde{F}_N(k) \rangle, k \in \xi \} \quad (5)$$

Where  $\tilde{T}_N(k), \tilde{I}_N(k), \tilde{F}_N(k) \subseteq \text{int}[0,1]$  are mappings.  $\tilde{T}_N(k) = [T_N^L(k), T_N^U(k)]$  denote the interval truth-membership function of an element  $k \in \xi$ .  $\tilde{I}_N(k) = [I_N^L(k), I_N^U(k)]$  denote the interval indeterminate-membership function of an element  $k \in \xi$ .  $\tilde{F}_N(k) = [F_N^L(k), F_N^U(k)]$  denote the false-membership function of an element  $k \in \xi$ .

**Definition 3.4: [10]** For every two interval valued-neutrosophic sets  $A$  and  $B$  in  $\xi$ , we define

$$(N \cup M)(k) = ([T_C^L(k), T_C^U(k)], [I_C^L(k), I_C^U(k)], [F_C^L(k), F_C^U(k)]) \text{ for all } k \in \xi \quad (6)$$

Where

$$T_C^L(k) = T_N^L(k) \vee T_M^L(k), \quad T_C^U(k) = T_N^U(k) \vee T_M^U(k)$$

$$I_C^L(k) = I_N^L(k) \wedge I_M^L(k), \quad I_C^U(k) = I_N^U(k) \wedge I_M^U(k)$$

$$F_C^L(k) = F_N^L(k) \wedge F_M^L(k), \quad F_C^U(k) = F_N^U(k) \wedge F_M^U(k)$$

**Definition 3.5: [41]** A pair  $G=(V,E)$  is known as single valued neutrosophic graph (abbr.SVNG) if the following holds:

- $V = \{k_i: i=1, \dots, n\}$  such as  $T_1: V \rightarrow [0,1]$  is the truth-membership degree,  $I_1: V \rightarrow [0,1]$  is the indeterminate – membership degree and  $F_1: V \rightarrow [0,1]$  is the false membership degree of  $k_i \in V$  subject to condition

$$0 \leq T_1(k_i) + I_1(k_i) + F_1(k_i) \leq 3 \quad (7)$$

- $E = \{(k_i, k_j): (k_i, k_j) \in V \times V\}$  such as  $T_2: V \times V \rightarrow [0,1]$  is the truth-membership degree,  $I_2: V \times V \rightarrow [0,1]$  is the indeterminate – membership degree and  $F_2: V \times V \rightarrow [0,1]$  is the false-membership degree of  $(k_i, k_j) \in E$  defined as

$$T_2(k_i, k_j) \leq T_1(k_i) \wedge T_1(k_j) \quad (8)$$

$$I_2(k_i, k_j) \geq I_1(k_i) \vee I_1(k_j) \quad (9)$$

$$F_2(k_i, k_j) \geq F_1(k_i) \vee F_1(k_j) \quad (10)$$

Subject to condition  $0 \leq T_2(k_i, k_j) + I_2(k_i, k_j) + F_2(k_i, k_j) \leq 3 \quad \forall (k_i, k_j) \in E. \quad (11)$

The Fig. 1 shows an illustration of SVNG.

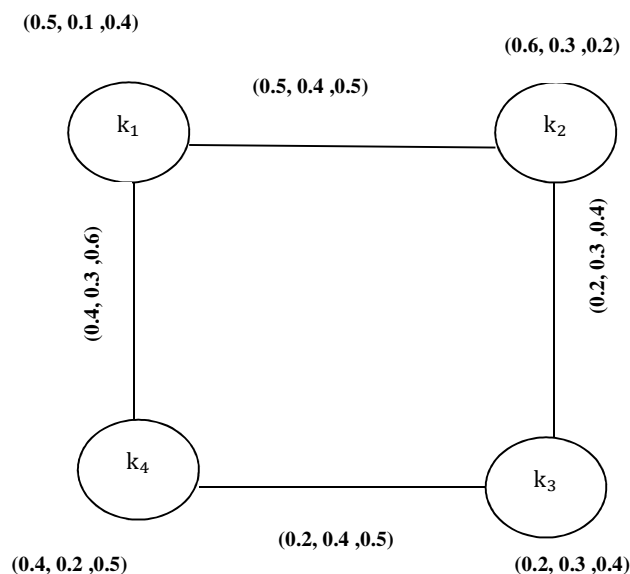


Fig. 1. An illustration of single valued neutrosophic graph

**Definition 3.6[41].** A single valued neutrosophic graph  $G=(N, M)$  of  $G^*=(V, E)$  is termed strong single valued neutrosophic graph if the following holds:

$$T_M(k_i k_j) = T_N(k_i) \wedge T_N(k_j) \tag{12}$$

$$I_M(k_i k_j) = I_N(k_i) \vee I_N(k_j) \tag{13}$$

$$F_M(k_i k_j) = F_N(k_i) \vee F_N(k_j) \tag{14}$$

$$\forall (k_i, k_j) \in E.$$

Where the operator  $\wedge$  denote minimum and the operator  $\vee$  denote the maximum

**Definition 3.8[41].** A single valued neutrosophic graph  $G=(N, M)$  of  $G^*=(V, E)$  is termed complete single valued neutrosophic graph if the following holds:

$$T_M(k_i k_j) = T_N(k_i) \wedge T_N(k_j) \tag{15}$$

$$I_M(k_i k_j) = I_N(k_i) \vee I_N(k_j) \tag{16}$$

$$F_M(k_i k_j) = F_N(k_i) \vee F_N(k_j) \tag{17}$$

$$\forall k_i, k_j \in V.$$

**Definition 3.9:[70]** The Eigen value of a graph G are the Eigen values of its adjacency matrix.

**Definition 3.10:[70]** The spectrum of a graph is the set of all Eigen values of its adjacency matrix

$$\lambda_1 \geq \lambda_2 \dots \geq \lambda_n \tag{18}$$

**Definition 3.11:[70]**The energy of the graph G is defined as the sum of the absolute values of its eigenvalues and denoted it by E(G):

$$E(G) = \sum_{i=1}^n |\lambda_i| \tag{19}$$

#### 4. Some Basic Concepts of Interval Valued Neutrosophic Graphs

Throughout this paper, we abbreviate  $G^*=(V, E)$  as a crisp graph, and  $G=(N, M)$  an interval valued neutrosophic graph. In this section we have defined some basic concepts of interval valued neutrosophic graphs and discuss some of their properties.

**Definition 4.1:[45]** A pair  $G=(V,E)$  is called an interval valued neutrosophic graph (abbr.IVNG) if the following holds:

1.  $V = \{k_i : i=1, \dots, n\}$  such as  $T_1^L:V \rightarrow [0,1]$  is the lower truth-membership degree,  $T_1^U:V \rightarrow [0,1]$  is the upper truth-membership degree,  $I_1^L:V \rightarrow [0,1]$  is the lower indeterminate-membership degree,  $I_1^U:V \rightarrow [0,1]$  is the upper indeterminate-membership degree, and  $F_1^L:V \rightarrow [0,1]$  is the lower false-membership degree,  $F_1^U:V \rightarrow [0,1]$  is the upper false-membership degree, of  $v_i \in V$  subject to condition

$$0 \leq T_1^U(k_i) + I_1^U(k_i) + F_1^U(k_i) \leq 3 \tag{20}$$

2.  $E = \{(k_i, k_j) : (k_i, k_j) \in V \times V\}$  such as  $T_2^L:V \times V \rightarrow [0,1]$  is the lower truth-membership degree, as  $T_2^U:V \times V \rightarrow [0,1]$  is the upper truth-membership degree,  $I_2^L:V \times V \rightarrow [0,1]$  is the lower indeterminate-membership degree,  $I_2^U:V \times V \rightarrow [0,1]$  is the upper indeterminate-membership degree and  $F_2^L:V \times V \rightarrow [0,1]$  is the lower false-membership degree,  $F_2^U:V \times V \rightarrow [0,1]$  is the upper false-membership degree of  $(k_i, k_j) \in E$  defined as

$$T_2^L(k_i, k_j) \leq T_1^L(k_i) \wedge T_1^L(k_j), T_2^U(k_i, k_j) \leq T_1^U(k_i) \wedge T_1^U(k_j) \tag{21}$$

$$I_2^L(k_i, k_j) \geq I_1^L(k_i) \vee I_1^L(k_j), I_2^U(k_i, k_j) \geq I_1^U(k_i) \vee I_1^U(k_j) \tag{22}$$

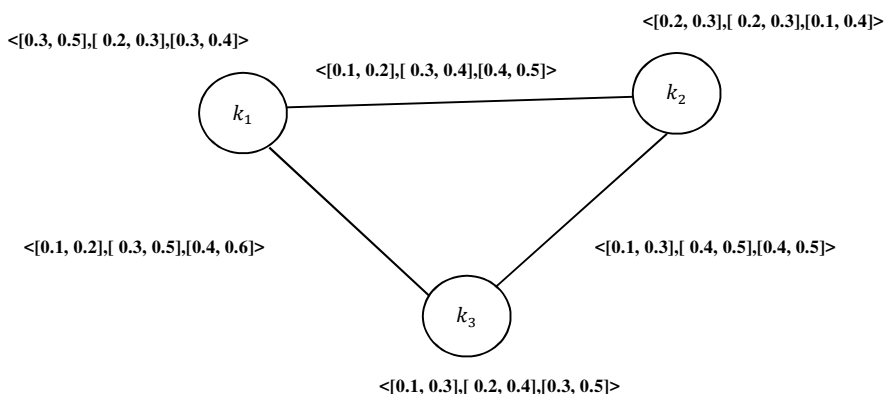
$$F_2^L(k_i, k_j) \geq F_1^L(k_i) \vee F_1^L(k_j), F_2^U(k_i, k_j) \geq F_1^U(k_i) \vee F_1^U(k_j) \tag{23}$$

Subject to condition  $0 \leq T_2^U(k_i k_j) + I_2^U(k_i k_j) + F_2^U(k_i k_j) \leq 3 \forall (k_i, k_j) \in E. \tag{24}$

**Example 4.2.** Consider a crisp graph  $G^*$  such that  $V = \{k_1, k_2, k_3\}$ ,  $E = \{k_1k_2, k_2k_3, k_3k_1\}$ . Suppose  $N$  be an interval valued neutrosophic subset of  $V$  and suppose  $M$  an interval valued neutrosophic subset of  $E$  denoted by:

	$k_1$	$k_2$	$k_3$
$T_N^L$	0.3	0.2	0.1
$T_N^U$	0.5	0.3	0.3
$I_N^L$	0.2	0.2	0.2
$I_N^U$	0.3	0.3	0.4
$F_N^L$	0.3	0.1	0.3
$F_N^U$	0.4	0.4	0.5

	$k_1k_2$	$k_2k_3$	$k_3k_1$
$T_M^L$	0.1	0.1	0.1
$T_M^U$	0.2	0.3	0.2
$I_M^L$	0.3	0.4	0.3
$I_M^U$	0.4	0.5	0.5
$F_M^L$	0.4	0.4	0.4
$F_M^U$	0.5	0.5	0.6



**Fig. 2.** Example of an interval valued neutrosophic graph

**Definition 4.3** A graph  $G=(N, M)$  is termed simple interval valued neutrosophic graph if it has neither self loops nor parallel edges in an interval valued neutrosophic graph.

**Definition 4.4** The degree  $d(k)$  of any vertex  $k$  of an interval valued neutrosophic graph  $G=(N, M)$  is defined as follow:

$$d(v) = [d_T^L(k), d_T^U(k)], [d_I^L(k), d_I^U(k)], [d_F^L(k), d_F^U(k)] \quad (25)$$

Where

- $d_T^L(k) = \sum_{k_i \neq k_j} T_M^L(k_i k_j)$  known as the degree of lower truth-membership vertex
- $d_T^U(k) = \sum_{k_i \neq k_j} T_M^U(k_i k_j)$  known as the degree of upper truth-membership vertex
- $d_I^L(k) = \sum_{k_i \neq k_j} I_M^L(k_i k_j)$  known as the degree of lower indeterminate-membership vertex
- $d_I^U(k) = \sum_{k_i \neq k_j} I_M^U(k_i k_j)$  known as the degree of upper indeterminate-membership vertex
- $d_F^L(k) = \sum_{k_i \neq k_j} F_M^L(k_i k_j)$  known as the degree of lower false-membership vertex
- $d_F^U(k) = \sum_{k_i \neq k_j} F_M^U(k_i k_j)$  known as the degree of upper false-membership vertex

**Example 4.5** Consider an IVNG  $G=(N, M)$  presented in Fig. 4 with vertices set  $V = \{k_i: i = 1, \dots, 4\}$  and edges set  $E = \{k_1k_4, k_4k_3, k_3k_2, k_2k_1\}$ .

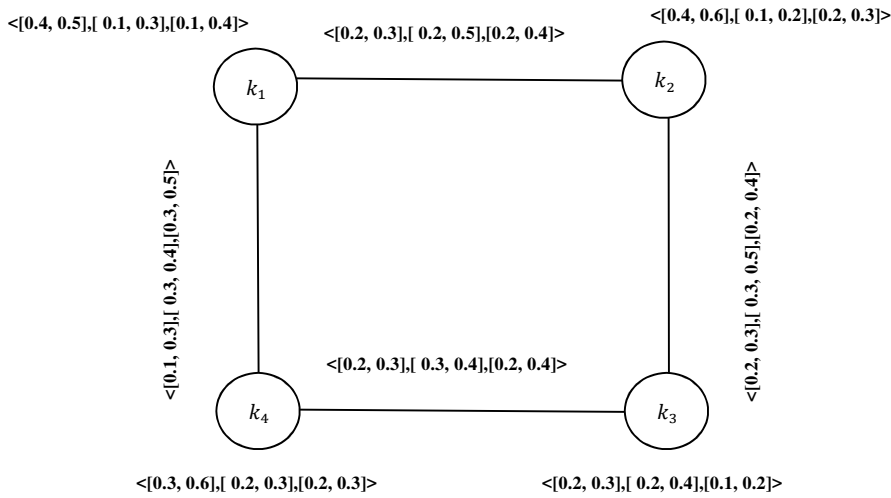


Fig. 4. Illustration of an interval valued neutrosophic graph

The degree of each vertex  $k_i$  is given as follows:

$$d(k_1) = ([0.3, 0.6], [0.5, 0.9], [0.5, 0.9]),$$

$$d(k_2) = ([0.4, 0.6], [0.5, 1.0], [0.4, 0.8]),$$

$$d(k_3) = ([0.4, 0.6], [0.6, 0.9], [0.4, 0.8]),$$

$$d(k_4) = ([0.3, 0.6], [0.6, 0.8], [0.5, 0.9]).$$

**Definition 4.6.** A graph  $G=(N, M)$  is termed regular interval valued neutrosophic graph if  $d(k)=r=( [r_{1L}, r_{1U}], [r_{2L}, r_{2U}], [r_{3L}, r_{3U}] )$ ,  $\forall k \in V$ .  
 (i.e.) if each vertex has same degree  $r$ , then  $G$  is said to be a regular interval valued neutrosophic graph of degree  $r$ .

**Definition 4.7.** A graph  $G=(N,M)$  is termed irregular interval valued neutrosophic graph if the degree of some vertices are different than other.

**Example 4.8** Let us Suppose,  $G$  is a regular interval-valued neutrosophic graph as portrayed in Fig. 5 having vertex set  $V=\{k_1, k_2, k_3, k_4\}$  and edge sets  $E=\{k_1k_2, k_2k_3, k_3k_4, k_4k_1\}$  as follows.

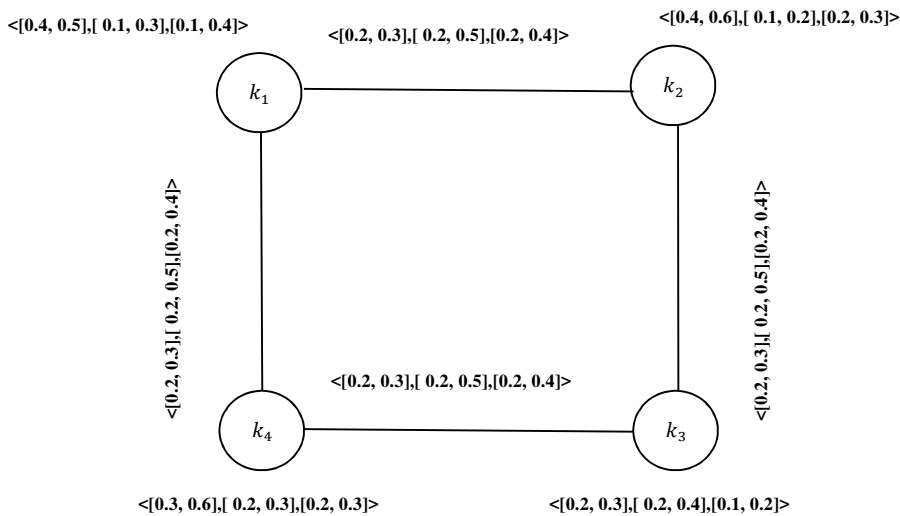


Fig.5 .Regular IVN-graph.



In the Fig. 5. All adjacent vertices  $k_1k_4$  ,  $k_4k_3$  ,  $k_3k_2$  ,  $k_2k_1$  have the same degree equal  $\langle [0.4,0.6],[0.4,1],[0.4,0.8] \rangle$ . Hence, the graph G is a regular interval valued neutrosophic graph.

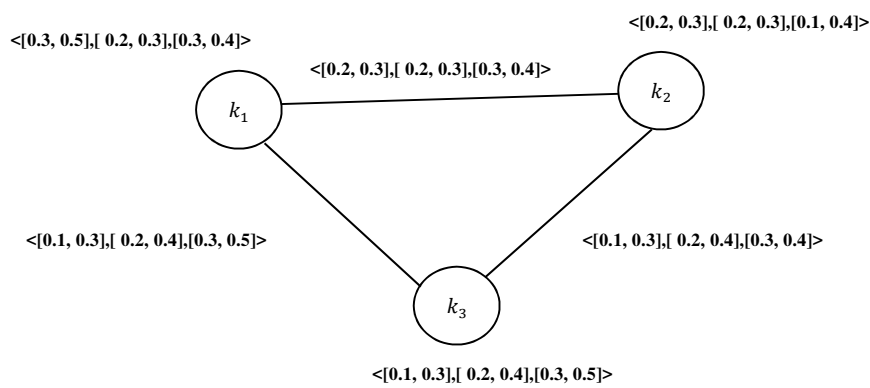
**Definition 4.9** A graph  $G=(N, M)$  on  $G^*$  is termed strong interval valued neutrosophic graph if the following holds:

$$\begin{aligned}
 T_M^L(k_i, k_j) &= T_N^L(k_i) \wedge T_N^L(k_j) \\
 T_M^U(k_i, k_j) &= T_N^U(k_i) \wedge T_N^U(k_j) \\
 I_M^L(k_i, k_j) &= I_N^L(k_i) \vee I_N^L(k_j) \\
 I_M^U(k_i, k_j) &= I_N^U(k_i) \vee I_N^U(k_j) \\
 F_M^L(k_i, k_j) &= F_N^L(k_i) \vee F_N^L(k_j) \\
 F_M^U(k_i, k_j) &= F_N^U(k_i) \vee F_N^U(k_j) \quad \forall (k_i, k_j) \in E
 \end{aligned}
 \tag{26}$$

**Example 4.10.** Consider the strong interval valued neutrosophic graph  $G=(N, M)$  in Fig. 6 with vertex set  $N = \{k_1, k_2, k_3, k_4\}$  and edge set  $M = \{k_1k_2, k_2k_3, k_3k_4, k_4k_1\}$  as follows:

	$k_1$	$k_2$	$k_3$
$T_N^L$	0.3	0.2	0.1
$T_N^U$	0.5	0.3	0.3
$I_N^L$	0.2	0.2	0.2
$I_N^U$	0.3	0.3	0.4
$F_N^L$	0.3	0.1	0.3
$F_N^U$	0.4	0.4	0.5

	$k_1k_2$	$k_2k_3$	$k_3k_1$
$T_M^L$	0.2	0.1	0.1
$T_M^U$	0.3	0.3	0.3
$I_M^L$	0.2	0.2	0.2
$I_M^U$	0.3	0.4	0.4
$F_M^L$	0.3	0.3	0.3
$F_M^U$	0.4	0.4	0.5



**Fig.6.**Illustration of strong IVNG

**Proposition 4.11** For every  $k_i, k_j \in V$ , we have

$$\begin{aligned}
 T_M^L(k_i, k_j) &= T_M^L(k_j, k_i) \text{ and} & T_M^U(k_i, k_j) &= T_M^U(k_j, k_i) \\
 I_M^L(k_i, k_j) &= I_M^L(k_j, k_i) \text{ and} & I_M^U(k_i, k_j) &= I_M^U(k_j, k_i) \\
 F_M^L(k_i, k_j) &= F_M^L(k_j, k_i) \text{ and} & F_M^U(k_i, k_j) &= F_M^U(k_j, k_i)
 \end{aligned}
 \tag{27}$$

**Proof. Suppose**  $G=(N, M)$  be an interval valued neutrosophic graph, suppose  $k_i$  is a neighbourhood of  $k_j$  in  $G$ .Then , we have

$$T_M^L(k_i, k_j) = \min [ T_N^L(k_i), T_N^L(k_j)] \quad \text{and} \quad T_M^U(k_i, k_j) = \min [ T_N^U(k_i), T_N^U(k_j)]$$

$$I_M^L(k_i, k_j) = \max [ I_N^L(k_i), I_N^L(k_j)] \quad \text{and} \quad I_M^U(k_i, k_j) = \max [ I_N^U(k_i), I_N^U(k_j)]$$

$$F_M^L(k_i, k_j) = \max [ F_N^L(k_i), F_N^L(k_j)] \quad \text{and} \quad F_M^U(k_i, k_j) = \max [ F_N^U(k_i), F_N^U(k_j)]$$

Similarly we have also for

$$T_M^L(k_j, k_i) = \min [ T_N^L(k_j), T_N^L(k_i)] \quad \text{and} \quad T_M^U(k_j, k_i) = \min [ T_N^U(k_j), T_N^U(k_i)]$$

$$I_M^L(k_j, k_i) = \max [ I_N^L(k_j), I_N^L(k_i)] \quad \text{and} \quad I_M^U(k_j, k_i) = \max [ I_N^U(k_j), I_N^U(k_i)]$$

$$F_M^L(k_j, k_i) = \max [ F_N^L(k_j), F_N^L(k_i)] \quad \text{and} \quad F_M^U(k_j, k_i) = \max [ F_N^U(k_j), F_N^U(k_i)]$$

Thus

$$T_M^L(k_i, k_j) = T_M^L(k_j, k_i) \text{ and } T_M^U(k_i, k_j) = T_M^U(k_j, k_i)$$

$$I_M^L(k_i, k_j) = I_M^L(k_j, k_i) \text{ and } I_M^U(k_i, k_j) = I_M^U(k_j, k_i)$$

$$F_M^L(k_i, k_j) = F_M^L(k_j, k_i) \text{ and } F_M^U(k_i, k_j) = F_M^U(k_j, k_i)$$

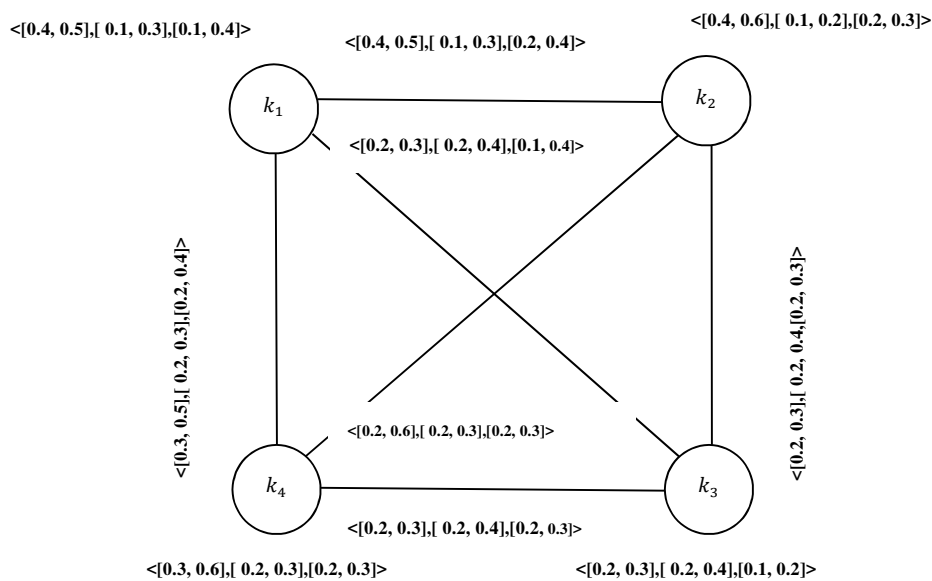
**Definition 4.12** The graph  $G=(N, M)$  is termed an interval valued neutrosophic graph if the following holds

$$T_M^L(k_i, k_j) = \min [ T_N^L(k_i), T_N^L(k_j)] \quad \text{and} \quad T_M^U(k_i, k_j) = \min [ T_N^U(k_i), T_N^U(k_j)]$$

$$I_M^L(k_i, k_j) = \max [ I_N^L(k_i), I_N^L(k_j)] \quad \text{and} \quad I_M^U(k_i, k_j) = \max [ I_N^U(k_i), I_N^U(k_j)]$$

$$F_M^L(k_i, k_j) = \max [ F_N^L(k_i), F_N^L(k_j)] \quad \text{and} \quad F_M^U(k_i, k_j) = \max [ F_N^U(k_i), F_N^U(k_j)] \quad \forall k_i, k_j \in V \quad (28)$$

**Example 4.13.** Consider the complete interval valued neutrosophic graph  $G=(N, M)$  portrayed in Fig. 7 with vertex set  $A =\{k_1, k_2, k_3, k_4\}$  and edge set  $E=\{k_1k_2, k_1k_3, k_2k_3, k_1k_4, k_3k_4, k_2k_4\}$  as follows



**Fig.7 .Illustration of complete IVN-graph**

In the following based on the extension of the adjacency matrix of SVNG [69], we defined the concept of adjacency matrix of IVNG as follow:

**Definition 4.14:**The adjacency matrix  $M(G)$  of IVNG  $G= (N, M)$  is defined as a square matrix  $M(G)=[a_{ij}]$ , with  $a_{ij}=\langle \tilde{T}_M(k_i, k_j), \tilde{I}_M^L(k_i, k_j), \tilde{F}_M^L(k_i, k_j) \rangle$ , where  
 $\tilde{T}_M(k_i, k_j) = [T_M^L(k_i, k_j), T_M^U(k_i, k_j)]$  denote the strength of relationship  
 $\tilde{I}_M(k_i, k_j) = [I_M^L(k_i, k_j), I_M^U(k_i, k_j)]$  denote the strength of undecided relationship  
 $\tilde{F}_M(k_i, k_j) = [F_M^L(k_i, k_j), F_M^U(k_i, k_j)]$  denote the strength of non-relationship between  $k_i$  and  $k_j$  (29)

The adjacency matrix of an IVNG can be expressed as sixth matrices, first matrix contain the entries as lower truth-membership values, second contain upper truth-membership values, third contain lower indeterminacy-membership values, fourth contain upper indeterminacy-membership, fifth contains lower non-membership values and the sixth contain the upper non-membership values, i.e.,

$$M(G) = \langle [T_M^L(k_i, k_j), T_M^U(k_i, k_j)], [I_M^L(k_i, k_j), I_M^U(k_i, k_j)], [F_M^L(k_i, k_j), F_M^U(k_i, k_j)] \rangle, \quad (30)$$

From the Fig. 1, the adjacency matrix of IVNG is defined as:

$$M_G = \left\langle \begin{matrix} 0 & & & & & \\ \langle [0.1, 0.2], [0.3, 0.4], [0.4, 0.5] \rangle & & & & & \\ & 0 & & & & \\ \langle [0.1, 0.2], [0.3, 0.5], [0.4, 0.6] \rangle & & & & & \\ & & \langle [0.1, 0.3], [0.4, 0.5], [0.4, 0.5] \rangle & & & \\ & & & 0 & & \end{matrix} \right\rangle$$

In the literature, there is no Matlab toolbox deals with neutrosophic matrix such as adjacency matrix and so on. Recently Broumi et al [58] developed a Matlab toolbox for computing operations on interval valued neutrosophic matrices. So, we can inputted the adjacency matrix of IVNG in the workspace Matlab as portrayed in Fig. 8.

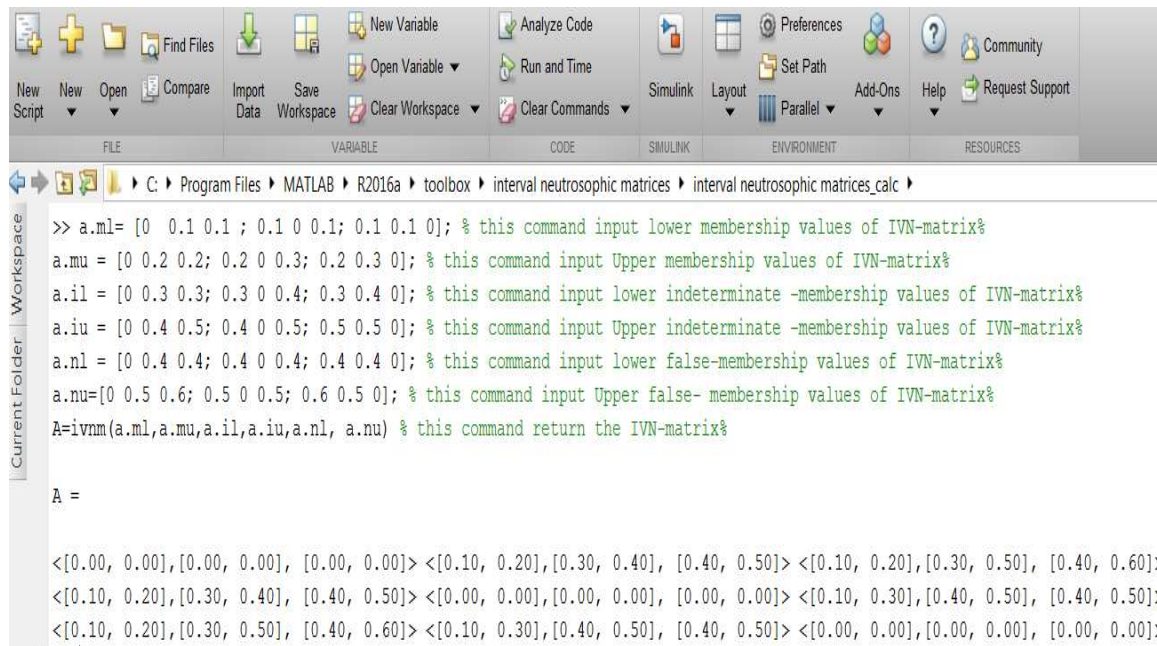


Fig. .8 Screen shot of Workspace MATLAB

**Definition 4.15:**The spectrum of adjacency matrix of an IVNG  $M(G)$  is defined as

$$\langle \tilde{R}, \tilde{S}, \tilde{Q} \rangle = \langle [\tilde{R}^L, \tilde{R}^U], [\tilde{S}^L, \tilde{S}^U], [\tilde{Q}^L, \tilde{Q}^U] \rangle \quad (31)$$

Where  $\tilde{R}^L$  is the set of eigenvalues of  $M(T_M^L(k_i, k_j))$ ,  $\tilde{R}^U$  is the set of eigenvalues of  $M(T_M^U(k_i, k_j))$ ,  $\tilde{S}^L$  is the set of eigenvalues of  $M(I_M^L(k_i, k_j))$ ,  $\tilde{S}^U$  is the set of eigenvalues of  $M(I_M^U(k_i, k_j))$ ,  $\tilde{Q}^L$  is the set of eigenvalues of  $M(F_M^L(k_i, k_j))$  and  $\tilde{Q}^U$  is the set of eigenvalue of  $M(F_M^U(k_i, k_j))$  respectively.

**Definition 4.16:** The energy of an IVNG  $G=(N,M)$  is defined as

$$E(G) = \langle E(\tilde{T}_M(k_i, k_j)), E(\tilde{I}_M(k_i, k_j)), E(\tilde{F}_M(k_i, k_j)) \rangle \quad (32)$$

Where

$$E(\tilde{T}_M(k_i, k_j)) = [E(T_M^L(k_i, k_j)), E(T_M^U(k_i, k_j))] = [\sum_{\lambda_i^L \in \tilde{R}^L} |\lambda_i^L|, \sum_{\lambda_i^U \in \tilde{R}^U} |\lambda_i^U|]$$

$$E(\tilde{I}_M(k_i, k_j)) = [E(I_M^L(k_i, k_j)), E(I_M^U(k_i, k_j))] = [\sum_{\delta_i^L \in \tilde{S}^L} |\delta_i^L|, \sum_{\delta_i^U \in \tilde{S}^U} |\delta_i^U|]$$

$$E(\tilde{F}_M(k_i, k_j)) = [E(F_M^L(k_i, k_j)), E(F_M^U(k_i, k_j))] = [\sum_{\zeta_i^L \in \tilde{Q}^L} |\zeta_i^L|, \sum_{\zeta_i^U \in \tilde{Q}^U} |\zeta_i^U|]$$

**Definition 4.17:**Two interval valued neutrosophic graphs  $G_1$  and  $G_2$  are termed equienergetic, if they have the same number of vertices and the same energy.

**Proposition 4.18:**If an interval valued neutrosophic  $G$  is both regular and totally regular, then the eigen values are balanced on the energy.

$$\sum_{i=1}^n \pm \lambda_i^L = 0, \sum_{i=1}^n \pm \lambda_i^U = 0, \sum_{i=1}^n \pm \delta_i^L = 0, \sum_{i=1}^n \pm \delta_i^U = 0, \sum_{i=1}^n \pm \zeta_i^L = 0 \text{ and } \sum_{i=1}^n \pm \zeta_i^U = 0. \quad (33)$$

#### 4.19. MATLAB program for findingspectrum of an interval valued neutrosophic graph

To generate the MATLAB program for finding the spectrum of interval valued neutrosophic graph. The program termed "Spec.m" is written as follow:

```
Function SG=Spec(A);
% Spectrum of an interval valued neutrosophic matrix A
% "A" have to be an interval valued neutrosophic matrix - "ivnm" object:
a.ml=eig(A.ml);           % eigenvalues of lower membership of ivnm%
a.mu=eig(A.mu);           % eigenvalues of upper membership of ivnm%
a.il=eig(A.il);           % eigenvalues of lower rindeterminate-membership of ivnm%
a.iu=eig(A.iu);           % eigenvalues of upper rindeterminate- membership of ivnm%
a.nl=eig(A.nl);           % eigenvalues of lower false-membership of ivnm%
a.nu=eig(A.nu);           % eigenvalues of upper false-membership of ivnm%
SG=ivnm(a.ml,a.mu,a.il,a.iu,a.nl,a.nu);
```

#### 4.20. MATLAB program for finding energy of an interval valued neutrosophic graph

To generate the MATLAB program for finding the energy of interval valued neutrosophic graph. The program termed "ENG.m" is written as follow:

```
function EG=ENG(A);
% energy of an interval valued neutrosophic matrix A
% "A" have to be an interval valued neutrosophic matrix - "ivnm" object:
a.ml=sum(abs(eig(A.ml)));
a.mu=sum(abs(eig(A.mu)));
a.il=sum(abs(eig(A.il)));
a.iu=sum(abs(eig(A.iu)));
a.nl=sum(abs(eig(A.nl)));
a.nu=sum(abs(eig(A.nu)));
EG=ivnm(a.ml,a.mu,a.il,a.iu,a.nl,a.nu);
```

**Example4.21:** The spectrum and the energy of an IVNG, illustrated in Fig. 6, are given below:

$$\text{Spec}(T_M^L(k_i k_j)) = \{-0.10, -0.10, 0.20\}, \text{Spec}(T_M^U(k_i k_j)) = \{-0.30, -0.17, 0.47\}$$

$$\text{Spec}(I_M^L(k_i k_j)) = \{-0.40, -0.27, 0.67\}, \text{Spec}(I_M^U(k_i k_j)) = \{-0.53, -0.40, 0.93\}$$

$$\text{Spec}(F_M^L(k_i k_j)) = \{-0.40, -0.40, 0.80\}, \text{Spec}(F_M^U(k_i k_j)) = \{-0.60, -0.47, 1.07\}$$

Hence,

$$\text{Spec}(G) = \langle [-0.10, -0.30], [-0.40, -0.53], [-0.40, -0.60] \rangle, \langle [-0.10, -0.17], [-0.27, -0.40], [-0.40, -0.47] \rangle, \langle [0.20, 0.47], [0.67, 0.93], [0.80, 1.07] \rangle$$

Now ,

$$E(T_M^L(k_i k_j)) = 0.40, E(T_M^U(k_i k_j)) = 0.94$$

$$E(I_M^L(k_i k_j)) = 1.34, E(I_M^U(k_i k_j)) = 1.87$$

$$E(F_M^L(k_i k_j)) = 1.60, E(F_M^U(k_i k_j)) = 2.14$$

Therefore

$$E(G) = \langle [0.40, 0.94], [1.34, 1.87], [1.60, 2.14] \rangle$$

Based on toolbox MATLAB developed in [58], the readers can run the program termed “Spec.m”, for computing the spectrum of graph, by writing in command window “Spec (A)” as described below:

```
>> Spec(A) % this command return the spectrum of IVN-matrix%
Warning! The created new object is NOT an interval valued neutrosophic matrix

ans =
|
<[-0.10, -0.30], [-0.40, -0.53], [-0.40, -0.60]>
<[-0.10, -0.17], [-0.27, -0.40], [-0.40, -0.47]>
<[0.20, 0.47], [0.67, 0.93], [0.80, 1.07]>
```

Similarly, the readers can also run the program termed “ENG.m”, for computing the energy of graph, by writing in command window “ENG (A)” as described below:

```
>> ENG(A) % this command return the Energy of IVN-matrix%
Warning! The created new object is NOT an interval valued neutrosophic matrix

ans =
<[0.40, 0.94], [1.34, 1.87], [1.60, 2.14]>
```

In term of the number of vertices and the sum of interval truth-membership, interval indeterminate-membership and interval false-membership, we define the upper and lower bounds on energy of an IVNG.

**Proposition 4.22.** Suppose  $G=(N, M)$  be an IVNG on  $n$  vertices and the adjacency matrix of  $G$ .then

$$\sqrt{2 \sum_{1 \leq i < j \leq n} (T_M^L(k_i k_j))^2 + n(n-1)|T^L|^2/N} \leq E(T_M^L(k_i k_j)) \leq \sqrt{2n \sum_{1 \leq i < j \leq n} (T_M^L(k_i k_j))^2} \quad (34)$$

$$\sqrt{2 \sum_{1 \leq i < j \leq n} (T_M^U(k_i k_j))^2 + n(n-1)|T^U|^2/N} \leq E(T_M^U(k_i k_j)) \leq \sqrt{2n \sum_{1 \leq i < j \leq n} (T_M^U(k_i k_j))^2} \quad (35)$$

$$\sqrt{2 \sum_{1 \leq i < j \leq n} (I_M^L(k_i k_j))^2 + n(n-1)|I^L|^2/N} \leq E(I_M^L(k_i k_j)) \leq \sqrt{2n \sum_{1 \leq i < j \leq n} (I_M^L(k_i k_j))^2} \quad (36)$$

$$\sqrt{2 \sum_{1 \leq i < j \leq n} (I_M^U(k_i k_j))^2 + n(n-1)|I^U|^2/N} \leq E(I_M^U(k_i k_j)) \leq \sqrt{2n \sum_{1 \leq i < j \leq n} (I_M^U(k_i k_j))^2} \quad (37)$$

$$\sqrt{2 \sum_{1 \leq i < j \leq n} (F_M^L(k_i k_j))^2 + n(n-1)|F^L|^2/N} \leq E(F_M^L(k_i k_j)) \leq \sqrt{2n \sum_{1 \leq i < j \leq n} (F_M^L(k_i k_j))^2} \quad (38)$$

$$\sqrt{2 \sum_{1 \leq i < j \leq n} (F_M^U(k_i k_j))^2 + n(n-1)|F^U|^2/N} \leq E(F_M^U(k_i k_j)) \leq \sqrt{2n \sum_{1 \leq i < j \leq n} (F_M^U(k_i k_j))^2} \quad (39)$$

Where  $|T^L|, |T^U|, |I^L|, |I^U|, |F^L|$  and  $|F^U|$  are the determinant of  $M(T_M^L(k_i, k_j))$ ,  $M(T_M^U(k_i, k_j))$ ,  $M(I_M^L(k_i, k_j))$ ,  $M(I_M^U(k_i, k_j))$ ,  $M(F_M^L(k_i, k_j))$  and  $M(F_M^U(k_i, k_j))$ , respectively.

**Proof:** proof is similar as in Theorem 3.2 [69]

## Conclusion

This paper introduces some basic operations on interval-valued neutrosophic set to increase its utility in various fields for multi-decision process. To achieve this goal, a new mathematical algebra of interval-valued neutrosophic graphs, its energy as well as spectral computation is discussed with mathematical proof using MATLAB. In the near future, we plan to extend our research to interval valued neutrosophic digraphs and developed the concept of domination in interval valued-neutrosophic graphs. Same time the author will focus on handling its necessity for knowledge representation and processing tasks [85-87].

## Acknowledgements:

Authors thank the anonymous reviewers and the editor for providing useful comments and suggestions to improve the quality of this paper.

## References

- [1] F. Smarandache. Neutrosophic set - a generalization of the intuitionistic fuzzy set. Granular Computing, 2006 IEEE International Conference, 2006, pp.38 – 42. DOI: 10.1109/GRC.2006.1635754.
- [2] F. Smarandache (2011) A geometric interpretation of the neutrosophic set — A generalization of the intuitionistic fuzzy set Granular Computing (GrC), 2011 IEEE International Conference, 602 – 606. DOI 10.1109/GRC.2011.6122665.
- [3] L. Zadeh. Fuzzy sets. Inform and Control 8,1965,pp.338-353
- [4] K. Atanassov. Intuitionistic fuzzy sets. Fuzzy Sets and Systems 20,1986,pp.87-96

- [5] K. Atanassov and G. Gargov. Interval valued intuitionistic fuzzy sets. *Fuzzy Sets and Systems* 31,1989,pp.343-349
- [6] K. Atanassov. *Intuitionistic fuzzy sets: theory and applications*. Physica, New York,1999.
- [7] I. Turksen. Interval valued fuzzy sets based on normal forms. *Fuzzy Sets and Systems* 20,1986,pp.191-210
- [8] H. Wang, F. Smarandache, Y. Zhang and R. Sunderraman. Single valued neutrosophic sets. *Multispace and Multistructure* 4, 2010,pp.410-413
- [9] H. Wang, Y. Zhang, R. Sunderraman. Truth-value based interval neutrosophic sets, *Granular Computing*, 2005 IEEE International Conference 1, 2005,pp.274 - 277. DOI: 10.1109/GRC.2005.1547284.
- [10] H. Wang, F. Smarandache, Y.Q. Zhang and R. Sunderram. An interval neutrosophic sets and logic: theory and applications in computing. Hexis, Arizona, 2005
- [11] A. Q. Ansari, R. Biswas & S. Aggarwal. Neutrosophic classifier: An extension of fuzzy classifier. *Elsevier- Applied Soft Computing* 13,2013, pp.563-573. <http://dx.doi.org/10.1016/j.asoc.2012.08.002>
- [12] A. Aydoğdu. On similarity and entropy of single valued neutrosophic sets. *Gen. Math. Notes* 29(1),2015,pp.67-74
- [13] J. Ye. Vector similarity measures of simplified neutrosophic sets and their application in multicriteria decision making. *International Journal of Fuzzy Systems* 16(2), 2014,pp.204-211
- [14] J. Ye. Single-valued neutrosophic minimum spanning tree and its clustering method. *Journal of Intelligent Systems* 23(3), 2014,pp.311-324
- [15] H.Y.Zhang, J.Q.Wang, X.H. Chen. Interval neutrosophic sets and their application in multicriteria decision making problems. *The Scientific World Journal*, 2014,DOI:10.1155/2014/645953.
- [16] H. Zhang, J. Wang, X. Chen, An outranking approach for multi-criteria decision-making problems with interval-valued neutrosophic sets. *Neural Computing and Applications*, 2015,pp.1-13
- [17] A. Edward Samuel and R. Narmadhagnanam. Innovative Approaches for N-valued Interval Neutrosophic Sets and their Execution in Medical Diagnosis. *Journal of Applied Sciences* 17(9),2017,pp.429-440
- [18] J. Ye. Similarity measures between interval neutrosophic sets and their applications in multi-criteria decision-making. *Journal of Intelligent and Fuzzy Systems* 26, 2014,pp.165-172
- [19] J. Ye. Some aggregation operators of interval neutrosophic linguistic numbers for multiple attribute decision making. *Journal of Intelligent & Fuzzy Systems* 27, 2014,pp.2231-2241
- [20] P. Liu and L. Shi. The generalized hybrid weighted average operator based on interval neutrosophic hesitant set and its application to multiple attribute decision making. *Neural Computing and Applications*. 26 (2),2015,pp.457-471
- [21] R. Şahin. Cross-entropy measure on interval neutrosophic sets and its applications in multicriteria decision making. *Neural Computing and Applications*, 2015,pp.1-11
- [22] S. Broumi, F. Smarandache. New distance and similarity measures of interval neutrosophic sets. *Information Fusion (FUSION)*. 2014 IEEE 17th International Conference, 2014,pp.1 - 7
- [23] S. Broumi, and F. Smarandache. Single valued neutrosophic trapezoid linguistic aggregation operators based multi-attribute decision making. *Bulletin of Pure & Applied Sciences- Mathematics and Statistics*, 2014,pp.135-155. DOI :10.5958/2320-3226.2014.00006.X.
- [24] Y. Hai-Long, She, G. Yanhong, L. Xiuwu. On single valued neutrosophic relations. *Journal of Intelligent & Fuzzy Systems*, vol. Preprint, no. Preprint, 2015,pp.1-12
- [25] A. N. Gani, and M. Basheer Ahmed. Order and size in fuzzy graphs. *Bulletin of Pure and Applied Sciences* 22E(1), 2003,pp.145-148
- [26] A. N. Gani and S.R. Lath. On irregular fuzzy graphs. *Applied Mathematical Sciences* 6(11),2012,pp.517-523
- [27] P. Bhattacharya. Some remarks on fuzzy graphs. *Pattern Recognition Letters* 6,1987, pp.297-302
- [28] A. N. Gani, and S. Shajitha Begum. Degree, order and size in intuitionistic fuzzy graphs. *International Journal of Algorithms, Computing and Mathematics* (3)3,2010,
- [29] M. Akram, and B. Davvaz. Strong intuitionistic fuzzy graphs. *Filomat* 26 (1),2012,pp.177-196
- [30] R. Parvathi, and M. G. Karunambigai. Intuitionistic fuzzy graphs. *Computational Intelligence, Theory and applications*, International Conference in Germany, Sept 18 -20, 2006.
- [31] Prem Kumar S and Ch. Aswani Kumar. Interval-valued fuzzy graph representation of concept lattice. In: *Proceedings of 12th International Conference on Intelligent Systems Design and Application*, IEEE, 2012, pp. 604-609
- [32] A. Mohamed Ismayil and A. Mohamed Ali. On Strong Interval-Valued Intuitionistic Fuzzy Graph. *International Journal of Fuzzy Mathematics and Systems* 4(2),2014,pp.161-168
- [33] S. N. Mishra and A. Pal. Product of interval valued intuitionistic fuzzy graph. *Annals of Pure and Applied Mathematics* 5(1), 2013,pp.37-46
- [34] F. Smarandache. Refined literal indeterminacy and the multiplication law of sub-indeterminacies. *Neutrosophic Sets and Systems* 9, 2015,pp.58- 63
- [35] F. Smarandache. Types of neutrosophic graphs and neutrosophic algebraic structures together with their Applications in Technology, seminar, Universitatea Transilvania din Brasov, Facultatea de Design de Produsii Mediu, Brasov, Romania 06 June, 2015.
- [36] F. Smarandache. *Symbolic neutrosophic theory*, Europeanvaasbl, Brussels, 2015, 195p
- [37] W. B. Vasantha Kandasamy, K. Ilanthenral, and F. Smarandache. *Neutrosophic graphs: A New Dimension to Graph Theory*, 2015, Kindle Edition.
- [38] W. B. Vasantha Kandasamy, and F. Smarandache. *Fuzzy cognitive maps and neutrosophic cognitive maps*, 2013
- [39] W.B. Vasantha Kandasamy, and F. Smarandache. Analysis of social aspects of migrant laborers living with HIV/AIDS using Fuzzy Theory and Neutrosophic Cognitive Maps, Xiquan, Phoenix, 2004

- [40] A. V.Devadoss, A. Rajkumar& N. J. P. Praveena.A Study on Miracles through Holy Bible using Neutrosophic Cognitive Maps (NCMS).International Journal of Computer Applications 69(3), 2013.
- [41] Broumi S, M. Talea, A. Bakali and F.Smarandache. Single valued neutrosophic graphs. Journal of New Theory 10,2016,pp. 86-101.
- [42] S. Broumi, M. Talea ,F. Smarandache and A. Bakali. Single Valued Neutrosophic Graphs: Degree, Order and Size. IEEE International Conference on Fuzzy Systems (FUZZ), 2016,pp.2444-2451.
- [43] S. Broumi, A. Bakali, M. Talea and F. Smarandache Isolated single valued neutrosophic graphs. Neutrosophic Sets and Systems 11, 2016,pp.74-78.
- [44] S. Broumi, A. Dey, A. Bakali, M. Talea, F. Smarandache, L. H. Son, D. Koley. Uniform single valued neutrosophic graphs. Neutrosophic Sets and Systems, 17,2017,pp.42-49
- [45] S. Broumi, M. Talea,A. Bakali, F. Smarandache.Interval valued neutrosophic graphs. Critical Review, XII,2016,pp.5-33.
- [46] S. Broumi, F. Smarandache, M. Taleaand A. Bakali. Operations on interval valued neutrosophic graphs, chapter in book- New Trends in Neutrosophic Theory and Applications- FlorentinSmarandache and SurpatiPramanik (Editors),2016,231-254. ISBN 978-1-59973-498-9.
- [47] S. Broumi, M. Talea, A. Bakali, F. Smarandache.On Strong interval valued neutrosophic graphs. Critical Review. Volume XII, 2016,pp.1-21
- [48] S. Broumi, A. Bakali, M. Talea, F. Smarandache. An isolated interval valued neutrosophic graphs. Critical Review. Volume XIII,2016,pp.67-80
- [49] S.Broumi, F. Smarandache, M. Talea and A. Bakali. Decision-Making Method Based On the Interval Valued Neutrosophic Graph. FutureTechnologie, IEEE,2016, pp.44-50.
- [50] S. Broumi, A. Bakali, M. Talea, F. Smarandache, P. K.Kishore Kumar. Shortest path problem on single valued neutrosophic graphs. IEEE, 2017 International Symposium on Networks, Computers and Communications (ISNCC),2017,pp.1 - 6
- [51] S. Broumi, A. Bakali, M. Talea, F. Smarandache, M. Ali. Shortest Path Problem Under Bipolar Neutrosophic Setting. Applied Mechanics and Materials 859, 2016,pp.59-66
- [52] S. Broumi, A. Bakali, M. Talea, F. Smarandache andL. Vladareanu. Computation of Shortest Path Problem in a Network with SV-Trapezoidal Neutrosophic Numbers.Proceedings of the 2016 International Conference on Advanced Mechatronic Systems, Melbourne, Australia, 2016,pp. 417-422.
- [53] S. Broumi,A. Bakali, M. Talea, F. Smarandache and L. Vladareanu. Applying dijkstra algorithm for solving neutrosophic shortest path problem. Proceedings of the 2016 International Conference on Advanced Mechatronic Systems, Melbourne, Australia, November 30 - December 3,2016,pp.412-416.
- [54] S. Broumi, M. Talea, A. Bakali andF. Smarandache. On bipolar single valued neutrosophic graphs. Journal Of New Theory, N11,2016,pp.84-102.
- [55] S. Broumi, F.Smarandache, M.TaleaandA. Bakali.An Introduction to bipolar single valued neutrosophic graph theory. Applied Mechanics and Materials 841, 2016,pp.184-191.
- [56] S. Broumi, A. Bakali, M. Talea, F. Smarandache and M. Khan. A Bipolar single valued neutrosophic isolated graphs: Revisited. International Journal of New Computer Architectures and their Applications 7(3), 2017,pp.89-94
- [57] A. Hassan, M. Malik. A. S. Broumi, A. Bakali, M. Talea, F. Smarandache. Special types of bipolar single valued neutrosophic graphs. Annals of Fuzzy Mathematics and Informatics 14(1), 2017, pp.55-73.
- [58] S. Broumi, A. Bakali, M. Talea, F. Smarandache. A Matlab toolbox for interval valued neutrosophic matrices for computer applications. UluslararasıYönetimBilişimSistemleriveBilgisayarBilimleriDergisi 1,2017,pp.1-21
- [59] S. Broumi, A. Bakali, M. Talea, F. Smarandache, P K. Kishore Kumar. A New concept of matrix algorithm for MST in undirected interval valued neutrosophic graph, chapter in book- Neutrosophic Operational Research- Volume II-FlorentinSmarandache, Mohamed Abdel-Basset and Victor Chang(Editors),2017,pp. 54-69. ISBN 978-1-59973-537-5
- [60] S. Broumi, A. Bakali, M. Talea, F. Smarandache, and R. Verma.Computing minimumspanning tree in interval valued bipolar neutrosophic environment. International Journal of Modeling and Optimization 7(5), 2017,pp.300-304. DOI: 10.7763/IJMO.2017.V7.602
- [61] S. Broumi, A. Bakali, M. Talea and F. Smarandache. Complex neutrosophic graphs of type1. IEEE International Conference on INnovations in Intelligent SysTemsandApplications (INISTA), Gdynia Maritime University, Gdynia, Poland, 2017,pp. 432-437.
- [62] P.K. Singh. Interval-valued neutrosophic graph representation of concept lattice and its  $(\alpha, \beta, \gamma)$ -decomposition. Arabian Journal for Science and Engineering, ,2017, DOI: 10.1007/s13369-017-2718-5
- [63] J. Malarvizhi and G. Divya. On antipodal single valued neutrosophic graph. Annals of Pure and Applied Mathematics15(2), 2017,pp.235-242
- [64] P. Thirunavukarasu and R. Suresh.On Regular complex neutrosophic graphs. Annals of Pure and Applied Mathematics15(1), 2017,pp. 97-104
- [65] S. Ridvan. An approach to neutrosophic graph theory with applications. Soft Computing, pp.1–13. DOI 10.1007/s00500-017-2875-1
- [66] R. Uma, P. Murugadas and S. Sriram. Determinant theory for fuzzy Neutrosophic soft matrices. Progress in Non-linear Dynamics and Chaos 4(2), 2016,pp.85-102.
- [67] S. Mehra and M. Singh. Single valued neutrosophicsignedgarphs.International Journal of computer Applications 157(9),2017,pp.31-34



- [68] S. Ashraf, S. Naz, H. Rashmanlou, and M. A. Malik. Regularity of graphs in single valued neutrosophic environment. *Journal of Intelligent & Fuzzy Systems*, 2017, pp.1-14
- [69] S. Naz, H. Rashmanlou and M. A. Malik. Energy and Laplacian energy of a single value neutrosophic graph. 2017 (unpublished )
- [70] I. Gutman. The energy of a graph. *Ber Math Stat Sect Forsch Graz* 103,1978,pp.1-22
- [71] B.P.Varol, V. Cetkin, and H. Aygun. Some results on neutrosophic matrix. *International Conference on Mathematics and Engineering*, 10-12 May 2017, Istanbul, Turkey, 7 pages.
- [72] M. Hamidi, A. B. Saeid. Accessible single-valued neutrosophic graphs. *Journal of Applied Mathematics and Computing*, 2017, pp.1-26.
- [73] M. Abdel-Basset, M. Mohamed & F. Smarandache. An Extension of Neutrosophic AHP–SWOT Analysis for Strategic Planning and Decision-Making. *Symmetry*, 10( 4), 2018,116.
- [74] M. Abdel-Basset, M. Mohamed, F. Smarandache & V. Chang. Neutrosophic Association Rule Mining Algorithm for Big Data Analysis. *Symmetry*, 10(4), 2018, 106.
- [75] M. Abdel-Basset, M. Mohamed & F. Smarandache. A Hybrid Neutrosophic Group ANP-TOPSIS Framework for Supplier Selection Problems. *Symmetry*, 10(6), 2018,226.
- [76] M. Abdel-Basset, M. Gunasekaran, M. Mohamed & F. Smarandache. A novel method for solving the fully neutrosophic linear programming problems. *Neural Computing and Applications*, 2018, pp. 1-11.
- [77] M. Abdel-Basset, M. Mohamed & V. Chang. NMCDA: A framework for evaluating cloud computing services. *Future Generation Computer Systems*, 86, 2018, pp.12-29.
- [78] M. Abdel-Basset, Y. Zhou, M. Mohamed & V. Chang. A group decision making framework based on neutrosophic VIKOR approach for e-government website evaluation. *Journal of Intelligent & Fuzzy Systems*, 34(6), 2018, pp.4213-4224.
- [79] M. Abdel-Basset, M. Mohamed, Y. Zhou & I. Hezam. Multi-criteria group decision making based on neutrosophic analytic hierarchy process. *Journal of Intelligent & Fuzzy Systems*, 33(6), 2017, pp.4055-4066.
- [80] M. Abdel-Basset & M. Mohamed. The role of single valued neutrosophic sets and rough sets in smart city: imperfect and incomplete information systems. *Measurement*, 124, 2018, pp.47-55.
- [81] M. Abdel-Basset, G. Manogaran, & M. Mohamed. Internet of Things (IoT) and its impact on supply chain: A framework for building smart, secure and efficient systems. *Future Generation Computer Systems*, 2018.
- [82] M. Abdel-Basset, M. Gunasekaran, M. Mohamed & N. Chilamkurti. Three-way decisions based on neutrosophic sets and AHP-QFD framework for supplier selection problem. *Future Generation Computer Systems*, 2018
- [83] V. Chang, , M. Abdel-Basset, & M. Ramachandran. Towards a Reuse Strategic Decision Pattern Framework—from Theories to Practices. *Information Systems Frontiers*, 2018, pp.1-18.
- [84] M. Abdel-Basset, G. Manogaran, A. Gamal & F. Smarandache. A hybrid approach of neutrosophic sets and DEMATEL method for developing supplier selection criteria. *Design Automation for Embedded Systems*, 2018, pp.1-22.
- [85] Prem Kumar Singh & Ch. Aswani Kumar, Interval-valued fuzzy graph representation of concept lattice. In: *Proceedings of 12<sup>th</sup> International Conference on Intelligent Systems Design and Application 2012*, pp. 604-609
- [86] Prem Kumar Singh, Ch. Aswani Kumar & J.H. Li. Knowledge representation using interval-valued fuzzy formal concept lattice. *Soft Computing*, 20(4), 2016, pp. 1485-1502.
- [87] Prem Kumar Singh, Three-way n-valued neutrosophic concept lattice at different granulation. *International Journal of Machine Learning and Cybernetics* 9(11), 2018, 1839-1855

Received: November 30, 2018, Accepted: February 28, 2019



## A Neutrosophic Technique Based Efficient Routing Protocol For MANET Based On Its Energy And Distance

Said Broumi<sup>1</sup>, Mohamed Talea<sup>2</sup>, Assia Bakali<sup>3</sup>, Florentin Smarandache<sup>4</sup>, Prem Kumar Singh<sup>5</sup>, Mullai Murugappan<sup>6</sup> and V.Venkateswara Rao<sup>7</sup>

<sup>1,2</sup> Laboratory of Information Processing, Faculty of Science Ben M'Sik, University Hassan II, B.P 7955, Sidi Othman, Casablanca, Morocco. E-mail: broumisaid78@gmail.com; taleamohamed@yahoo.fr

<sup>3</sup> Ecole Royale Navale, Boulevard Sour Jdid, B.P 16303 Casablanca, Morocco. E-mail: assiabakali@yahoo.fr

<sup>4</sup> Department of Mathematics, University of New Mexico, 705 Gurley Avenue, Gallup, NM 87301, USA. E-mail: smarand@unm.edu

<sup>5</sup> Amity Institute of Information Technology, Amity University- Sector 125, Noida-Uttar Pradesh, India. E-mail: premsingh.csjm@gmail.com

<sup>6</sup> Department of Mathematics, Alagappa University, Tamilnadu, India. E-mail: mullaialu25@gmail.com

<sup>7</sup> Mathematics Division, Department of S&H, Chirala Engineering College, Chirala - 523 157, India. E-mail: vunnamvenky@gmail.com

**Abstract.** In the last decade, characterizing the energy in MANET based on its acceptance, rejection and uncertain part is addressed as one of the major issues by the researchers. An efficient energy routing protocol for MANET is another issue. To resolve these issues current paper focuses on utilizing the properties of neutrosophic technique. The essential idea of the protocol is to choose an energy efficient route with respect to neutrosophic technique. In this neutrosophic set, we have three components such as (T, I, F). Each parameter such as energy and distance is taken from these neutrosophic sets to determine the efficient energy route in MANET. After taking a brief survey about energy efficient routing for MANET using various methods, we are trying to implement the neutrosophic set technique to find the efficient energy route for MANET which provides the better energy route in uncertain situations. The comparative analysis between vague set MANET and neutrosophic MANET for the values of energy functions and distance functions is done by using Matlab and the result is discussed graphically

**Keywords:** MANET; neutrosophic set; energy efficient routing protocol; granular Computing.

### 1 Introduction

Wireless networking technologies play a vital role for giving rise to many new applications in internet world. Mobile ad-hoc network (MANET) is one of the most leading fields for research and development of wireless network. Now a days, wireless ad-hoc network has become one of the most vibrant and active field of communication and networks due to the popularity of mobile devices. Also, mobile or wireless network has become one of the indeed requirement for the users around the world. In this network, there are no groundwork stations or mobile switching centres and other structures of these types. The topology of Mobile ad-hoc network (MANET) changes dynamically. Each node is within others node's radio range via wireless networks. In the present era, nearly everyone has a mobile phone and most of it are smart phones. These devices are very cheaper and more powerful which make Mobile ad-hoc network (MANET) as the speed-growing network [1, 26, 36, 37]. Because of frequent braking of communication links, the nodes in mobile ad-hoc networks are free to move to anywhere. Also, a node in Mobile ad-hoc network (MANET) performs complete access to send data from one node to the other very fast and provides accurate services. Mobile ad-hoc network (MANET) is user friendly network which is easy to add or remove from the network. In this, each node contains some energy with limited battery capacity. The energy has been lost very speed in ad-hoc networks by transforming the data from one node to another node and also over all network's lifetime. Therefore the energy efficient routing indicates that the selecting route requires high energy and shortest distance. In this regard recently one of the authors has utilized implications of weighted concept lattice [31] and its implications using three-way neutrosophic environment [32-33] at different threshold [25] beyond the fuzzy logic [40]. It is shown that the computing paradigm of neutrosophic logic provides an authorization to deal with indeterminacy in the given network when compared to any other approaches available in fuzzy logic. Hence the current paper focused on introducing the concept of neutrosophic logic for

analyzing the energy efficient routing protocol in Mobile ad-hoc network (MANET). Neutrosophic set was introduced by Florentin Smarandache [34] in 1995. Neutrosophic set is the generalization of fuzzy set, intuitionistic set, fuzzy set, classical set and paraconsistent set etc. In intuitionistic fuzzy sets [2], the uncertainty is dependent on the degree of belongingness and degree of non-belongingness. In case of neutrosophy theory, the indeterminacy factor is independent of truth and falsity membership-values. Also neutrosophic sets are more general than IFS, because there are no conditions between the degree of truth, degree of indeterminacy and degree of falsity. In 2005, Wang et.al [38] introduced single valued neutrosophic sets which can be used in real world applications. In this case, a problem is addressed while dealing with efficient route in routing protocol based on its distance or energy. To shoot this problem, the current paper introduces a method to characterize the energy efficient route in Mobile ad-hoc network (MANET) based on its acceptance, rejection and uncertain part. In the same time the analysis of the proposed method is compared with one of the existing methods to validate the results. The motivation is to discover the precise and efficient path based on its maximal acceptance, minimum rejection, and minimal indeterminacy. The objective is to provide an optimal routing in Mobile ad-hoc network (MANET) in minimal energy utilization when compared to vague set [18]. One of the significant outputs of the proposed method is that it deals with uncertainty independent from truth and false membership-values.

The remaining part of the paper is organized as follows: Section 2 provides preliminaries about each of the set theories. Section 3 provides proposed method with its comparative analysis in Section 4. Section 5 provides conclusions and future research.

## 2 Overview of Mobile ad-hoc networks[28]

Mobile Ad Hoc networking (MANET) can be classified into first, second and third generations. The first generation of mobile ad-hoc network came up with “packet radio” networks ( PRNET) in 1970s and it has evolved to be a robust, reliable, operational experimental network. The PRNET used a combination of ALOHA and channel access approaches CSMA for medium access, and a distance-vector routing to give packet-switched networking to mobile field elements in an infrastructure less, remote environment. The second generation evolved in early 1980’s when SURAN (Survivable Adaptive Radio Networks) significantly improved upon the radios, scalability of algorithms, and resilience to electronic attacks. During this period include GloMo (Global Mobile Information System) and NTDR (Near Term Digital Radio) were developed. The aim of GloMo was to give office-environment Ethernet-type multimedia connectivity anytime, anywhere, in handheld devices. Channel access approaches were in the CSMA/CA and TDMA molds, and several novel routing and topology control schemes were developed. The NTDR used clustering and link- state routing, and self-organized into a two-tier ad hoc network. Now used by the US Army, NTDR is the only “real” (non-prototypical) ad hoc network in use today. The third generation evolved in 1990’s also termed as commercial network with the advent of Notebooks computers, open source software and equipments based on RF and infrared. IEEE 802.11 subcommittee adopted the term “ad hoc networks.” The development of routing within the Mobile ad-hoc networking (MANET) working group and the larger community forked into reactive (routes on- demand) and proactive (routes ready-to-use) routing protocols [14]. The 802.11 subcommittee standardized a medium access protocol that was based on collision avoidance and tolerated hidden terminals, making it usable, if not optimal, for building mobile ad hoc network prototypes out of notebooks and 802.11 PCMCIA cards. HIPERLAN and Bluetooth were some other standards that addressed and benefited ad hoc networking. With the increase of portable devices with wireless communication, ad-hoc networking plays an important role in many applications such as commercial, military and sensor networks, data networks etc., Mobile ad-hoc networks allow users to access and exchange information regardless of their geographic position or proximity to infrastructure. Since Mobile ad-hoc networking (MANET) has no static infrastructure, it offers an advantageous decentralized character to the network. Decentralization makes the networks more flexible and more robust.

## 3 Preliminaries

### Definition of Fuzzy Set:

Fuzzy set was introduced by Zadeh in 1965 [40] and it gives new trend in application of mathematics. Every value of the fuzzy set consisting of order pair one is true membership and another one is false membership which lies between 0 and 1. Several authors [30, 39, 21-23, 27, 29] used fuzzy set theory in ad-hoc network and wireless sensor network to solve routing problems. The logic in fuzzy set theory is vastly used in all fields of mathematics like networks, graphs, topological space ...etc.

### Definition:[9]Intuitionistic Fuzzy Set:

Intuitionistic Fuzzy Sets are the extension of usual fuzzy sets. All outcomes which are applicable for fuzzy sets can be derived here also. Almost all the research works for fuzzy sets can be used to draw information of IFSs.

Further, there have been defined over IFSs not only operations similar to those of ordinary fuzzy sets, but also operators that cannot be defined in the case of ordinary fuzzy sets.

**Definition:[17,24] Adroit System:**

Adroit system [17, 24] is a computer program that efforts to act like a human effect in a particular subject area to give the solution to the particular unpredictable problem. Sometimes, adroit systems are used instead of human minds. Its main parts are knowledge based system and inference engine. In that the software is the knowledge based system which can be solved by artificial intelligence technique to find efficient route. The second part is inference engine which processes data by using rule based knowledge.

**Definition:[34] Neutrosophic Set:**

A neutrosophic set is a triplet which contains a truth membership function, a false membership function and indeterminacy function. Many authors extended this neutrosophic theory in different fields of mathematics such as decision making, optimization, graph theory etc.,[3-16, 42-52]. In particular, with the best knowledge, this is the first time to calculate efficient energy protocol for MANET based on the neutrosophic technique.

Let U be the universe. The neutrosophic set A in U is characterized by a truth-membership function  $T_A$ , a indeterminacy-membership function  $I_A$  and a falsity-membership function  $F_A$ .  $T_A(x)$ ,  $I_A(x)$  and  $F_A(x)$  are real standard elements of  $[0,1]$ . It can be written as

$$A_{NS} = \left\{ \langle T_A(x), I_A(x), F_A(x) \rangle, x \in U, T_A(x), I_A(x), F_A(x) \in ]0, 1^+[_2 \right\} \quad (1)$$

There is no restriction on the sum of  $T_A(x)$ ,  $I_A(x)$  and  $F_A(x)$ . So  $0 \leq T_A(x) + I_A(x) + F_A(x) \leq 3^+$ .

**Definition:[35]** Let U be a universe of discourse and A the neutrosophic set  $A \subset U$ . Let  $T_A(x), I_A(x), F_A(x)$  be the functions that describe the degree of membership, indeterminate membership and non-membership respectively of a generic element  $x \in U$  with respect to the neutrosophic set A. A single valued neutrosophic overset (SVNOV) A on the universe of discourse U is defined as:

$$A_{SVNOV} = \left\{ \langle T_A(x), I_A(x), F_A(x) \rangle, x \in U, T_A(x), I_A(x), F_A(x) \in [0, \Omega] \right\} \quad (2)$$

where  $T_A(x), I_A(x), F_A(x) : U \rightarrow [0, \Omega]$ ,  $0 < 1 < \Omega$  and  $\Omega$  is called overlimit. Then there exists at least one element in A such that it has at least one neutrosophic component  $> 1$  and no element has neutrosophic component  $< 0$

**Definition:[35]** Let U be a universe of discourse and the neutrosophic set  $A \subset U$ . Let  $T_A(x), I_A(x), F_A(x)$  be the functions that describe the degree of membership, indeterminate membership and non-membership respectively of a generic element  $x \in U$  with respect to the neutrosophic set A. A single valued neutrosophic underset (SVNU) A on the universe of discourse U is defined as:

$$A_{SVNU} = \left\{ \langle T_A(x), I_A(x), F_A(x) \rangle, x \in U, T_A(x), I_A(x), F_A(x) \in [\Psi, 1] \right\} \quad (3)$$

where  $T_A(x), I_A(x), F_A(x) : U \rightarrow [\Psi, 1]$ ,  $\Psi < 0 < 1$  and  $\Psi$  is called lowerlimit. Then there exists at least one element in A such that it has at least one neutrosophic component  $< 0$  and no element has neutrosophic component  $> 1$

**Definition:[35]** Let U be a universe of discourse and the neutrosophic set  $A \subset U$ . Let  $T_A(x), I_A(x), F_A(x)$  be the functions that describe the degree of membership, indeterminate membership and non-membership respectively of a generic element  $x \in U$  with respect to the neutrosophic set A. A single valued neutrosophic offset (SVNOF) A on the universe of discourse U is defined as:

$$A_{SVNOF} = \left\{ \langle T_A(x), I_A(x), F_A(x) \rangle, x \in U, T_A(x), I_A(x), F_A(x) \in [\Psi, \Omega] \right\} \quad (4)$$

where  $T_A(x), I_A(x), F_A(x) : U \rightarrow [\Psi, 1]$ ,  $\Psi < 0 < 1 < \Omega$  and  $\Psi$  is called underlimit while  $\Omega$  is called overlimit. Then there exist some elements in A such that at least one neutrosophic component  $> 1$ , and at least another neutrosophic component  $< 0$

**Example 1:** Let  $A = \{ (x_1, \langle 1.2, 0.4, 0.1 \rangle), (x_2, \langle 0.2, 0.3, -0.7 \rangle) \}$ , since  $T(x_1) = 1.2 > 1$ ,  $F(x_2) = -0.7 < 0$

**Definition:[35]** The complement of a single valued neutrosophic overset/underset/offset A is denoted by  $C(A)$

and is defined by

$$C(A) = \{ (x, < F_A(x), \Psi + \Omega - I_A(x), T_A(x) >, x \in U) \} \tag{5}$$

**Definition:[35]**The intersection of two single valued neutrosophic overset/ underset/offset A and B is a single valued neutrosophic overset/ underset/offset denoted C and is denoted by  $C = A \cap B$  and is defined by

$$C = A \cap B = \{ (x, < \min(T_A(x), T_B(x)), \max(I_A(x), I_B(x)), \max(F_A(x), F_B(x))), x \in U) \} \tag{6}$$

**Definition:[35]**The union of two single valued neutrosophic overset/ underset/offset A and B is a single valued neutrosophic overset/ underset/offset denoted C and is denoted by  $C = A \cup B$  and is defined by

$$C = A \cup B = \{ (x, < \max(T_A(x), T_B(x)), \min(I_A(x), I_B(x)), \min(F_A(x), F_B(x))), x \in U) \} \tag{7}$$

The following table 1, describe the neutrosophic oversets, neutrosophic undersets, neutrosophic offsets and Single valued neutrosophic sets

Types of neutrosophic sets	$\Psi$ (under limit)	$\Omega$ (overlimit)
neutrosophic oversets	0	$1 < \Omega$
neutrosophic undersets	$\Psi < 0$	1
neutrosophic offsets	$\Psi < 0$	$1 < \Omega$
Single valued neutrosophic sets	0	1

Table 1. Some type of neutrosophic sets

It can be observed that, the algebra of neutrosophic set provides an independent way to deal with indeterminacy beyond the truth and false membership-values of a vague set. However characterizing the distance of routing protocol in MANET based on its truth, falsity and indeterminacy membership-values is complex problem. To deal with this problem, one of the algorithms is proposed in the next section with an illustrative example.

#### 4 PROPOSED PROTOCOL

In this section, a method is proposed to characterize the efficient routing path in MANET based on the neutrosophic technique using energy and distance. In this proposed protocol, energy function may be low, medium and high and also in a similar way distance may be short, medium and long. To represent these levels a neutrosophic set based membership function  $\mu$ , Indeterminacy  $\sigma$  and non-membership  $\gamma$  is defined in this paper.

All these energy membership functions  $E_L, E_M$  and  $E_H$  and distance membership functions  $D_S, D_M$  and  $D_L$  are given in Table 2 and Table3.

Linguistic value	Notation	Neutrosophic range	Basic value
Low	$E_L$	$(E_L^+, E_L^0, E_L^-)$	(0,0.9,1.8)
Medium	$E_M$	$(E_M^+, E_M^0, E_M^-)$	(1.8,2.7,3.5)
High	$E_H$	$(E_H^+, E_H^0, E_H^-)$	(3.5,4.4,5)

Table 2. A neutrosophic set based representation of energy function

Linguistic value	Notation	Neutrosophic range	Basic value
Short	$D_S$	$(DL^+, DL^0, DL^-)$	(0.9,17)
Medium	$D_M$	$(DM^+, DM^0, DM^-)$	(17,26,34)
Large	$D_L$	$(DH^+, DH^0, DH^-)$	(34,42,50)

Table 3. A neutrosophic set based representation of distance function

The a single valued neutrosophic overset/ underset/offset are characterized by three memberships, the truth-membership, indeterminacy-membership and false membership functions as described in definitions above.

It gives an interpretation of membership grades. Low, medium and high of the energy and distance functions are written as follows:

Neutrosophic Energy function values:

$$\mu(E_L) = (0.3, 0.7, 1.2), \mu(E_M) = (1.4, 2.3, 3), \mu(E_H) = (3.2, 4, 4.8)$$

$$\sigma(E_L) = (0.4, 0.9, 1.4), \sigma(E_M) = (1.3, 2.6, 3.2), \sigma(E_H) = (3.4, 3.8, 4.6)$$

$$\gamma(E_L) = (0.2, 0.6, 1.4), \gamma(E_M) = (1.2, 2.5, 3.4), \gamma(E_H) = (3, 4.2, 4.5)$$

Neutrosophic Distance function values:

$$\mu(D_s) = (0.2, 4, 10), \mu(D_M) = (12, 20, 32), \mu(D_L) = (30, 38, 44)$$

$$\sigma(D_s) = (0.5, 5, 12), \sigma(D_M) = (10, 23, 30), \sigma(D_L) = (29, 41, 49)$$

$$\gamma(D_s) = (0.3, 6, 8), \gamma(D_M) = (14, 21, 28), \gamma(D_L) = (32, 40, 47)$$

Recently, several authors tried to deduce the neutrosophic values in various fields [40]. The current paper tried most suitable and ideal solution deduced by considering true members function  $\mu$  for the better solution. These neutrosophic values are used for efficient route selection in MANET which is given below in table 3. By comparing different routes of the MANET, rating of the route is calculated by the Eq. 8 as given below:

$$NR_{i,j} = \frac{\text{meanof } \mu(E_i)}{\text{meanof } \mu(D_i)} \quad (8)$$

From the rating of different route given in Table 4, each value of  $NR_{i,j}$  is a neutrosophic route having different values which determine the nature of the route in MANET.

S.No	Neutrosophic possible route
1	If Energy is $\mu(E_L)$ and (Distance is $\mu(D_s)$ ), then the route is R1.
2	If Energy is $\mu(E_L)$ and (Distance is $\mu(D_M)$ ), then the route is R2.
3	If Energy is $\mu(E_L)$ and (Distance is $\mu(D_L)$ ), then the route is R3.
4	If Energy is $\mu(E_M)$ and (Distance is $\mu(D_s)$ ), then the route is R4.
5	If Energy is $\mu(E_M)$ and (Distance is $\mu(D_M)$ ), then the route is R5.
6	If Energy is $\mu(E_M)$ and (Distance is $\mu(D_L)$ ), then the route is R6.
7	If Energy is $\mu(E_H)$ and (Distance is $\mu(D_s)$ ), then the route is R7.
8	If Energy is $\mu(E_H)$ and (Distance is $\mu(D_M)$ ), then the route is R8.
9	If Energy is $\mu(E_H)$ and (Distance is $\mu(D_L)$ ), then the route is R9.

Table 4. A neutrosophic technique based efficient route selection

Route number	Neutrosophic Rating of route	Enlightenment of Rating
R1	0.154929	Good
R2	0.034375	Bad
R3	0.019642	Very Bad
R4	0.471830	Excellent
R5	0.104687	Poor
R6	0.059821	Very poor
R7	0.873239	Very excellent
R8	0.19375	Very good
R9	0.110714	Medium

Table 5. Enlightenment of rating of different routes in Neutrosophic Technique

Hence, each neutrosophic route has a specific rating in MANET. Table 4 provides a way to defined different neutrosophic routes by considering various energy functions and as well as distance functions. Following that the sequences of different routes based on their rating is given in Table 5. The decreasing order according to rating on the routes is  $R3 < R2 < R5 < R9 < R1 < R8 < R4 < R7$ . Table 5 represents that based on neutrosophic ordering defined by the proposed method route R7 is one of the best energy efficient route among them for the given MANET.

## 5 Comparative Analysis

While comparing vague set and neutrosophic set, vague set is equivalent to intuitionistic fuzzy set because both of them having only truth and false membership functions. Also neutrosophic set is the generalization of fuzzy and intuitionistic fuzzy sets. Hence the results obtained by using neutrosophic set is better than the results obtained by using vague set. In this section, the comparative analysis among neutrosophic and vague set based routing protocol is discussed. The membership values of energy and distance functions of vague set Manet and neutrosophic set Manet are given in Table 6. Comparison between Vague set rating of route (VSR) and Neutrosophic rating of route (NRR) are given in Table 7.

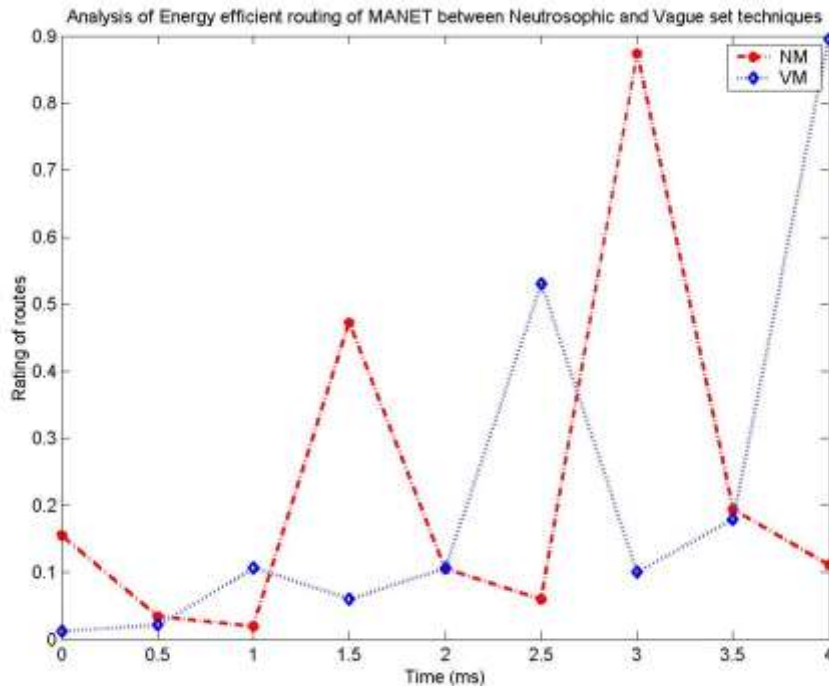
Table 6. Membership values of energy and distance function

Notation	Base Value of Energy function		Notation	Base Value of Distance function	
	VM	NM		VM	NM
EL	(0,1.8)	(0,0.9,1.8)	Ds	(0, 17)	(0,9,17)
EM	(1.8, 3.5)	(1.8,2.7,3.5)	DM	(17, 34)	(17,26,34)
EH	(3.5, 5)	(3.5,4.4,5)	DL	(34, 50)	(34,42,50)

Table 7. Comparison between Vague Set Rating of route(VSR) and Neutrosophic Rating of route (NRR):

Route number	Vague Set Rating of route(VSR)	Neutrosophic Rating of route (NRR)	Enlightenment of Rating	
			VSR	NRR
R1	0.011842	0.154929	Very Bad	Good
R2	0.021176	0.034375	Bad	Bad
R3	0.105882	0.019642	Satisfactory	Very Bad
R4	0.059211	0.471830	Medium	Excellent
R5	0.105882	0.104687	Less Good	Poor
R6	0.529412	0.059821	Good	Very poor

R7	0.1	0.873239	Very good	Very excellent
R8	0.178824	0.19375	Excellent	Very good
R9	0.894118	0.110714	Very excellent	Medium



**Figure. 1: The comparison of energy efficient MANET using neutrosophic and vague set**

The graph for rating of routes of MANET using neutrosophic set and vague set techniques are plotted in Figure 1 for the values of energy functions and distance functions by using Table 6 and Table 7 with the help of Matlab software. It provides an information that, the efficient energy routing of mobile ad-hoc network using neutrosophic set technique(NM) is much better than the efficient energy routing of MANET using vague set technique(VM) in uncertain environment. However, the proposed method is focused on static environment in case the node and data set changes at each interval of time then the proposed unable to represent the case precisely. To deal with dynamic environment author will focus in near future to introduce the extensive properties of neutrosophic set and its applications to wireless ad-hoc network(WANET), flying ad-hoc network(FANET) and vehicular ad-hoc network(VANET).

**Conclusion and future work**

This paper utilizes properties of single valued neutrosophic for finding an efficient routing protocol for MANET based on distance and energy. In this regard, several algorithms are proposed to characterize it based on truth and falsity membership-values of a defined vague set. However the current paper aimed at dealing with uncertainty in routing protocol of MANET based on its truth, falsity and indeterminacy membership-values, indeterminacy. It is shown that the proposed method provides a precise representation and selection of energy efficient routing protocol when compared to vague sets as shown in Table 6 and 7. In future, the authors will focuses on investigating the energy efficient routes for WANET, FANET, VANET for dynamic environment

**References**

[1] Ankur O.Bang and Prabhakar L. Ramteke, “MANET: History, Challenges and applications”, IJA or IJAI-EM 2.9,2013, pp.249-251.  
 [2] K. Atanassov, “Intuitionistic fuzzy sets: theory and applications”, Physica, New York,1989.  
 [3] S.Broumi, A. Bakali, M. Talea, F. Smarandache, A. Dey, L. H.Son, „Spanning Tree Problem with Neutrosophic Edge Weights”, Procedia Computer Science 127, 2018, pp.190-199.  
 [4] S. Broumi, A. Bakali, M. Talea, F. Smarandache, and L.Vladareanu “Computation of Shortest Path Problem in a Network with SV-Trapezoidal Neutrosophic Numbers”, Proceedings of the 2016 International S. Broumi, M. Talea, A.Bakali, F. Smarandache, P. K. Singh, and M. Mullai, A Neutrosophic Technique Based Efficient Routing Protocol For MANET Based On Its Energy And Distance



- Conference on Advanced Mechatronic Systems, Melbourne, Australia, 2016, pp. 417-422.
- [5] S.Broumi, A. Bakali, M. Talea, F. Smarandache, and L. Vladareanu, "Applying Dijkstra Algorithm for Solving Neutrosophic Shortest Path Problem", Proceedings of the 2016 International Conference on Advanced Mechatronic Systems, Melbourne, Australia, November 30 - December 3, 2016, pp.412-416.
  - [6] S. Broumi, A. Bakali, M. Talea, and F. Smarandache, and P.K.Kishore Kumar, "Shortest Path Problem on Single Valued Neutrosophic Graphs", 2017 International Symposium on Networks, Computers and Communications (ISNCC), 2017, pp. 1-6
  - [7] S. Broumi, A. Bakali, M. Talea, F. Smarandache, and L.Vladareanu, "Shortest Path Problem Under Triangular Fuzzy Neutrosophic Information", 10th International Conference on Software, Knowledge, Information Management & Applications (SKIMA), (2016) pp.169-174.
  - [8] S. Broumi, A. Bakali, M. Talea, F. Smarandache, and M. Ali, "Shortest path problem under bipolar neutrosophic setting", Applied Mechanics and Materials, Vol. 859, 2016, pp.59-66.
  - [9] S. Broumi, M. Talea, A. Bakali, F.Smarandache, "Single valued neutrosophic graphs", Journal of New Theory 10, 2016, pp.86-101.
  - [10] S. Broumi, M.Talea, A. Bakali, F.Smarandache, "On bipolar single valued neutrosophic graphs", Journal of New Theory 11, 2016 ,pp.84-102.
  - [11] S. Broumi, M. Talea, A. Bakali, F.Smarandache, "Interval valued neutrosophic graphs", Critical Review, XII, 2016,pp.5-33.
  - [12] S. Broumi, A. Bakali, M. Talea, and F. Smarandache, "Isolated single valued neutrosophic graphs", Neutrosophic Sets and Systems Vol. 11, 2016,pp.74-78
  - [13] S. Broumi, F. Smarandache, M. Talea, and A.Bakali, "An introduction to bipolar single valued neutrosophic graph theory", Applied Mechanics and Materials 841, 2016, pp.184-191.
  - [14] S. Broumi, M. Talea, F. Smarandache, and A.Bakali, "Single valued neutrosophic graphs: degree, order and size", IEEE International Conference on Fuzzy Systems (FUZZ), 2016,pp.2444-2451.
  - [15] S. Broumi, F. Smarandache, M. Talea and A.Bakali, "Decision-making method based on the interval valued neutrosophic graph", Future Technologie, IEEE, 2016, pp. 44-50.
  - [16] S. Broumi, A.Bakali, M.Talea, F.Smarandache, "An Isolated Bipolar Single-Valued Neutrosophic Graphs", In: Bhateja V., Nguyen B., Nguyen N., Satapathy S., Le DN. (eds) Information Systems Design and Intelligent Applications. Advances in Intelligent Systems and Computing, vol 672. Springer, Singapore, 2018
  - [17] B.G. Buchanan, "New Research on Expert System", Machine Intelligence 10,1982,pp.269-299.
  - [18] S.K.Das, S. Tripathi, "Energy Efficient Routing Protocol for MANET Based on Vague Set Measurement Technique", Procedia Computer Science 58,2015, pp.348-355
  - [19] S.K. Das, S. Tripathi and A.P. Burnawal, "Intelligent Energy Competency Multipath Routing in WANET", ISDAIA. Springer: ,2015,pp.535-543.
  - [20] S.K. Das, S. Tripathi and A.P. Burnawal, "Fuzzy based energy efficient multicast routing for ad-hoc network", CCCAIT-IEEE Conferences. 2015
  - [21] S.K. Das, A. Kumar, B. Das and A.P. Burnwal, "Ethics of Reducing Power Consumption in Wireless Sensor Networks using Soft Computing Technique", IJACR, 3(1), 2013, pp.301-304.
  - [22] S.K. Das, B. Das and A.P. Burnawal, "Intelligent Energy Competency Routing Scheme for Wireless Sensor Network", IJRCAR 2(3): ,2014,pp.79-84.
  - [23] S. Gupta, P.K. Bharti, V. Choudhary, "Fuzzy Logic Based Routing Algorithm for Mobile Ad Hoc Networks", In: Mantri A., Nandi S., Kumar G., Kumar S. (eds) High Performance Architecture and Grid Computing, Communications in Computer and Information Science, vol 169. Springer, Berlin, Heidelberg, 2011
  - [24] M. Henrion , J. S. Breese and E. J.Horvitz, "Decision analysis and expert system", AI magazine 12, 1991, pp.4:64.
  - [25] Khan S, Gani A, Abdul Wahab A.W, Singh P K, "Feature Selection of Denial-of-Service Attacks Using Entropy and Granular Computing", Arabian Journal for Science and Engineering, 43(2): 499-508
  - [26] B. Madhuranjani and E. Rama Devi, "Survey on Mobile Adhoc Networks", International Journal of Computer Systems 02(12),2015) ,pp.576-580
  - [27] P. Mishra, K. Raina Saurabh , B. Singh, "Effective fuzzy-based location-aware routing with adjusting transmission range in MANET", Int. J. of Systems, Control and Communications 7(4),2016,pp.360-379
  - [28] L Raja, 2Capt. Dr. S Santhosh Baboo, "An Overview of MANET: Applications, Attacks and Challenges", International Journal of Computer Science and Mobile Computing, Vol. 3, Issue. 1, January 2014, pg.408 – 417
  - [29] G.Ravi and KR.Kashwan,"A new routing protocol for energy efficient mobile applications for ad hoc network", Comput Electr Eng, ,2015, <http://dx.doi.org/10.1016/j.compeleceng.2015.03.023>
  - [30] P .Shangchao, S.Baolin, "Fuzzy Controllers Based Multipath Routing Algorithm in MANET", Physics Procedia, Volume 24, Part B: ,2012,pp.1178-1185.
  - [31] P.K.Singh, "Cloud data processing using granular based weighted concept lattice and hamming distance", Computing, 2018, <https://doi.org/10.1007/s00607-018-0608-7>.
  - [32] P K. Singh, "hree-way fuzzy concept lattice representation using neutrosophic set", International Journal of Machine Learning and Cybernetics, Springer, 8(1),2017, pp.69-79, doi: 10.1007/s13042-016-0585-0
  - [33] P K. Singh, "Interval-valued neutrosophic graph representation of concept lattice and its  $(\alpha, \beta, \gamma)$ -decomposition", Arabian Journal for Science and Engineering 43(2), 2018,pp.723-740
  - [34] F. Smarandache, "Neutrosophy: Neutrosophic Probability Set and Logic", ProQuest Information & Learning, Ann Arbor, Michigan, USA, 1998,105 p.

- [35] F.Smarandache, "Neutrosophic Overset, Neutrosophic Underset, and Neutrosophic Offset: Similarly for Neutrosophic Over-/Under-/Off- Logic, Probability, and Statistics", Pons Editions Brussels, 2016,170p.
- [36] P.Swati, A.Vishal, "Performance of MANET: A Review", International Journal of Engineering Trends and Technology (IJETT), V9(11), 2014,pp. 544-549
- [37] S.Vijayalakshmi and M. Sweatha, "A Survey on History and Types of Manet", International Journal of Emerging Trends in Science and Technology03(07), 2016,pp.4310-4315.
- [38] H. Wang, F.Smarandache, Y. Zhang and R.Sunderraman, "Single valued neutrosophic sets", Multispace and Multistructure 4,2010,pp.410-413.
- [39] A. J .Yuste, A. Triviño and E. Casilar, "Type-2 fuzzy decision support system to optimize MANET integration into infrastructure-based wireless systems", Expert Systems with Applications, Volume 40, Issue 7(1), 2013, pp.2552-2567.
- [40] L.A.Zadeh, "Fuzzy sets", Information and control 8(3),1965, pp.338-353.
- [41] <http://fs.gallup.unm.edu/NSS/>.
- [42] Florentin Smarandache et al. An Integrated Neutrosophic-TOPSIS Approach and its Application to Personnel Selection: A New Trend in Brain Processing and Analysis, IEEE Access, DOI: 10.1109/ACCESS.2019.2899841
- [43] Abdel-Basset, M., Saleh, M., Gamal, A., & Smarandache, F. (2019). An approach of TOPSIS technique for developing supplier selection with group decision making under type-2 neutrosophic number. Applied Soft Computing.
- [44] Abdel-Baset, M., Chang, V., Gamal, A., & Smarandache, F. (2019). An integrated neutrosophic ANP and VIKOR method for achieving sustainable supplier selection: A case study in importing field. Computers in Industry, 106, 94-110.
- [45] Florentin Smarandache, et al. "A Group Decision Making Framework Based on Neutrosophic TOPSIS Approach for Smart Medical Device Selection." Journal of medical systems43.2 (2019): 38.
- [46] Smarandache, F. et al. (2019). Linear fractional programming based on triangular neutrosophic numbers. International Journal of Applied Management Science, 11(1), 1-20.
- [47] Florentin Smarandache, et al. "A hybrid approach of neutrosophic sets and DEMATEL method for developing supplier selection criteria." Design Automation for Embedded Systems (2018): 1-22.
- [48] Abdel-Basset, M., Mohamed, M., & Smarandache, F. (2018). An extension of neutrosophic AHP-SWOT analysis for strategic planning and decision-making. Symmetry, 10(4), 116.
- [49] Smarandache, F. et al. (2018). A hybrid Neutrosophic multiple criteria group decision making approach for project selection. Cognitive Systems Research.
- [50] Smarandache, F. et al.(2018). A hybrid neutrosophic group ANP-TOPSIS framework for supplier selection problems. Symmetry, 10(6), 226.
- [51] Smarandache, F., et al. "A novel method for solving the fully neutrosophic linear programming problems." Neural Computing and Applications (2018): 1-11.
- [52] Hussian, Abdel-Nasser, et al. Neutrosophic Linear Programming Problems. Infinite Study, 2017.

Received: August 24, 2018, Accepted: January 31, 2019

# Neutrosophic Nano ideal topolgical structure

M. Parimala<sup>1</sup>, M. Karthika<sup>2</sup>, S. Jafari<sup>3</sup>, F. Smarandache<sup>4</sup>, R. Udhayakumar<sup>5\*</sup>

<sup>1</sup>Department of Mathematics, Bannari Amman Institute of Technology, Sathyamangalam-638401, Tamil Nadu, India

E-mail: rishwanthpari@gmail.com

<sup>2</sup>Department of Mathematics, Bannari Amman Institute of Technology, Sathyamangalam-638401, Tamil Nadu, India

E-mail: karthikamuthusamy1991@gmail.com

<sup>3</sup>College of Vestsjaelland South, Herrestraede 11, 4200 Slagelse, Denmark

E-mail: jafaripersia@gmail.com

<sup>4</sup>Mathematics & Science Department, University of New Mexico, 705 Gurley Ave, Gallup, NM 87301, USA

E-mail: fsmarandache@gmail.com

<sup>5</sup>School of Advanced Sciences, Department of Mathematics, VIT, Vellore, TN, India

E-mail: udhayaram\_v@yahoo.co.in

\*Correspondence: Author (udhayaram\_v@yahoo.co.in)

**Abstract:** This paper addressed the concept of Neutrosophic nano ideal topology which is induced by the two literature, they are nano topology and ideal topological spaces. We defined its local function, closed set and also defined and give new dimension to codense ideal by incorporating it to ideal topological structures. we investigate some properties of neutrosophic nano topology with ideal.

**Keywords:** neutrosophic nano ideal, neutrosophic nano local function, topological ideal, neutrosophic nano topological ideal.

## 1 Introduction and Preliminaries

In 1983, K. Atanassov [1] proposed the concept of IFS (intuitionistic fuzzy set) which is a generalization of FS (fuzzy set) [17], where each element has true and false membership degree. Smarandache [15] coined the concept of NS (neutrosophic set) which is new dimension to the sets. Neutrosophic set is classified into three independently related functions namely, membership, indeterminacy function and non-membership function. Lellis Thivagar [8], introduced the new notion of neutrosophic nano topology, which consist of upper, lower approximation and boundary region of a subset of a universal set using an equivalence class on it. There have been wide range of studies on neutrosophic sets, ideals and nano ideals [9, 10, 11, 12, 13, 14]. Kuratowski [7] and Vaidyanathaswamy [16] introduced the new concept in topological spaces, called ideal topological spaces and also local function in ideal topological space was defined by them. Afterwards the properties of ideal topological spaces studied by Hamlett and Jankovic [5, 6].

In this paper, we introduce the new concept of neutrosophic nano ideal topological structures, which is a generalized concept of neutrosophic nano and ideal topological structure. Also defined the codense ideal in neutrosophic nano topological structure.

We recall some relevant basic definitions which are useful for the sequel and in particular, the work of M. L. Thivagar [8], Parimala et al [9], F. Smarandache [15].

**Definition 1.1.** Let  $U$  be universe of discourse and  $R$  be an indiscernibility relation on  $U$ . Then  $U$  is divided into disjoint equivalence classes. The pair  $(U, R)$  is said to be the approximation space. Let  $F$  be a NS in  $U$  with the true  $\mu_F$ , the indeterminacy  $\sigma_F$  and the false function  $\nu_F$ . Then,

- (i) The lower approximation of  $F$  with respect to equivalence class  $R$  is the set denoted by  $\underline{N}(F)$  and defined as follows
 
$$\underline{N}(F) = \left\{ \langle a, \mu_{\underline{R}(F)}(a), \sigma_{\underline{R}(F)}(a), \nu_{\underline{R}(F)}(a) \rangle \mid y \in [a]_R, a \in U \right\}$$
- (ii) The higher approximation of  $F$  with respect to equivalence class  $R$  is the set is denoted by  $\overline{N}(F)$  and defined as follows,  $\overline{N}(F) = \left\{ \langle a, \mu_{\overline{R}(F)}(a), \sigma_{\overline{R}(F)}(a), \nu_{\overline{R}(F)}(a) \rangle \mid y \in [a]_R, a \in U \right\}$
- (iii) The boundary region of  $F$  with respect to equivalence class  $R$  is the set of all objects is denoted by  $B(F)$  and defined by  $B(F) = \overline{N}(F) - \underline{N}(F)$ .

where,

$$\begin{aligned} \mu_{\overline{R}(F)}(a) &= \bigcup_{y_1 \in [a]_R} \mu_F(y_1), & \sigma_{\overline{R}(F)}(a) &= \bigcup_{y_1 \in [a]_R} \sigma_F(y_1), \\ \nu_{\overline{R}(F)}(a) &= \bigcap_{y_1 \in [a]_R} \nu_F(y_1), & \mu_{\underline{R}(F)}(a) &= \bigcap_{y_1 \in [a]_R} \mu_F(y_1), \\ \sigma_{\underline{R}(F)}(a) &= \bigcap_{y_1 \in [a]_R} \sigma_F(y_1), & \nu_{\underline{R}(F)}(a) &= \bigcup_{y_1 \in [a]_R} \nu_F(y_1). \end{aligned}$$

**Definition 1.2.** Let  $U$  be a nonempty set and the neutrosophic sets  $X$  and  $Y$  in the form  $X = \{ \langle a, \mu_X(a), \sigma_X(a), \nu_X(a) \rangle, a \in U \}$ , and  $Y = \{ \langle a, \mu_Y(a), \sigma_Y(a), \nu_Y(a) \rangle, a \in U \}$ . Then the following statements hold:

- (i)  $0_N = \{ \langle a, 0, 0, 1 \rangle, a \in U \}$  and  $1_N = \{ \langle a, 1, 1, 0 \rangle, a \in U \}$ .
- (ii)  $X \subseteq Y$  if and only if  $\mu_X(a) \leq \mu_Y(a), \sigma_X(a) \leq \sigma_Y(a), \nu_X(a) \geq \nu_Y(a)$  for all  $a \in U$ .
- (iii)  $X = Y$  if and only if  $X \subseteq Y$  and  $Y \subseteq X$ .
- (iv)  $X^C = \{ \langle a, \nu_X(a), 1 - \sigma_X(a), \mu_X(a) \rangle, a \in U \}$ .
- (v)  $X \cap Y$  if and only if  $\mu_X(a) \wedge \mu_Y(a), \sigma_X(a) \wedge \sigma_Y(a), \nu_X(a) \vee \nu_Y(a)$  for all  $a \in U$ .
- (vi)  $X \cup Y$  if and only if  $\mu_X(a) \vee \mu_Y(a), \sigma_X(a) \vee \sigma_Y(a), \nu_X(a) \wedge \nu_Y(a)$  for all  $a \in U$ .
- (vii)  $X - Y$  if and only if  $\mu_X(a) \wedge \nu_Y(a), \sigma_X(a) \wedge 1 - \sigma_Y(a), \nu_X(a) \vee \mu_Y(a)$  for all  $a \in U$ .

**Definition 1.3.** Let  $X$  be a non-empty set and  $I$  is a neutrosophic ideal ( $NI$  for short) on  $X$  if

- (i)  $A_1 \in I$  and  $B_1 \subseteq A_1 \Rightarrow B_1 \in I$  [heredity],
- (ii)  $A_1 \in I$  and  $B_1 \in I \Rightarrow A_1 \cup B_1 \in I$  [finite additivity].

## 2 Neutrosophic nano ideal topological spaces

In this section we introduce a new type of local function in neutrosophic nano topological space. Before that we shall consider the following concepts.

Neutrosophic nano ideal topological space(in short NNI) is denoted by  $(U, \tau_N(F), I)$ , where  $(U, \tau_N(F), I)$  is a neutrosophic nano topological space(in short NNT)  $(U, \tau_N(F))$  with an ideal  $I$  on  $U$

**Definition 2.1.** Let  $(U, \tau_N(F), I)$  be a NNI with an ideal  $I$  on  $U$  and  $(\cdot)_N^*$  be a set of operator from  $P(U)$  to  $P(U) \times P(U)$  ( $P(U)$  is the set of all subsets of  $U$ ). For a subset  $X \subseteq U$ , the neutrosophic nano local function  $X_N^*(I, \tau_N(F))$  of  $X$  is the union of all neutrosophic nano points (NNP, for short)  $C(\alpha, \beta, \gamma)$  such that  $X_N^*(I, \tau_N(F)) = \bigvee \{C(\alpha, \beta, \gamma) \in U : X \cap G \notin I \text{ for all } G \in N(C(\alpha, \beta, \gamma))\}$ . We will simply write  $X_N^*$  for  $X_N^*(I, \tau_N(F))$ .

**Example 2.2.** Let  $(U, \tau_N(F))$  be a neutrosophic nano topological space with an ideal  $I$  on  $U$  and for every  $X \subseteq U$ .

- (i) If  $I = \{0_\sim\}$ , then  $X_N^* = \mathcal{N}cl(X)$ ,
- (ii) If  $I = P(U)$ , then  $X_N^* = 0_\sim$ .

**Theorem 2.3.** Let  $(U, \tau_N(F))$  be a NNT with ideals  $I, I'$  on  $U$  and  $X, B$  be subsets of  $U$ . Then

- (i)  $X \subseteq B \Rightarrow X_N^* \subseteq B_N^*$ ,
- (ii)  $I \subseteq I' \Rightarrow X_N^*(I') \subseteq X_N^*(I)$ ,
- (iii)  $X_N^* = \mathcal{N}cl(X_N^*) \subseteq \mathcal{N}cl(X)$  ( $X_N^*$  is a neutrosophic nano closed subset of  $\mathcal{N}cl(X)$ ),
- (iv)  $(X_N^*)_N^* \subseteq X_N^*$ ,
- (v)  $X_N^* \cup B_N^* = (X \cup B)_N^*$ ,
- (vi)  $X_N^* - B_N^* = (X - B)_N^* - B_N^* \subseteq (X - B)_N^*$ ,
- (vii)  $V \in \tau_N(F) \Rightarrow V \cap X_N^* = V \cap (V \cap X)_N^* \subseteq (V \cap X)_N^*$  and
- (viii)  $J \in I \Rightarrow (X \cup J)_N^* = X_N^* = (X - J)_N^*$ .

**Proof.** (i) Let  $X \subseteq B$  and  $a \in X_N^*$ . Assume that  $a \notin B_N^*$ . We have  $G_N \cap B \in I$  for some  $G_N \in G_N(a)$ . Since  $G_N \cap X \subseteq G_N \cap B$  and  $G_N \cap B \in I$ , we obtain  $G_N \cap X \in I$  from the definition of ideal. Thus, we have  $a \notin X_N^*$ . This is a contradiction. Clearly,  $X_N^* \subseteq B_N^*$ .

(ii) Let  $I \subseteq I'$  and  $a \in X_N^*(I')$ . Then we have  $G_N \cap X \notin I'$  for every  $G_N \in G_N(a)$ . By hypothesis, we obtain  $G_N \cap X \notin I$ . So  $a \in X_N^*(I)$ .

(iii) Let  $a \in X_N^*$ . Then for every  $G_N \in G_N(a)$ ,  $G_N \cap X \notin I$ . This implies that  $G_N \cap X \neq 0_\sim$ . Hence

$a \in \mathcal{N}cl(X)$ .

(iv) From (iii),  $(X_{\mathcal{N}}^*)_{\mathcal{N}}^* \subseteq \mathcal{N}cl(X_{\mathcal{N}}^*) = X_{\mathcal{N}}^*$ , since  $X_{\mathcal{N}}^*$  is a neutrosophic nano closed set.

The proofs of the other conditions are also obvious.

**Theorem 2.4.** If  $(U, \tau_{\mathcal{N}}(F), I)$  is a NNT with an ideal  $I$  and  $X \subseteq X_{\mathcal{N}}^*$ , then  $X_{\mathcal{N}}^* = \mathcal{N}cl(X_{\mathcal{N}}^*) = \mathcal{N}cl(X)$ .

**Proof.** For every subset  $X$  of  $U$ , we have  $X_{\mathcal{N}}^* = \mathcal{N}cl(X^*) \subseteq \mathcal{N}cl(X)$ , by Theorem 2.3. (iii)  $X \subseteq X_{\mathcal{N}}^*$  implies that  $\mathcal{N}cl(X) \subseteq \mathcal{N}cl(X_{\mathcal{N}}^*)$  and so  $X_{\mathcal{N}}^* = \mathcal{N}cl(X_{\mathcal{N}}^*) = \mathcal{N}cl(X)$ .

**Definition 2.5.** Let  $(U, \tau_{\mathcal{N}}(F))$  be a NNT with an ideal  $I$  on  $U$ . The set operator  $\mathcal{N}cl^*$  is called a neutrosophic nano\*-closure and is defined as  $\mathcal{N}cl^*(X) = X \cup X_{\mathcal{N}}^*$  for  $X \subseteq a$ .

**Theorem 2.6.** The set operator  $\mathcal{N}cl^*$  satisfies the following conditions:

- (i)  $X \subseteq \mathcal{N}cl^*(X)$ ,
- (ii)  $\mathcal{N}cl^*(0_{\sim}) = 0_{\sim}$  and  $\mathcal{N}cl^*(1_{\sim}) = 1_{\sim}$ ,
- (iii) If  $X \subset B$ , then  $\mathcal{N}cl^*(X) \subseteq \mathcal{N}cl^*(B)$ ,
- (iv)  $\mathcal{N}cl^*(X) \cup \mathcal{N}cl^*(B) = \mathcal{N}cl^*(X \cup B)$ .
- (v)  $\mathcal{N}cl^*(\mathcal{N}cl^*(X)) = \mathcal{N}cl^*(X)$ .

**Proof.** The proofs are clear from Theorem 2.3 and the definition of  $\mathcal{N}cl^*$ .

Now,  $\tau_{\mathcal{N}}(F)^*(I, \tau_{\mathcal{N}}(F)) = \{V \subset U : \mathcal{N}cl^*(U - V) = U - V\}$ .  $\tau_{\mathcal{N}}(F)^*(I, \tau_{\mathcal{N}}(F))$  is called neutrosophic nano\*-topology which is finer than  $\tau_{\mathcal{N}}(F)$  (we simply write  $\tau_{\mathcal{N}}(F)^*$  for  $\tau_{\mathcal{N}}(F)^*(I, \tau_{\mathcal{N}}(F))$ ). The elements of  $\tau_{\mathcal{N}}(F)^*(I, \tau_{\mathcal{N}}(F))$  are called neutrosophic nano\*-open (briefly,  $\mathcal{N}^*$ -open) and the complement of an  $\mathcal{N}^*$ -open set is called neutrosophic nano\*-closed (briefly,  $\mathcal{N}^*$ -closed). Here  $\mathcal{N}cl^*(X)$  and  $\mathcal{N}int^*(X)$  will denote the closure and interior of  $X$  respectively in  $(U, \tau_{\mathcal{N}}(F)^*)$ .

**Remark 2.7.** (i) We know from Example 2.2 that if  $I = \{0_{\sim}\}$  then  $X_{\mathcal{N}}^* = \mathcal{N}cl(X)$ . In this case,  $\mathcal{N}cl^*(X) = \mathcal{N}cl(X)$ .

(ii) If  $(U, \tau_{\mathcal{N}}(F), I)$  is a NNI with  $I = \{0_{\sim}\}$ , then  $\tau_{\mathcal{N}}(F)^* = \tau_{\mathcal{N}}(F)$ .

**Definition 2.8.** A basis  $\beta(I, \tau_{\mathcal{N}}(F))$  for  $\tau_{\mathcal{N}}(F)^*$  can be described as follows:

$$\beta(I, \tau_{\mathcal{N}}(F)) = \{X - B : X \in \tau_{\mathcal{N}}(F), B \in I\}.$$

**Theorem 2.9.** Let  $(U, \tau_{\mathcal{N}}(F))$  be a NNT and  $I$  be an ideal on  $U$ . Then  $\beta(I, \tau_{\mathcal{N}}(F))$  is a basis for  $\tau_{\mathcal{N}}(F)^*$ .

**Proof.** We have to show that for a given space  $(U, \tau_{\mathcal{N}}(F))$  and an ideal  $I$  on  $U$ ,  $\beta(I, \tau_{\mathcal{N}}(F))$  is a basis for  $\tau_{\mathcal{N}}(F)^*$ . If  $\beta(I, \tau_{\mathcal{N}}(F))$  is itself a neutrosophic nano topology, then we have  $\beta(I, \tau_{\mathcal{N}}(F)) = \tau_{\mathcal{N}}(F)^*$  and all the open sets of  $\tau_{\mathcal{N}}(F)^*$  are of simple form  $X - B$  where  $X \in \tau_{\mathcal{N}}(F)$  and  $B \in I$ .

**Theorem 2.10.** Let  $(U, \tau_{\mathcal{N}}(F), I)$  be a NNT with an ideal  $I$  on  $U$  and  $X \subseteq U$ . If  $X \subseteq X_{\mathcal{N}}^*$ , then

- (i)  $\mathcal{N}cl(X) = \mathcal{N}cl^*(X)$ ,
- (ii)  $\mathcal{N}int(U - X) = \mathcal{N}int^*(U - X)$ .

**Proof.** (i) Follows immediately from Theorem 2.4.

(ii) If  $X \subseteq X_{\mathcal{N}}^*$ , then  $\mathcal{N}cl(X) = \mathcal{N}cl^*(X)$  by (i) and so  $U - \mathcal{N}cl(X) = U - \mathcal{N}cl^*(X)$ . Therefore,  $\mathcal{N}int(U - X) = \mathcal{N}int^*(U - X)$ .

**Theorem 2.11.** Let  $(U, \tau_N(F), I)$  be a NNT with an ideal  $I$  on  $U$  and  $X \subseteq X$ . If  $X \subseteq X_N^*$ , then  $X_N^* = \mathcal{N}cl(X_N^*) = n-cl(X) = \mathcal{N}cl^*(X)$ .

**Definition 2.12.** A subset  $A$  of a neutrosophic nano ideal topological space  $(U, \tau_N(F), I)$  is  $\mathcal{N}^*$ -dense in itself (resp.  $\mathcal{N}^*$ -perfect) if  $X \subseteq X_N^*$  (resp.  $X = X_N^*$ ).

**Remark 2.13.** A subset  $X$  of a neutrosophic nano ideal topological space  $(U, \tau_N(F), I)$  is  $\mathcal{N}^*$ -closed if and only if  $X_N^* \subseteq X$ .

For the relationship related to several sets defined in this paper, we have the following implication:

$$\mathcal{N}^*\text{-dense in itself} \Leftarrow \mathcal{N}^*\text{-perfect} \Rightarrow \mathcal{N}^*\text{-closed}$$

The converse implication are not satisfied as the following shows.

**Example 2.14.** Let  $U$  be the universe,  $X = \{P_1, P_2, P_3, P_4, P_5\} \subset U$ ,  $U/R = \{\{P_1, P_2\}, \{P_3\}, \{P_4, P_5\}\}$  and  $\tau_N(F) = \{1_\sim, 0_\sim, \overline{N}, \underline{N}, B\}$  and the ideal  $I = 0_\sim, 1_\sim$ . For  $X = \{< P_1, (.5, .4, .7) >, < P_2, (.6, .4, .5) >, < P_3, (.4, .5, .4) >, < P_4, (.7, .3, .4) >, < P_5, (.8, .5, .2) >\}$ ,  $\underline{N}(X) = \{\frac{P_1, P_2}{.5, .4, .7}, \frac{P_3}{.4, .5, .4}, \frac{P_4, P_5}{.7, .3, .4}\}$ ,  $\overline{N}(X) = \{\frac{P_1, P_2}{.6, .4, .5}, \frac{P_3}{.4, .5, .4}, \frac{P_4, P_5}{.8, .5, .2}\}$ ,  $B(X) = \{\frac{P_1, P_2}{.6, .4, .5}, \frac{P_3}{.4, .5, .4}, \frac{P_4, P_5}{.4, .3, .7}\}$ . If  $I = 0_\sim$  then  $X_N^* = Ncl(a)$ . Thus  $X \subseteq X_N^*$ . Hence  $X$  is  $\mathcal{N}^*$ -dense but not  $\mathcal{N}^*$ -perfect. If  $I = 1_\sim$  then  $X_N^* = 0_\sim$ . Thus  $X \supseteq X_N^*$ . Hence  $X_N^*$  is  $\mathcal{N}^*$ -closed but not  $\mathcal{N}^*$ -perfect.

**Lemma 2.15.** Let  $(U, \tau_N(F), I)$  be a NNI and  $X \subseteq U$ . If  $X$  is  $\mathcal{N}^*$ -dense in itself, then  $X_N^* = \mathcal{N}cl(X_N^*) = \mathcal{N}cl(X) = \mathcal{N}cl^*(X)$ .

**Proof.** Let  $X$  be  $\mathcal{N}^*$ -dense in itself. Then we have  $X \subseteq X_N^*$  and using Theorem 2.11 we get  $X_N^* = \mathcal{N}cl(X_N^*) = \mathcal{N}cl(X) = \mathcal{N}cl^*(X)$ .

**Lemma 2.16.** If  $(U, \tau_N(F), I)$  is a NNT with an ideal  $I$  and  $X \subseteq U$ , then  $X_N^*(I, \tau_N(F)) = X_N^*(I, \tau_N(F)^*)$  and hence  $\tau_N(F)^* = \tau_N(F)^{**}$ .

### 3 $\tau_N(F)$ -codense ideal

In this section we incorporated codense ideal [5] in ideal topological space and introduce similar concept in neutrosophic nano ideal topological spaces.

**Definition 3.1.** An ideal  $I$  in a space  $(U, \tau_N(F), I)$  is called  $\tau_N(F)$ -codense ideal if  $\tau_N(F) \cap I = \{0_\sim\}$ . Following theorems are related to  $\tau_N(F)$ -codense ideal.

**Theorem 3.2.** Let  $(U, \tau_N(F), I)$  be an NNI and  $I$  is  $\tau_N(F)$ -codense with  $\tau_N(F)$ . Then  $U = U_N^*$ .

**Proof.** It is obvious that  $U_N^* \subseteq U$ . For converse, suppose  $a \in U$  but  $a \notin U_N^*$ . Then there exists  $G_x \in \tau_N(F)(a)$  such that  $G_x \cap U \in I$ . That is  $G_x \in I$ , a contradiction to the fact that  $\tau_N(F) \cap I = \{0_\sim\}$ . Hence  $U = U_N^*$ .

**Theorem 3.3.** Let  $(U, \tau_N(F), I)$  be a NNI. Then the following conditions are equivalent:

- (i)  $U = U_N^*$ .

- (ii)  $\tau_{\mathcal{N}}(F) \cap I = \{0_{\sim}\}$ .
- (iii) If  $J \in I$ , then  $\mathcal{N}int(J) = 0_{\sim}$ .
- (iv) For every  $X \in \tau_{\mathcal{N}}(F)$ ,  $X \subseteq X_{\mathcal{N}}^*$ .

**Proof.** By Lemma 2.16, we may replace ' $\tau_{\mathcal{N}}(F)$ ' by ' $\tau_{\mathcal{N}}(F)^*$ ' in (ii), ' $\mathcal{N}int(J) = 0_{\sim}$ ' by ' $\mathcal{N}int^*(J) = 0_{\sim}$ ' in (iii) and ' $X \in \tau_{\mathcal{N}}(F)$ ' by ' $X \in \tau_{\mathcal{N}}(F)^*$ ' in (iv).

## 4 Conclusions

this paper, we introduced the notion of neutrosophic nano ideal topological structures and investigated some relations over neutrosophic nano topology and neutrosophic nano ideal topological structures and studied some of its basic properties. In future, it motivates to apply this concepts in graph structures.

## References

- [1] K. T. Atanassov Intuitionistic fuzzy sets, Fuzzy sets and systems, 20(1), (1986), 87-96.
- [2] M. E. Abd El-Monsef, E. F. Lashien and A. A. Nasef On I-open sets and I-continuous functions. Kyungpook Math. J., 32, (1992), 21-30.
- [3] T.R. Hamlett and D. Jankovic Ideals in topological spaces and the set operator  $\psi$ , Bull. U.M.I., 7( 4-B), (1990), 863-874.
- [4] E. Hayashi Topologies defined by local properties, Math. Ann., 156(3), (1964), 205 - 215.
- [5] D. Jankovic and T. R. Hamlett Compatible extensions of ideals, Boll. Un. Mat. Ital., B(7)6, (1992), 453-465.
- [6] D. Jankovic and T. R. Hamlett New Topologies from old via Ideals, Amer. Math. Monthly, 97(4), (1990), 295 - 310.
- [7] K. Kuratowski Topology, Vol. I, Academic Press (New York, 1966).
- [8] M. Lellis Thivagar, S. Jafari, V. Sutha Devi, V. Antonyamy A novel approach to nano topology via neutrosophic sets, Neutrosophic Sets and Systems, 20, (2018),86-94.
- [9] M. Parimala and R. Perumal Weaker form of open sets in nano ideal topological spaces, Global Journal of Pure and Applied Mathematics, 12(1), (2016), 302-305.
- [10] M.Parimala, R.Jeevitha and A.Selvakumar. A New Type of Weakly Closed Set in Ideal Topological Spaces, International Journal of Mathematics and its Applications, 5(4-C), (2017), 301-312.
- [11] M. Parimala, S. Jafari, and S. Murali Nano Ideal Generalized Closed Sets in Nano Ideal Topological Spaces, Annales Univ. Sci. Budapest., 60, (2017), 3-11.
- [12] M. Parimala, M. Karthika, R. Dhavaseelan, S. Jafari. On neutrosophic supra pre-continuous functions in neutrosophic topological spaces, New Trends in Neutrosophic Theory and Applications , 2, (2018), 371-383.
- [13] M. Parimala, M. Karthika, S. Jafari, F. Smarandache and R. Udhayakumar Decision-Making via Neutrosophic Support Soft Topological Space, Symmetry, 10(6), (2018), 217, 1-10.



- [14] M. Parimala, F. Smarandache, S. Jafari and R. Udhayakumar On Neutrosophic  $\alpha\psi$ -Closed Sets, Information, 9, (2018), 103, 1-7 .
- [15] F. Smarandache A Unifying Field in Logics. Neutrosophic Logic: Neutrosophy, Neutrosophic Set, Neutrosophic Probability, Rehoboth: American Research Press. (1999).
- [16] R. Vaidyanathaswamy The localization theory in set topology, Proc. Indian Acad. Sci., 20(1), (1944), 51 - 61.
- [17] L. A. Zadeh Fuzzy sets, Information and Control 8(1965), 338-353 .

Received: January 02, 2019.

Accepted: February 28, 2019.



# Constant single valued neutrosophic graphs with applications

Naeem Jan<sup>a</sup>, Lemnaouar Zedam<sup>b</sup>, Tahir Mahmood<sup>c</sup>, Kifayat Ullah<sup>d</sup>, Said Broumi<sup>e</sup>, Florentin Smarandache<sup>f</sup>

<sup>a,c,d</sup>Department of Mathematics and Statistic, International Islamic University Islamabad, Pakistan . E-mail: naeem.phdma73@iiu.edu.pk

<sup>b</sup>Laboratory of Pure and Applied Mathematics, Department of Mathematics, Med Boudiaf University of Msila P. O. Box 166 Ichbilia, Msila 28000, Algeria . E-mail: lzedam@gmail.com

<sup>e</sup>Laboratory of Information Processing, Faculty of Science Ben M'Sik, University Hassan II, B.P 7955, Sidi Othman, Casablanca, Morocco. E-mail: broumisaid78@gmail.com

<sup>f</sup>Department of Mathematics, University of New Mexico, 705 Gurley Avenue, Gallup, NM 87301, USA. E-mail: fsmarandache@gmail.com

**Abstract.** In this paper, we introduced a new concept of single valued neutrosophic graph (SVNG) known as constant single valued neutrosophic graph (CSVNG). Basically, SVNG is a generalization of intuitionistic fuzzy graph (IFG). More specifically, we described and explored some graph theoretic ideas related to the introduced concepts of CSVNG. An application of CSVNG in a Wi-Fi network system is discussed and a comparison of CSVNG with constant IFG is established showing the worth of the proposed work. Further, several terms like constant function and totally constant function are investigated in the frame-work of CSVNG and their characteristics are studied.

**Keywords.** Single valued neutrosophic graph. Constant single valued neutrosophic graph; constant function; totally constant function; Wi-Fi network.

## 1. Introduction

Dealing with uncertain situations and insufficient information requires some high potential mathematical tools. Graph theory is one of the mathematical tools which effectively deals with large data. If there are some of uncertainty factors, then fuzzy graph is the appropriate tool to be used. In addition to its ability of handling large data, graph theory has a special interest as it can be applied in several important areas including management sciences [19], social sciences [17], computer and information sciences [41], communication networks [18], description of group structures [39], database theory [26] and economics [25].

The concept of fuzzy set (FS) proposed by Zadeh [46] is among the famous tools dealing with uncertain situations and insufficient information. After, Kaufmann [20] introduced the notion of fuzzy graph. A comprehensive study on fuzzy graphs is done by Rosenfeld [40] in which he shown some of their basic properties. The work in the field of graph theory is exemplary during the past decades as its concepts are applied in many real-life problems such as cluster analysis [14,6,45,30], slicing [30], for solving fuzzy intersecting equations [31,29], in some theory of data base [26], in networking problems [27], in the structure of a group [43, 32], in chemistry [44], in air trafficking [35], in the control of traffic [34] etc. The worth of FG lies in its capability of handling with uncertainties and it has done so far better but Atanassov [1] proposed that FSs only deals with one sided uncertainties which is not enough as human nature isn't limited to only yes type or no type problems. Hence the logic of intuitionistic fuzzy set (IFS) have been developed sufficient to deal with uncertainties of both yes and no types. Atanassov's IFS gave rise to the theory of IFG proposed by Parvathi and Karunambigai [36]. The structure of IFG is advanced and is applied successfully social networks [13], clustering [23], radio coverage network [21] and shortest path problems [32] etc. Furthermore, Parvathi et al [36-28] did some work on constant IFGs and operations of IFGs. The concept of intuitionistic fuzzy hypergraphs (IFHG) was proposed by Parvathi et al. [37] which were applied in real life problems by Akram and Wieslaw [3]. Nagoor Gani and Shajitha [15] wrote about degree, order and size for IFG in 2010. Akram and Davvaz [2] gave the concept of strong IFG.

Smarandache in 1995 develop the neutrosophic logic which give rise to a novel theory of neutrosophic set (NS) [42] which give rise to the development of single/double and triple valued NSs [16,22,24]. Broumi et al initiated the concept of single-valued neutrosophic graph (SVNG) [7]. Work on the operations of SVNG can be found in [5]. Note on the degree, order and size of SVNG is present in [8]. Recently, Broumi et al [47] introduced a single-valued neutrosophic techniques for analysis of WIFI connection. The hypergraph i.e. single-valued neutrosophic hyper graph is introduced in [4]. Neutrosophic sets and graphs have been widely studied in recent decades. Various

real life applications are discussed using neutrosophic techniques. For development in neutrosophic sets and graphs and their applications, one is refer to [9-12, 48-67,68-71].

In this paper, we introduced the concept of CSVNG and investigated some graph theoretic ideas related to this introduced concept. An application of CSVNG in a Wi-Fi network system is discussed and a comparison of CSVNG with constant IFG is established in order to show the worth of the proposed concept.

The rest of the paper is organized as follows. In Section 2, we recalled the necessary basic concepts and properties of IFG, CIFG and SVNG. In section 3, the concept of CSVNG is described and some related graph theoretic ideas are explored. In Section 4, we discussed the characteristic of CSVNGs, while section 5 deals with an application of CSVNGs in Wi-Fi network system. Finally, advantages and concluding remarks are discussed.

## 2 Preliminaries

This section is basically about some very basic definitions. The concepts of IFG, CIFG and SVNG are discussed and explained with the help of some examples. For undefined terms and notions, we refer to [5, 8, 35, 36].

**Definition 1 [36].** A Pair  $G = (\tilde{V}, \tilde{E})$  is said to be *IFG* if

- (i)  $\tilde{V} = \{\tilde{v}_1, \tilde{v}_2, \tilde{v}_3, \dots, \tilde{v}_n\}$  are the set of vertices such that  $\tilde{T}_1: \tilde{V} \rightarrow [0, 1]$  and  $F_1: \tilde{V} \rightarrow [0, 1]$  represents the degree of membership and non-membership of the element  $\tilde{v}_i \in \tilde{V}$  respectively with a condition that  $0 \leq \tilde{T}_1(\tilde{v}_i) + F_1(\tilde{v}_i) \leq 1$  for all  $\tilde{v}_i \in \tilde{V}$ , ( $i \in I$ ).
- (ii)  $\tilde{E} \subseteq \tilde{V} \times \tilde{V}$  where  $\tilde{T}_2: \tilde{V} \times \tilde{V} \rightarrow [0, 1]$  and  $F_2: \tilde{V} \times \tilde{V} \rightarrow [0, 1]$  represents the degree of membership and non-membership of the element  $(\tilde{v}_i, \tilde{v}_j) \in \tilde{E}$  such that  $\tilde{T}_2(\tilde{v}_i, \tilde{v}_j) \leq \min\{\tilde{T}_1(\tilde{v}_i), \tilde{T}_1(\tilde{v}_j)\}$  and  $F_2(\tilde{v}_i, \tilde{v}_j) \leq \max\{F_1(\tilde{v}_i), F_1(\tilde{v}_j)\}$  with a condition  $0 \leq \tilde{T}_2(\tilde{v}_i, \tilde{v}_j) + F_2(\tilde{v}_i, \tilde{v}_j) \leq 1$  for all  $(\tilde{v}_i, \tilde{v}_j) \in \tilde{E}$  ( $i \in I$ ).

**Example 1.** Let  $G = (\tilde{V}, \tilde{E})$  be an IFG where  $\tilde{V} = \{\tilde{v}_1, \tilde{v}_2, \tilde{v}_3\}$  be the set of vertices and  $\tilde{E} = \{\tilde{v}_1\tilde{v}_2, \tilde{v}_1\tilde{v}_3, \tilde{v}_2\tilde{v}_3\}$  be the set of edges. Then

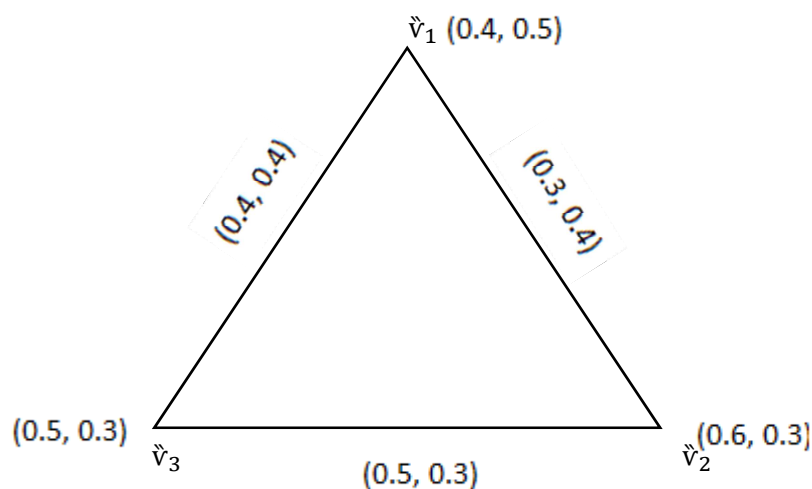


Figure 1 (IFG)

**Definition 2 [28].** A pair  $G = (\tilde{V}, \tilde{E})$  is said to be Constant-IFG of degree  $(k_i, k_j)$  or  $(k_i, k_j)$ -IFG. If

$$d_T(\tilde{v}_i) = k_i, d(F) = k_j \forall \tilde{v}_i, \tilde{v}_j \in \tilde{V}.$$

**Example 2.** Let  $G = (\tilde{V}, \tilde{E})$  be an IFG where  $\tilde{V} = \{\tilde{v}_1, \tilde{v}_2, \tilde{v}_3, \tilde{v}_4\}$  be the set of vertices and  $\tilde{E} = \{\tilde{v}_1\tilde{v}_2, \tilde{v}_2\tilde{v}_3, \tilde{v}_3\tilde{v}_4, \tilde{v}_4\tilde{v}_1\}$  be the set of edges. Then




Figure 2 (Constant-IFG of degree  $(k_i, k_j)$ )

The degree of  $\check{v}_1, \check{v}_2, \check{v}_3, \check{v}_4$  is  $(0.5, 1.0)$ .

**Definition 3 [7].** A pair  $G = (\check{V}, \check{E})$  is said to be as *SVNG* if

- (i)  $\check{V} = \{\check{v}_1, \check{v}_2, \check{v}_3, \dots, \check{v}_n\}$  are the set of vertices such that  $\check{T}_1: \check{V} \rightarrow [0, 1]$ ,  $\check{I}_1: \check{V} \rightarrow [0, 1]$  and  $\check{F}_1: \check{V} \rightarrow [0, 1]$  denote the degree of membership, indeterminacy and non-membership of the element  $\check{v}_i \in \check{V}$  respectively with a condition that  $0 \leq \check{T}_1 + \check{I}_1 + \check{F}_1 \leq 3$  for all  $\check{v}_i \in \check{V}$ ,  $(i \in I)$ .
- (ii)  $\check{E} \subseteq \check{V} \times \check{V}$  where  $\check{T}_2: \check{V} \times \check{V} \rightarrow [0, 1]$ ,  $\check{I}_2: \check{V} \times \check{V} \rightarrow [0, 1]$  and  $\check{F}_2: \check{V} \times \check{V} \rightarrow [0, 1]$  denote the degree of membership, abstinance and non-membership of the element  $(\check{v}_i, \check{v}_j) \in \check{E}$  such that  $\check{T}_2(\check{v}_i, \check{v}_j) \leq \min\{\check{T}_2(\check{v}_i), \check{T}_2(\check{v}_j)\}$ ,  $\check{I}_2(\check{v}_i, \check{v}_j) \geq \max\{\check{I}_2(\check{v}_i), \check{I}_2(\check{v}_j)\}$  and  $\check{F}_2(\check{v}_i, \check{v}_j) \geq \max\{\check{F}_2(\check{v}_i), \check{F}_2(\check{v}_j)\}$  with a condition  $0 \leq \check{T}_2(\check{v}_i, \check{v}_j) + \check{I}_2(\check{v}_i, \check{v}_j) + \check{F}_2(\check{v}_i, \check{v}_j) \leq 3$  for all  $(\check{v}_i, \check{v}_j) \in \check{E}$ ,  $(i \in I)$ .

**Example 3.** Let  $G = (\check{V}, \check{E})$  be a *SVNG* where  $\check{V} = \{\check{v}_1, \check{v}_2, \check{v}_3, \check{v}_4\}$  be the set of vertices and  $\check{E} = \{\check{v}_1\check{v}_2, \check{v}_2\check{v}_3, \check{v}_3\check{v}_4, \check{v}_4\check{v}_1\}$  be the set of edges. Then




Figure 3 .SVNG

### 3 Constant single valued neutrosophic graph

In this section, the concept of CSVNG is introduced and supported with some examples. We discussed some related terms like completeness, total degree and constant function and exemplified them. Some results are also studied related to completeness and constant functions.

**Definition 4.** A pair  $G = (\tilde{V}, \tilde{E})$  is said to be constant-SVNG of degree  $(k_i, k_j, k_k)$  or  $(k_i, k_j, k_k) - SVNG$ . If  $d_T(\tilde{v}_i) = k_i, d_I(\tilde{v}_j) = k_j,$  and  $d_F(\tilde{v}_k) = k_k \forall \tilde{v}_i, \tilde{v}_j, \tilde{v}_k \in \tilde{V}$ .

**Example 4.** Let  $G = (\tilde{V}, \tilde{E})$  be a SVNG where  $\tilde{V} = \{\tilde{v}_1, \tilde{v}_2, \tilde{v}_3, \tilde{v}_4\}$  be the set of vertices and  $\tilde{E} = \{\tilde{v}_1\tilde{v}_2, \tilde{v}_2\tilde{v}_3, \tilde{v}_3\tilde{v}_4, \tilde{v}_4\tilde{v}_1\}$  be the set of edges. Then CSVNG is shown in the below figure 4.




Figure 4 (Constant-SVNG of degree  $(k_i, k_j, k_k)$ )

The degree of  $\tilde{v}_1, \tilde{v}_2, \tilde{v}_3, \tilde{v}_4$  is  $(0.9, 1.3, 1.6)$ .

**Remark 1.** A complete SVNG may not be a constant-SVNG.

**Example 5.** Consider a graph  $G = (\tilde{V}, \tilde{E})$  where  $\tilde{V} = \{\tilde{v}_1, \tilde{v}_2, \tilde{v}_3, \tilde{v}_4\}$  be the set of vertices and  $\tilde{E} = \{\tilde{v}_1\tilde{v}_2, \tilde{v}_2\tilde{v}_3, \tilde{v}_2\tilde{v}_4, \tilde{v}_1\tilde{v}_3, \tilde{v}_3\tilde{v}_4, \tilde{v}_4\tilde{v}_1\}$  be the set of edges. Then

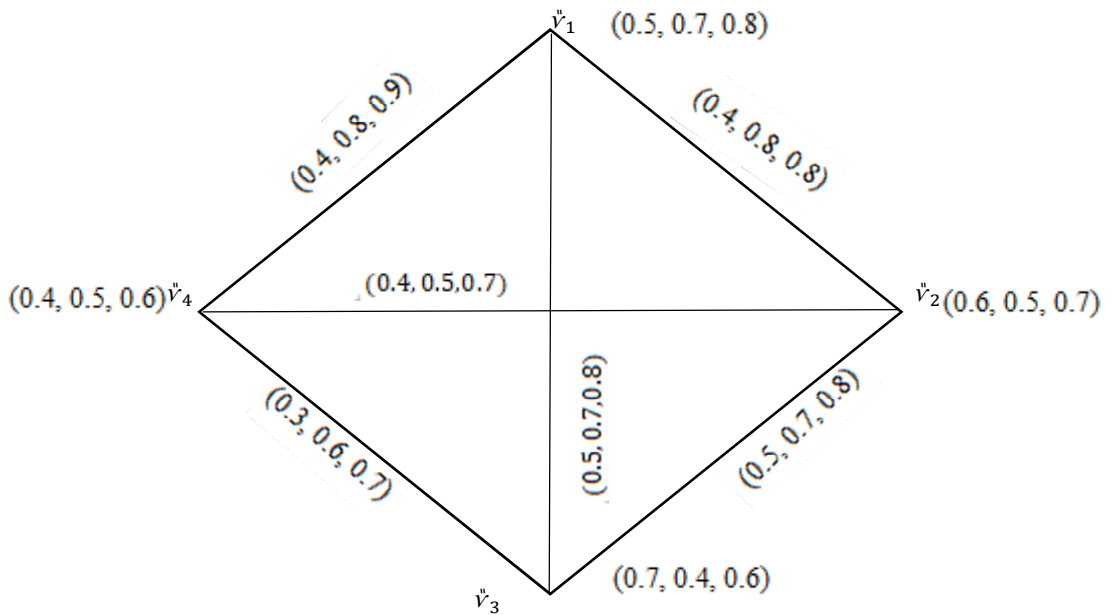


Figure 5 ( $G$  is complete but not Constant-SVNG)

**Definition 5.** The total degree of a vertex  $\check{v}$  in aSVNG is defined as

$$td(\check{v}) = \left[ \sum_{\check{v}\check{e}\in\check{E}} d_{\check{T}_2}(\check{v}) + \check{T}_1(\check{v}), \sum_{\check{v}\check{e}\in\check{E}} d_{\check{I}_2}(\check{v}) + \check{I}_1(\check{v}), \sum_{\check{v}\check{e}\in\check{E}} d_{\check{F}_2}(\check{v}) + \check{F}_1(\check{v}) \right]$$

If every vertex has the same total degree, then it is called SVNG of total degree or totally constant SVNG.

**Example 6.** Consider a graph  $G = (\check{V}, \check{E})$  where  $\check{V} = \{\check{v}_1, \check{v}_2, \check{v}_3, \check{v}_4\}$  be the set of vertices and  $\check{E} = \{\check{v}_1\check{v}_2, \check{v}_2\check{v}_3, \check{v}_3\check{v}_4, \check{v}_4\check{v}_1\}$  be the set of edges. Then




Figure 6 (SVNG)

Constant SVNG of total degree (1.6, 1.8, 1.7).

**Theorem 1.** If  $G$  be a SVNG. Then  $(\check{T}_1, \check{I}_1, \check{F}_1)$  is a constant function iff the following are equivalent.

- (i)  $G$  is a constant SVNG.
- (ii)  $G$  is a totally constant SVNG.

**Proof** Let  $(\check{T}_1, \check{I}_1, \check{F}_1)$  be a constant function and  $\check{T}_1(\check{v}) = \check{c}_1, \check{I}_1(\check{v}) = \check{c}_2,$  and  $\check{F}_1(\check{v}) = \check{c}_3$  for all  $\check{v}_i \in \check{V}$ . Where  $\check{c}_1, \check{c}_2$  and  $\check{c}_3$  are constants. Suppose that  $G$  is a  $(k_i, k_j, k_k)$ -CSVNG. Then  $d_{\check{T}}(\check{v}_i) = k_1, d_{\check{I}}(\check{v}_i) = k_2$  and  $d_{\check{F}}(\check{v}_i) = k_3$  for all  $\check{v}_i \in \check{V}$ . Therefore,  $td_{\check{T}}(\check{v}_i) = d_{\check{T}}(\check{v}_i) + \check{T}_1(\check{v}_i), td_{\check{I}}(\check{v}_i) = d_{\check{I}}(\check{v}_i) + \check{I}_1(\check{v}_i)$  and  $td_{\check{F}}(\check{v}_i) = d_{\check{F}}(\check{v}_i) + \check{F}_1(\check{v}_i)$  for all  $\check{v}_i \in \check{V}, td_{\check{T}}(\check{v}_i) = k_1 + \check{c}_1, td_{\check{I}}(\check{v}_i) = k_2 + \check{c}_2$  and  $td_{\check{F}}(\check{v}_i) = k_3 + \check{c}_3$  for all  $\check{v}_i \in \check{V}$ . Hence  $G$  is a totally constant SVNG.

Now, Assume that  $G$  is a  $(\check{T}_1, \check{I}_1, \check{F}_1)$ -totally constant SVNG. Then  $td_{\check{T}}(\check{v}_i) = r_1, td_{\check{I}}(\check{v}_i) = r_2$  and  $td_{\check{F}}(\check{v}_i) = r_3$  for all  $\check{v}_i \in \check{V}$ .  $d_{\check{T}}(\check{v}_i) + \check{T}_1(\check{v}_i) = r_1, d_{\check{T}}(\check{v}_i) + \check{c}_1 = r_1, d_{\check{T}}(\check{v}_i) = r_1 - \check{c}_1,$  similarly  $d_{\check{I}}(\check{v}_i) + \check{I}_1(\check{v}_i) = r_2, d_{\check{I}}(\check{v}_i) = r_2 - \check{c}_2$  and  $d_{\check{F}}(\check{v}_i) + \check{F}_1(\check{v}_i) = r_3, d_{\check{F}}(\check{v}_i) = r_3 - \check{c}_3$ . Therefore,  $G$  is a constant SVNG. Hence (i) and (ii) are equivalent.

Conversely, assume that (i) and (ii) are equivalent That is  $G$  is a constant SVNG iff  $G$  is a totally constant SVNG. Assume  $(\check{T}_1, \check{I}_1, \check{F}_1)$  is not a constant function. Then  $\check{T}_1(\check{v}_1) \neq \check{T}_1(\check{v}_2), \check{I}_1(\check{v}_1) \neq \check{I}_1(\check{v}_2)$  and  $\check{F}_1(\check{v}_1) \neq \check{F}_1(\check{v}_2)$  for at least one pair of vertices  $\check{v}_1, \check{v}_2 \in \check{V}$ . Consider  $G$  be a  $(k_i, k_j, k_k)$ -SVNG. Then,  $\check{T}_1(\check{v}_1) = \check{T}_1(\check{v}_2) = k_1, \check{I}_1(\check{v}_1) = \check{I}_1(\check{v}_2) = k_2$  and  $\check{F}_1(\check{v}_1) = \check{F}_1(\check{v}_2) = k_3$ . So,  $td_{\check{T}}(\check{v}_1) = d_{\check{T}}(\check{v}_1) + \check{T}_1(\check{v}_1) = k_1 + \check{T}_1(\check{v}_1),$  and  $td_{\check{T}}(\check{v}_2) = k_1 + \check{T}_1(\check{v}_2)$ . Similarly,  $td_{\check{I}}(\check{v}_1) = k_2 + \check{I}_1(\check{v}_1), td_{\check{I}}(\check{v}_2) = k_2 + \check{I}_1(\check{v}_2)$  and  $td_{\check{F}}(\check{v}_1) = k_3 + \check{F}_1(\check{v}_1), td_{\check{F}}(\check{v}_2) = k_3 + \check{F}_1(\check{v}_2)$ . Since  $\check{T}_1(\check{v}_1) \neq \check{T}_1(\check{v}_2), \check{I}_1(\check{v}_1) \neq \check{I}_1(\check{v}_2)$  and  $\check{F}_1(\check{v}_1) \neq \check{F}_1(\check{v}_2)$ . We have  $td_{\check{T}}(\check{v}_1) \neq td_{\check{T}}(\check{v}_2), td_{\check{I}}(\check{v}_1) \neq td_{\check{I}}(\check{v}_2)$  and  $td_{\check{F}}(\check{v}_1) \neq td_{\check{F}}(\check{v}_2)$ . Therefore,  $G$  is not totally constant SVNG which is contradiction to our supposition.

Now, consider  $G$  be a totally constant SVNG. Then,  $td_{\check{T}}(\check{v}_1) = td_{\check{T}}(\check{v}_2), d_{\check{T}}(\check{v}_1) + \check{T}(\check{v}_1) = d_{\check{T}}(\check{v}_2) + \check{T}(\check{v}_2), d_{\check{T}}(\check{v}_1) - d_{\check{T}}(\check{v}_2) = \check{T}(\check{v}_2) - \check{T}(\check{v}_1)$  (i.e.  $\neq 0$ )  $d_{\check{T}}(\check{v}_1) \neq d_{\check{T}}(\check{v}_2)$ . Similarly  $d_{\check{I}}(\check{v}_1) \neq d_{\check{I}}(\check{v}_2)$  and  $d_{\check{F}}(\check{v}_1) \neq d_{\check{F}}(\check{v}_2)$ .  $G$  is not constant which is contradiction to our assumption. Hence  $(\check{T}_1, \check{I}_1, \check{F}_1)$  is constant function.

**Example 7.** Consider a graph  $G = (\check{V}, \check{E})$  where  $\check{V} = \{\check{v}_1, \check{v}_2, \check{v}_3, \check{v}_4\}$  be the set of vertices and  $\check{E} = \{\check{v}_1\check{v}_2, \check{v}_2\check{v}_3, \check{v}_3\check{v}_4, \check{v}_4\check{v}_1\}$  be the set of edges. Then




Figure 7. SVNG

$(\hat{T}_1, \hat{I}_1, F_1)$  is a constant function, then  $G$  is constant and totally constant.

**Theorem 2.** Let  $G$  is constant and totally constant then  $(\hat{T}_1, \hat{I}_1, F_1)$  is a constant function.

**Proof.** Assume that  $G$  be a  $(k_i, k_j, k_k)$  –constant and  $(r_1, r_2, r_3)$  –totally constant SVNG. Therefore,  $d_T(v_1) = k_1, d_I(v_1) = k_2$  and  $d_F(v_1) = k_3$  for  $v_1 \in \check{V}$  and  $td_T(v_1) = r_1, td_I(v_1) = r_2$  and  $td_F(v_1) = r_3$  for all  $v \in \check{V}$ .  $\hat{T}_1(v) + k_1 = r_1$  for all  $v \in \check{V}$ .  $\hat{T}_1(v) = r_1 - k_1$ , for all  $v \in \check{V}$ . Hence  $\hat{T}_1(v_1)$  is a constant function. Similarly  $\hat{I}_1(v) = r_2 - k_2$  and  $F_1(v) = r_3 - k_3$  for all  $v \in \check{V}$ .

**Remark 2.** Converse of the above theorem 2 is not true.

**Example 8.** Consider a graph  $G = (\check{V}, \check{E})$  where  $\check{V} = \{v_1, v_2, v_3, v_4\}$  be the set of vertices and  $\check{E} = \{v_1v_2, v_2v_3, v_3v_4, v_4v_1\}$  be the set of edges. Then




Figure 8. SVNG

$(\hat{T}_1, \hat{I}_1, F_1)$  is a constant function But neither constant SVNG nor totally constant SVNG.

#### 4 Characterization of constant SVNG on a cycle

This section is based on some important results on even (odd) cycles, bridges in SVNGs and cut vertex of even (odd) cycle. The stated results are supported with some examples. .

**Theorem 3.** If  $G$  is an SVNG where crisp graph  $G$  is an odd cycle. Then  $G$  is constant SVNG iff  $(\hat{T}_2, \hat{I}_2, F_2)$  is a constant function.

**Proof.** Suppose  $(\hat{T}_2, \hat{I}_2, F_2)$  is constant function  $\hat{T}_2 = \hat{c}_1, \hat{I}_2 = \hat{c}_2$ , and  $F_2 = \hat{c}_3$  for all  $(\check{v}_i, \check{v}_j) \in \check{E}$ . Then  $d_{\hat{T}}(\check{v}_i) = 2\hat{c}_1, d_{\hat{I}}(\check{v}_i) = 2\hat{c}_2$  and  $d_{F_2}(\check{v}_i) = 2\hat{c}_3$  for all  $\check{v}_2 \in \check{V}$ SoG is constant SVNG.

Conversely, assume that  $G$  is  $(k_1, k_2, k_3)$  –regular SVNG. If  $e_1, e_2, e_3 \dots e_{2n+1}$  be the edges of  $G$  in that order. If  $\hat{T}_2(e_1) = \hat{c}_1, \hat{T}_2(e_2) = k_1 - \hat{c}_1, \hat{T}_2(e_3) = k_1 - (k_1 - \hat{c}_1) = \hat{c}_1, \hat{T}_2(e_4) = k_1 - \hat{c}_1$  and so on. Likewise,  $\hat{I}_2(e_1) = \hat{c}_2, \hat{I}_2(e_2) = k_2 - \hat{c}_2, \hat{I}_2(e_3) = k_2 - (k_2 - \hat{c}_2) = \hat{c}_2, \hat{I}_2(e_4) = k_2 - \hat{c}_2$  and  $F_2(e_1) = \hat{c}_3, F_2(e_2) = k_3 - \hat{c}_3, F_2(e_3) = k_3 - (k_3 - \hat{c}_3) = \hat{c}_3, F_2(e_4) = k_3 - \hat{c}_3$  and so on. Therefore

$$\hat{T}_2(e_i) = \begin{cases} \hat{c}_1, & \text{if } i \text{ is odd} \\ k_1 - \hat{c}_1, & \text{if } i \text{ is even} \end{cases}$$

Hence  $\hat{T}_2(e_1) = \hat{T}_2(e_{2n+1}) = \hat{c}_1$ . So, if  $e_1$  and  $e_{2n+1}$  incident at a vertex  $\check{v}_1$ , then  $d_{\hat{T}}(\check{v}_1) = k_1, d(e_1) + d(e_{2n+1}) = k_1, \hat{c}_1 + \hat{c}_1 = k_1, 2\hat{c}_1 = k_1, \hat{c}_1 = \frac{k_1}{2}$ .

**Remark 3.** The above theorem (3) is not true for totally constant SVNG.

**Example 8.** Consider a graph  $G = (\check{V}, \check{E})$  where  $\check{V} = \{\check{v}_1, \check{v}_2, \check{v}_3\}$  be the set of vertices and  $\check{E} = \{\check{v}_1\check{v}_2, \check{v}_2\check{v}_3, \check{v}_3\check{v}_1\}$  be the set of edges. Then

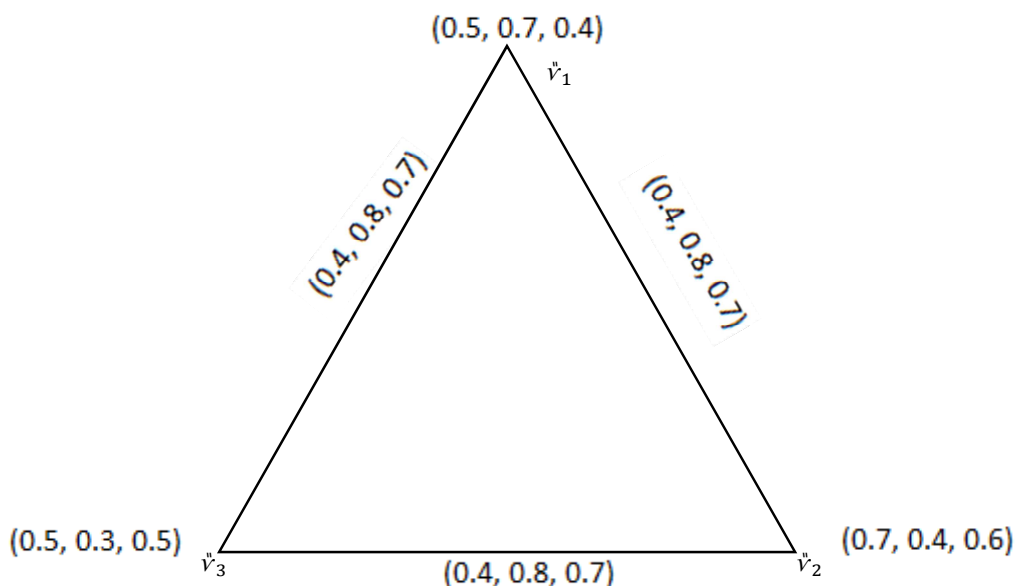


Figure 9. SVNG

$(\hat{T}_2, \hat{I}_2, F_2)$  is constant function but not totally constant.

**Theorem 4.** If  $G$  is an SVNG where crisp graph  $G$  is an even cycle. Then  $G$  is constant SVNG iff either  $(\hat{T}_2, \hat{I}_2, F_2)$  is a constant function or alternative edges have same membership, indeterminacy and non-membership values.

**Proof.** If  $(\hat{T}_2, \hat{I}_2, F_2)$  is a constant function then  $G$  is constant SVNG. Conversely, assume that  $G$  is  $(k_1, k_2, k_3)$  –constant SVNG. If  $e_1, e_2, e_3 \dots e_{2n}$  be the edges of even cycle  $G$  in that order. By using the above theorem (3),  $\hat{T}_2(e_i) = \begin{cases} \hat{c}_1, & \text{if } i \text{ is odd} \\ k_1 - \hat{c}_1, & \text{if } i \text{ is even} \end{cases}, \hat{I}_2(e_i) = \begin{cases} \hat{c}_2, & \text{if } i \text{ is odd} \\ k_2 - \hat{c}_2, & \text{if } i \text{ is even} \end{cases}$

And

$F_2(e_i) = \begin{cases} \hat{c}_3, & \text{if } i \text{ is odd} \\ k_3 - \hat{c}_3, & \text{if } i \text{ is even} \end{cases}$ . If  $\hat{c}_1 = k_1 - \hat{c}_1$ , the  $(\hat{T}_2, \hat{I}_2, F_2)$  is constant function. If  $\hat{c}_1 \neq k_1 - \hat{c}_1$  then alternative edges have same membership, indeterminacy and non-membership values.

**Remark 4.** The above theorem (4) is not true for totally constant SVNG.

**Example 9.** Consider a graph  $G = (\check{V}, \check{E})$  where  $\check{V} = \{\check{v}_1, \check{v}_2, \check{v}_3, \check{v}_4\}$  be the set of vertices and  $\check{E} = \{\check{v}_1\check{v}_2, \check{v}_2\check{v}_3, \check{v}_3\check{v}_4, \check{v}_4\check{v}_1\}$  be the set of edges. Then






Figure 10.SVNG

$(\hat{T}_2, \hat{I}_2, F_2)$  is constant function, then  $G$  is constant SVNG. But not totally constant SVNG.

**Theorem 5.** If  $G$  is constant SVNG is an odd cycle does not have SVN bridge. Hence it does not have SVN cut-vertex.

**Proof.** Suppose  $G$  is constant SVNG is an odd cycle of its crisp graph. Then  $(\hat{T}_2, \hat{I}_2, F_2)$  is constant function. Therefore removal any edge does not reduce the strength of connectedness between any pair of vertex. Therefore  $G$  has no SVN edge and Hence there is no SVN cut vertex.

**Remark 5.** For totally constant the above theorem (5) is not true.

**Example 10.** Consider a graph  $G = (V, E)$  where  $V = \{v_1, v_2, v_3\}$  be the set of vertices and  $E = \{v_1v_2, v_2v_3, v_3v_1\}$  be the set of edges. Then

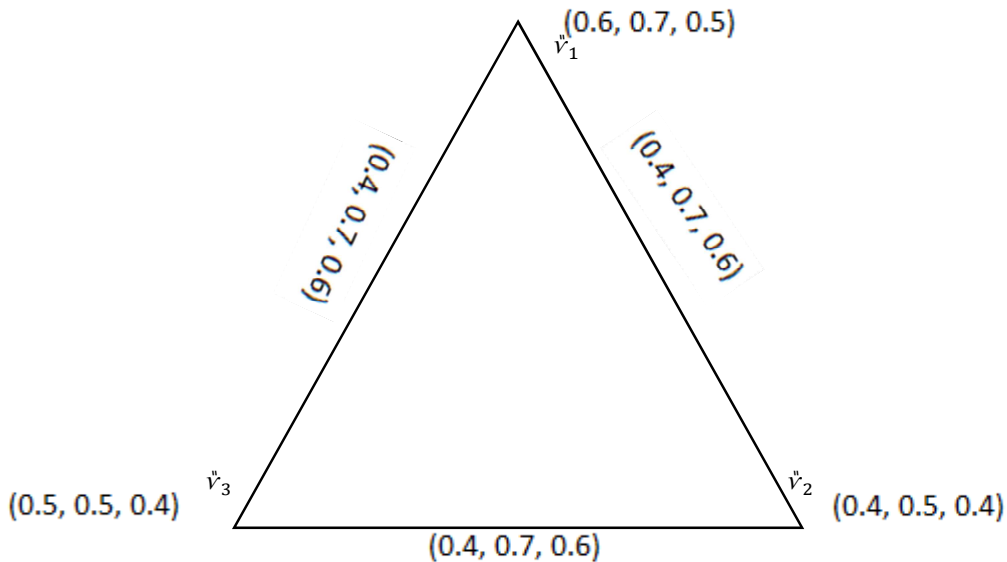


Figure 11 .SVNG

$(\hat{T}_2, \hat{I}_2, F_2)$  is constant function, but neither SVN bridge nor SVN cut vertex.

**Theorem 6.** If  $G$  is constant SVNG is an even cycle of its crisp graph. Then either  $G$  does not have SVN bridge also it does not have SVN cut vertex.

**Proof.** Straightforward.

**Remark 6.** For totally constant the above theorem (6) is not true.

**Example 11.** Consider a graph  $G = (\check{V}, \check{E})$  where  $\check{V} = \{\check{v}_1, \check{v}_2, \check{v}_3, \check{v}_4\}$  be the set of vertices and  $\check{E} = \{\check{v}_1\check{v}_2, \check{v}_2\check{v}_3, \check{v}_3\check{v}_4, \check{v}_4\check{v}_1\}$  be the set of edges. Then




Figure 12.SVNG

$(\hat{T}_2, \hat{I}_2, F_2)$  is constant function, but neither SVN bridge nor SVN cut vertex.

### 5 Application

In this section, we applied the concept of CSVNG to model a Wi-Fi system. It is discussed how the concept of CSVNGs is useful in modelling such network.

The Wi-Fi technology that is connected to the internet can be employed to deliver access to devices which are within the range of a wireless networks. The coverage extension can be as small area as few rooms to large as many square kilometres among two or more interconnected access points. The dependency of Wi-Fi range is on frequency band, radio power production and modulation techniques. Paralleled to traditional wired network security which is wired networking, simplified access is basic problem with wireless network security, it is essential that one either gain access to building (connecting/ relating into interior web tangibly), or a break through an exterior firewall. To facilitate Wi-Fi, one essentially require to be within the range of Wi-Fi linkage. The solid Wi-Fi hotspot device is the internal coin Wi-Fi which is designed to aid all internal setting owners. Make available 100 meters Wi-Fi signal range to outdoor and 30 meters to indoor. With the help of CSVNG this type of Wi-Fi linkage is deliberated and demonstrated.

The CSVNG is useful to a Wi-Fi network. The purpose for doing this is that there are three values in aCSVNG. The first one signifies connectivity, the second one defined the technical error of the device such as device is in range but changes between the connected and disconnected state and the third value indicates the disconnectivity. The notion of IFG only permits us to model two states such as connected and disconnected, a Wi-Fi system cannot be demonstrated using this confined structure of IFG. Though the CSVNG deliberate more than these two similarities.

An outdoor Wi-Fi co-ordination, comprises four vertices which characterise the Wi-Fi devices in such a way that there is a block between each two routers and collectively both routers have been giving signals to the block, given away in figure (13). The devices can provide signal to each block with the help of CSVNG persistently.

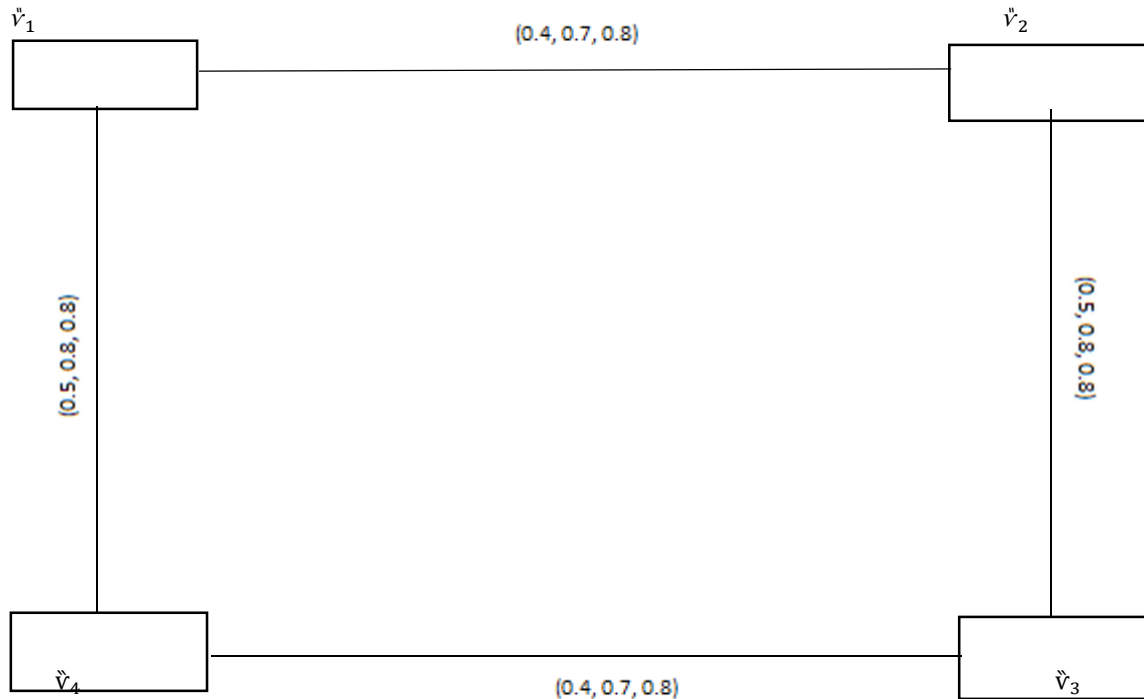


Figure 13.SVNG.

In figure 13, the four apexes denotes four different routers. The edge displays the signal strength of routers between each two routers. Each edge and apex take the single valued neutrosophic number form where the first value denotes the connectivity, the second one defined the technical error of the device, changes between the connected and disconnected state while the device is in range but, and the third value displays the disconnectivity. By using definition 4, the degree of every vertex is deliberated. In this situation which characterises that all router has been giving the same signal, so the degree of all routers is same. This also indicates that each router providing the same signal to the block. As a consequence, the concept of CSVNG displaying its importance, has been exercised to practical operations effectively.

Table 1 shows the degree of each vertex of figure 13.

vertex	Degree
$\check{v}_1$	(0.9, 1.5, 1.6)
$\check{v}_2$	(0.9, 1.5, 1.6)
$\check{v}_3$	(0.9, 1.5, 1.6)
$\check{v}_4$	(0.9, 1.5, 1.6)

Table 1 .vertex and its degree

**Advantages:**

The advantages of SVNGs over prevailing concepts of IFGs is due to the enhanced structure of SVNGs which allows us to deal with of more than two types ambiguous condition as it is done in the present situation of Wi-Fi

system. While the IFG allow only to deal with two states connected and disconnected which means that IFGs cannot be employed to model the Wi-Fi system.

## Conclusion:

The conception of CSVNG has been developed in this paper. With the help of examples, basic graph theoretic ideas such as degree of CSVNG, constant functions, totally CSVNG and characterization of CSVNG on a cycle are proved. That notion of CSVNG have been applied to a real-world problem of Wi-Fi system and the consequences are deliberated. A comparison of CSVNG with CIFG have showed the worth of CSVNGs. Further, in the proposed frame work, implementations in the field of engineering and computer sciences can be considered in near future.

## References

- [1] Atanassov, K. T. Intuitionistic fuzzy sets. *Fuzzy sets and Systems*.20(1), 1986, 87-96.
- [2] M.Akram and B.Davvaz. Strong intuitionistic fuzzy graphs.*Filomat*, 26, 2012, 177–196.
- [3] M.Akram and W. A.Dudek. Intuitionistic fuzzy hypergraphs with applications. *Information Sciences*, 218, 2013, 182–193.
- [4] M.Akram& S. Shahzadi andA.Borumandsaeid. Single-valued neutrosophichypergraphs. *TWMS Journal of Applied and Engineering Mathematics*. 2016.
- [5] M.Akram&G.Shahzadi.Operations on single-valued neutrosophic graphs. *Infinite Study* (2017).
- [6] J. C.Bezdek and J. D.Harris. Fuzzy partitions and relations an axiomatic basis for clustering. *Fuzzy Sets and Systems* 1, 1978, 111–127.
- [7] Broumi, S., Talea, M., Bakali, A., &Smarandache, F.Single valued neutrosophic graphs. *FlorentinSmarandache, SurapatiPramanik*, 2015, 187.
- [8] S.Broumi, F.Smarandache, M.Talea&A. Bakali, Single valued neutrosophic graphs: degree, order and size. In *Fuzzy Systems (FUZZ-IEEE)*, 2016 IEEE International Conference on, pp. 2444-2451.
- [9] S.Broumi,M.Talea,A.Bakali&F.Smarandache.Interval valued neutrosophic graphs. *Critical Review*, XII, 2016, 5-33.
- [10] S.Broumi, M.Talea,F.Smarandache&A. Bakali. Decision-making method based on the interval valued neutrosophic graph. In *Future Technologies Conference (FTC)*, 2016 pp. 44-50. IEEE.
- [11] S.Broumi,M.Talea, A.Bakali&F.Smarandache.On strong interval valued neutrosophic graphs. *Critical review*, 12, 2016, 49-71.
- [12] S.Broumi, A.Bakali,M. Talea, F.Smarandache& M. Ali.Shortest path problem under bipolar neutrosphic setting. In *Applied Mechanics and Materials*, Vol. 859, 2017, pp. 59-66
- [13] S. M.Chen, Randyanto and S. H.Cheng. Fuzzy queries processing based on intuitionistic fuzzy social relational networks. *Information Sciences*, 327, 2016, 110-24.
- [14] B.Ding, A clustering dynamic state method for maximal trees in fuzzy graph theory. *J. Numer. Methods Comput. Appl.* 13, 1992, 157–160.
- [15] A. N.Gani, S. S.Begum. Degree, order and size in intuitionistic fuzzy graphs. *International journal of algorithms, Computing and Mathematics*, 3(3), 2010, 11-6.
- [16] Pramanik, S., Dalapati, S., Alam, S., Smarandache, S., & Roy, T.K. (2018). NS-cross entropy based MAGDM under r single valued neutrosophic set environment. *Information*, 9(2), 37; doi:10.3390/info9020037.
- [17] F.Harary and R. Z.Norman, *Graph Theory as a Mathematical Model in Social Science*. Ann Arbor, Mich., Institute for Social Research, 1953.
- [18] F.Harary and I. C Ross. The Number of Complete Cycles in a Communication Network. *Journal of Social Psychology*, 40, 1953, 329–332.
- [19] F.Harary. Graph Theoretic Methods in the Management Sciences. *Management Science*, 5, 1959, 387–403.
- [20] A. Kaufmann, *Introduction à la Théorie des sous-ensembles flous*.I, Masson Paris, 1973. 41–189.
- [21] P.Karthick, and S.Narayanamoorthy. The Intuitionistic Fuzzy Line Graph Model to Investigate Radio Coverage Network. *International Journal of Pure and Applied Mathematics*, 109 (10), 2016, 79-87.
- [22] I.Kandasamy, and F. Smarandache. Triple Refined Indeterminate Neutrosophic Sets for Personality Classification. in *Computational Intelligence (SSCI)*, 2016 IEEE Symposium Series on. 2016. IEEE.
- [23] M. G Karunambigai, M. Akram, S. Sivasankar and K. Palanivel, *Int. J. Unc. Fuzz. Knowl. Based Syst.* 25, 2017, 367-383.
- [24] I.Kandasamy, and F. Smarandache. Multicriteria decision making using double refined indeterminacy neutrosophic cross entropy and indeterminacy based cross entropy. in *Applied Mechanics and Materials*. 2017. Trans Tech Publ.
- [25] A. A.Keller. Graph theory and economic models: from small to large size applications. *Electronic Notes in Discrete Mathematics*, 28, 2007, 469-476.
- [26] A.Kiss.An application of fuzzy graphs in database theory, *Automata. languages and programming systems* (Salgotarjan 1990) *Pure Math, Appl. Ser. A*, 1, 1991, 337–342.

- [27] L. T.Kóczy. Fuzzy graphs in the evaluation and optimization of networks. *Fuzzy Sets and Systems* 46, 1992, 307–319.
- [28] M.G. Karunambigai, R. Parvathi, R.Buvaswari. Constant Intuitionistic Fuzzy graphs NIFS (2011), 1, 37-47.
- [29] W. J.Liu. On some systems of simultaneous equations in a completely distributive lattice. *Inform. Sci.* **50**, 1990, 185–196.
- [30] D. W.Matula.  $k$ -components, clusters, and slicings in graphs. *SIAM J. Appl. Math.* 22, 1972, 459–480.
- [31] J. N.Mordeson and C-S.Peng. Fuzzy intersection equations, *Fuzzy Sets and Systems* 60, 1993, 77–81.
- [32] J. N.Mordeson & P. S. Nair. Applications of fuzzy graphs. In *Fuzzy Graphs and Fuzzy Hypergraphs Physica*, Heidelberg, 2000, pp. 83-133.
- [33] S.Mukherjee. Dijkstra's algorithm for solving the shortest path problem on networks under intuitionistic fuzzy environment. *Journal of Mathematical Modelling and Algorithms*, 11(4), 2012, 345-359.
- [34] R.Myna. Application of Fuzzy Graph in Traffic. *International Journal of Scientific & Engineering Research*, 2015, 1692-1696.
- [35] T .Neumann. Routing Planning as An Application of Graph Theory with Fuzzy Logic. *TransNav, the International Journal on Marine Navigation and Safety of Sea Transportation*, 10(4), 2016.
- [36] R.Parvathi & M. G. Karunambigai. Intuitionistic fuzzy graphs. In *Computational Intelligence, Theory and Applications*, Springer, Berlin, Heidelberg, 2006, pp. 139-150.
- [37] R.Parvathi, M. G.Karunambigai and K. T.Atanassov. Operations on intuitionistic fuzzy graphs. In: *Proceedings of the IEEE International Conference on Fuzzy Systems*, IEEE, 2009, 1396–1401.
- [38] R. Parvathi, S. Thilagavathi and M. G Karunambigai. Intuitionistic fuzzy hypergraphs. *Cybernetics and Information Technologies*, 9(2), 2009, 46-53.
- [39] I. C.Ross and F.Harary. A Description of Strengthening and Weakening Members of a Group. *Sociometry*, 22, 1959, 139–147.
- [40] A.Rosenfeld. Fuzzy graphs. In: L. A. Zadeh, K. S. Fu, M. Shimura, Eds., *Fuzzy Sets and Their Applications*, Academic Press, 1975, 77–95.
- [41] S. G.Shirininivas, S.Vetrivel and N. M.Elango. Applications of graph theory in computer science an overview. *International Journal of Engineering Science and Technology*, 2(9), 2010, 4610-4621.
- [42] Smarandache, F. & Pramanik, S. (Eds.). (2018). *New trends in neutrosophic theory and applications*, Vol.2. Brussels: Pons Editions.
- [43] E.Takeda and T.Nishida. An application of fuzzy graph to the problem concerning group structure. *J. Operations Res. Soc. Japan* 19, 1976, 217–227.
- [44] J.Xu. The use of fuzzy graphs in chemical structure research. In: D.H. Rouvry, Ed., *Fuzzy Logic in Chemistry*, Academic Press, 1997, 249–282.
- [45] R.T.Yeh and S.Y.Bang. Fuzzy relations, fuzzy graphs, and their applications to clustering analysis. In: L. A. Zadeh, K. S. Fu, M. Shimura, Eds., *Fuzzy Sets and Their Applications*, Academic Press, 1975, 125–149.
- [46] L. A Zadeh. *Fuzzy Sets. Information and Control.* 8, 1965, 338–353.
- [47] S.Broumi, Rao V.Venkateswara, M.Talea, A. Bakali, P.K. Singh and F.Smarandache. Single-Valued Neutrosophic Techniques for Analysis of WIFI Connection. in *Proceedings Springer Books (Advances in Intelligent Systems and Computing)*, 2018, in press
- [48] Surapati Pramanik, Rama Mallick: VIKOR based MAGDM Strategy with Trapezoidal Neutrosophic Numbers, *Neutrosophic Sets and Systems*, vol. 22, 2018, pp. 118-130. DOI: 10.5281/zenodo.2160840
- [49] Dalapati, S., Pramanik, S., Alam, S., Smarandache, S., & Roy, T.K. (2017). IN-cross entropy based magdm strategy under interval neutrosophic set environment. *Neutrosophic Sets and Systems*, 18, 43-57. <http://doi.org/10.5281/zenodo.1175162>
- [50] Biswas, P., Pramanik, S., & Giri, B. C. (2018). Distance measure based MADM strategy with interval trapezoidal neutrosophic numbers. *Neutrosophic Sets and Systems*, 19, 40-46.
- [51] Biswas, P., Pramanik, S., & Giri, B. C. (2018). TOPSIS strategy for multi-attribute decision making with trapezoidal numbers. *Neutrosophic Sets and Systems*, 19, 29-39.
- [52] Biswas, P., Pramanik, S., & Giri, B. C. (2018). Multi-attribute group decision making based on expected value of neutrosophic trapezoidal numbers. In F. Smarandache, & S. Pramanik (Eds., vol.2), *New trends in neutrosophic theory and applications* (pp. 103-124). Brussels: Pons Editions.
- [53] Mondal, K., Pramanik, S., & Giri, B. C. (2018). Single valued neutrosophic hyperbolic sine similarity measure based MADM strategy. *Neutrosophic Sets and Systems*, 20, 3-11. <http://doi.org/10.5281/zenodo.1235383>
- [54] Mondal, K., Pramanik, S., & Giri, B. C. (2018). Hybrid binary logarithm similarity measure for MAGDM problems under SVNS assessments. *Neutrosophic Sets and Systems*, 20, 12-25. <http://doi.org/10.5281/zenodo.1235365>
- [55] Biswas, P, Pramanik, S. & Giri, B.C. (2016). Aggregation of triangular fuzzy neutrosophic set information and its application to multi-attribute decision making. *Neutrosophic Sets and Systems*, 12, 20-40.

- [56] Biswas, P, Pramanik, S. & Giri, B.C. (2016). Value and ambiguity index based ranking method of single-valued trapezoidal neutrosophic numbers and its application to multi-attribute decision making. *Neutrosophic Sets and Systems*, 12, 127-138.
- [57] Mondal, K., & Pramanik, S. (2015). Neutrosophic decision making model for clay-brick selection in construction field based on grey relational analysis. *Neutrosophic Sets and Systems*, 9, 64-71.
- [58] Mondal, K., & Pramanik, S. (2015). Neutrosophic tangent similarity measure and its application to multiple attribute decision making. *Neutrosophic Sets and Systems*, 9, 85-92.
- [59] Biswas, P., Pramanik, S., & Giri, B.C. (2015). Cosine similarity measure based multi-attribute decision-making with trapezoidal fuzzy neutrosophic numbers. *Neutrosophic Sets and Systems*, 8, 46-56.
- [60] Biswas, P, Pramanik, S. & Giri, B.C. (2014). A new methodology for neutrosophic multi-attribute decision-making with unknown weight information. *Neutrosophic Sets and Systems*, 3, 42-50.
- [61] Biswas, P, Pramanik, S. & Giri, B.C. (2014). Entropy based grey relational analysis method for multi-attribute decision making under single valued neutrosophic assessments. *Neutrosophic Sets and Systems*, 2, 102-110.
- [62] R. Dhavaseelan, S. Jafari, M. R. Farahani, S. Broumi: On single-valued co-neutrosophic graphs, *Neutrosophic Sets and Systems*, vol. 22, 2018, pp. 180-187. DOI: 10.5281/zenodo.2159886
- [63] S. Broumi, A. Dey, A. Bakali, M. Talea, F. Smarandache, L. H. Son, D. Koley: Uniform Single Valued Neutrosophic Graphs, *Neutrosophic Sets and Systems*, vol. 17, 2017, pp. 42-49. <http://doi.org/10.5281/zenodo.1012249>
- [64] Muhammad Aslam Malik, Ali Hassan, Said Broumi, Florentin Smarandache: Regular Single Valued Neutrosophic Hypergraphs, *Neutrosophic Sets and Systems*, vol. 13, 2016, pp. 18-23. [doi.org/10.5281/zenodo.570865](http://doi.org/10.5281/zenodo.570865)
- [65] Pramanik, S., Biswas, P., & Giri, B. C. (2017). Hybrid vector similarity measures and their applications to multi-attribute decision making under neutrosophic environment. *Neural Computing and Applications*, 28 (5), 1163-1176. DOI 10.1007/s00521-015-2125-3.
- [66] P. Biswas, S. Pramanik, B.C. Giri. (2016). TOPSIS method for multi-attribute group decision making under single-valued neutrosophic environment. *Neural Computing and Applications*, 27(3), 727-737. doi: 10.1007/s00521-015-1891-2.
- [67] Biswas, P., Pramanik, S., & Giri, B. C. (2018). Neutrosophic TOPSIS with group decision making. In C. Kahraman & I. Otay (Eds.): C. Kahraman and I. Otay (eds.), *Fuzzy Multicriteria Decision Making Using Neutrosophic Sets, Studies in Fuzziness and Soft Computing* 369. doi. [https://doi.org/10.1007/978-3-030-00045-5\\_21](https://doi.org/10.1007/978-3-030-00045-5_21)
- [68] M.Abdel-Basset, M.Gunasekaran, M.Mohamed & F. Smarandache A novel method for solving the fully neutrosophic linear programming problems. *Neural Computing and Applications*, 2018, pp. 1-11.
- [69] M.Abdel-Basset, M.Mohamed & V.Chang. NMCDA: A framework for evaluating cloud computing services. *Future Generation Computer Systems*, 86, 2018, pp.12-29.
- [70] M.Abdel-Basset, Y. Zhou, M.Mohamed & V. Chang. A group decision making framework based on neutrosophic VIKOR approach for e-government website evaluation. *Journal of Intelligent & Fuzzy Systems*, 34(6), 2018, pp.4213-4224.
- [71] M.Abdel-Basset, M.Mohamed, Y. Zhou & I. Hezam. Multi-criteria group decision making based on neutrosophic analytic hierarchy process. *Journal of Intelligent & Fuzzy Systems*, 33(6), 2017, pp.4055-4066.

Received: September 28, 2018, Accepted: January 03, 2019

# Neutrosophic $b^*g\alpha$ -Closed Sets

S.Saranya<sup>1,\*</sup> and M.Vigneshwaran<sup>2</sup>

<sup>1</sup>Ph.D Research Scholar, PG and Research Department of Mathematics, Kongunadu Arts and Science College, Coimbatore-641 029, India.

E-mail: saranyamaths1107@gmail.com

<sup>2</sup>Assistant Professor, PG and Research Department of Mathematics, Kongunadu Arts and Science College, Coimbatore-641 029, India.

E-mail: vignesh.mat@gmail.com

\*Correspondence: S.Saranya (saranyamaths1107@gmail.com)

**Abstract:** This article introduces the concept of neutrosophic  $b^*g\alpha$ -closed sets, neutrosophic  $b^*g\alpha$ -border of a set, neutrosophic  $b^*g\alpha$ -frontier of a set in neutrosophic topological spaces and the properties of these sets are discussed. The connection between neutrosophic  $b^*g\alpha$ -border of a set and neutrosophic  $b^*g\alpha$ -frontier of a set in neutrosophic topological spaces are established.

**Keywords:** Neutrosophic  $g\alpha$ -closed sets, Neutrosophic  $*g\alpha$ -closed sets, Neutrosophic  $b^*g\alpha$ -closed sets, Neutrosophic  $b^*g\alpha$ -border, Neutrosophic  $b^*g\alpha$ -frontier.

## 1 Introduction

Neutrosophic set initially proposed by Smarandache[8, 9] which is a generalization of Atanassov's[11] intuitionistic fuzzy sets and Zadeh's[12] fuzzy sets. Also it considers truth-membership function, indeterminacy-membership function and falsity-membership function. Since fuzzy sets and intuitionistic fuzzy sets fails to deal with indeterminacy-membership functions, Smarandache introduced the neutrosophic concept in various fields, including probability, algebra, control theory, topology, etc. Later Alblowi et al.,[20] introduced neutrosophic set based concepts in the neutrosophic field. These effective concepts has been applied by many researchers in the last two decades to propose many concepts in topology. Salama and Alblowi[3] proposed a new concept in neutrosophic topological spaces and it provides a brief idea about neutrosophic topology, which is a generalization of Coker's[6] intuitionistic fuzzy topology and Chang's[5] fuzzy topology.

Salama et al.,[4, 1, 2] introduced the generalization of neutrosophic sets, neutrosophic crisp sets and the neutrosophic closed sets in the field of neutrosophic topological spaces. Some neutrosophic continuous functions were introduced by Salama et al.,[2] as an initial continuous functions in neutrosophic topology. Further several researchers have defined some closed sets in neutrosophic topology, namely neutrosophic  $\alpha$ -closed sets[10], neutrosophic  $\alpha g$ -closed sets[7], neutrosophic  $b$ -closed sets[15], neutrosophic  $\omega$ -closed sets[19], generalized neutrosophic closed sets[18] and neutrosophic  $\alpha\psi$ -closed sets[13] in neutrosophic topological spaces. Recently Iswarya and Bageerathi[16] proposed a new concept of neutrosophic frontier operator and neutrosophic semi-frontier operator in neutrosophic topological spaces, which provides the relationship between the operators of neutrosophic interior and neutrosophic closure. Vigneshwaran and Saranya[14] defined a new

closed set as  $b^*g\alpha$ -closed sets in topological spaces, and it has been applied to define some topological functions as continuous functions, irresolute functions and homeomorphic functions with some separable axioms.

In this article, the notion of neutrosophic  $b^*g\alpha$ -closed sets in neutrosophic topological spaces are introduced and investigated their properties and the relation with other existing properties. The concept of neutrosophic  $b^*g\alpha$ -interior, neutrosophic  $b^*g\alpha$ -closure, neutrosophic  $b^*g\alpha$ -border and neutrosophic  $b^*g\alpha$ -frontier are introduced and discussed their properties. The connection between neutrosophic  $b^*g\alpha$ -border and neutrosophic  $b^*g\alpha$ -frontier in neutrosophic topological spaces are established with their related properties.

## 2 Preliminaries

In this section, we recall some of basic definitions which was already defined by various authors.

**Definition 2.1.** [3] Let  $X$  be a non empty fixed set. A neutrosophic set  $E$  is an object having the form  $E = \{ \langle x, mv(E(x)), iv(E(x)), nmv(E(x)) \rangle \mid \forall x \in X \}$ , where  $mv(E(x))$  represents the degree of membership,  $iv(E(x))$  represents the degree of indeterminacy and  $nmv(E(x))$  represents the degree of non-membership functions of each element  $x \in X$  to the set  $E$ .

**Remark 2.2.** [3] A neutrosophic set  $E = \{ \langle x, mv(E(x)), iv(E(x)), nmv(E(x)) \rangle \mid \forall x \in X \}$  can be identified to an ordered triple  $\langle mv(E), iv(E), nmv(E) \rangle$  in  $]^{-}0, 1^{+}[$  on  $X$ .

**Definition 2.3.** [3] Let  $E$  and  $F$  be two neutrosophic sets of the form,  $E = \{ \langle x, mv(E(x)), iv(E(x)), nmv(E(x)) \rangle \mid \forall x \in X \}$  and  $F = \{ \langle x, mv(F(x)), iv(F(x)), nmv(F(x)) \rangle \mid \forall x \in X \}$ . Then,

- i)  $E \subseteq F$  if and only if  $mv(E(x)) \leq mv(F(x))$ ,  $iv(E(x)) \leq iv(F(x))$  and  $nmv(E(x)) \geq nmv(F(x)) \mid \forall x \in X$ ,
- ii)  $E = F$  if and only if  $E \subseteq F$  and  $F \subseteq E$ ,
- iii)  $\bar{E} = \{ \langle x, nmv(E(x)), 1 - iv(E(x)), mv(E(x)) \rangle \mid \forall x \in X \}$ ,
- iv)  $E \cup F = \{ \langle x, \max[mv(E(x)), mv(F(x))], \min[iv(E(x)), iv(F(x))], \min[nmv(E(x)), nmv(F(x))] \rangle \mid \forall x \in X \}$ ,
- v)  $E \cap F = \{ \langle x, \min[mv(E(x)), mv(F(x))], \max[iv(E(x)), iv(F(x))], \max[nmv(E(x)), nmv(F(x))] \rangle \mid \forall x \in X \}$ .

**Definition 2.4.** [3] A neutrosophic topology on a non empty set  $X$  is a family  $\tau$  of neutrosophic subsets in  $X$  satisfying the following axioms:

- i)  $0_N, 1_N \in \tau$ ,
- ii)  $G_1 \cap G_2 \in \tau$  for any  $G_1, G_2 \in \tau$ ,
- iii)  $\cup G_i \in \tau \mid \forall \{G_i : i \in J\} \subseteq \tau$ .

Then the pair  $(X, \tau)$  or simply  $X$  is called a neutrosophic topological space.

**Definition 2.5.** [10] A neutrosophic set  $E$  in a neutrosophic topological space  $(X, \tau)$  is called



- i) a neutrosophic semiopen set (briefly NSOS) if  $E \subseteq Ncl(Nint(E))$ .
- ii) a neutrosophic  $\alpha$ -open set (briefly  $N\alpha OS$ ) if  $E \subseteq Nint(Ncl(Nint(E)))$ .
- iii) a neutrosophic preopen set (briefly NPOS) if  $E \subseteq Nint(Ncl(E))$ .
- iv) a neutrosophic regular open set (briefly NROS) if  $E = Nint(Ncl(E))$ .
- v) a neutrosophic semipreopen or  $\beta$ -open set (briefly  $N\beta OS$ ) if  $E \subseteq Ncl(Nint(Ncl(E)))$ .

A neutrosophic set  $E$  is called neutrosophic semiclosed (resp. neutrosophic  $\alpha$ -closed, neutrosophic preclosed, neutrosophic regular closed and neutrosophic  $\beta$ -closed) (briefly NSCS,  $N\alpha CS$ , NPCS, NRCS and  $N\beta CS$ ) if the complement of  $E$  is a neutrosophic semiopen (resp. neutrosophic  $\alpha$ -open, neutrosophic preopen, neutrosophic regular open and neutrosophic  $\beta$ -open).

**Definition 2.6.** [15] Let  $E$  be a subset of a neutrosophic topological space  $(X, \tau)$ . Then  $E$  is called a neutrosophic  $b(N_b$ .In brief)-closed set if  $[Ncl(Nint(E))] \cup [Nint(Ncl(E))] \subseteq E$ .

**Definition 2.7.** [17] Let  $E$  be a neutrosophic set in a neutrosophic topological space  $(X, \tau)$ . Then,

- i)  $Nint(E) = \bigcup \{F \mid F \text{ is a neutrosophic open set in } (X, \tau) \text{ and } F \subseteq E\}$  is called the neutrosophic interior of  $E$ ;
- ii)  $Ncl(E) = \bigcap \{F \mid F \text{ is a neutrosophic closed set in } (X, \tau) \text{ and } F \supseteq E\}$  is called the neutrosophic closure of  $E$ .

### 3 Neutrosophic $b^*g\alpha$ -closed sets

In this section, the new concept of neutrosophic  $b^*g\alpha$ -closed sets in neutrosophic topological spaces was defined and studied.

**Definition 3.1.** Let  $E$  be a subset of a neutrosophic topological space  $(X, \tau)$ . Then  $E$  is called

- i) a neutrosophic  $g\alpha$ -open set( $N_{g\alpha}OS$ ) if  $V \subseteq N_{\alpha}int(E)$  whenever  $V \subseteq E$  and  $V$  is a neutrosophic  $\alpha$ -closed set in  $(X, \tau)$ .
- ii) a neutrosophic  $g\alpha$ -closed set( $N_{g\alpha}CS$ ) if  $N_{\alpha}cl(E) \subseteq V$  whenever  $E \subseteq V$  and  $V$  is a neutrosophic  $\alpha$ -open set in  $(X, \tau)$ .
- iii) a neutrosophic  $*g\alpha$ -open set( $N_{*g\alpha}OS$ ) if  $V \subseteq Nint(E)$  whenever  $V \subseteq E$  and  $V$  is a neutrosophic  $g\alpha$ -closed set in  $(X, \tau)$ .
- iv) a neutrosophic  $*g\alpha$ -closed set( $N_{*g\alpha}CS$ ) if  $Ncl(E) \subseteq V$  whenever  $E \subseteq V$  and  $V$  is a neutrosophic  $g\alpha$ -open set in  $(X, \tau)$ .

**Definition 3.2.** Let  $E$  be a subset of a neutrosophic topological space  $(X, \tau)$ . Then  $E$  is called

- i) a neutrosophic  $b^*g\alpha$ -open set( $N_{b^*g\alpha}OS$ ) if  $V \subseteq N_bint(E)$  whenever  $V \subseteq E$  and  $V$  is a neutrosophic  $*g\alpha$ -closed set in  $(X, \tau)$ .

- ii) a neutrosophic  $b^*g\alpha$ -closed set ( $N_{b^*g\alpha}CS$ ) if  $N_{bcl}(E) \subseteq V$  whenever  $E \subseteq V$  and  $V$  is a neutrosophic  $*g\alpha$ -open set in  $(X, \tau)$ .

**Example 3.3.** Let  $X = \{p, q, r\}$  and the neutrosophic sets  $L$  and  $M$  are defined as,

$$L = \{ \langle x, (\frac{p}{1/2}, \frac{q}{2/5}, \frac{r}{1/2}), (\frac{p}{3/10}, \frac{q}{3/10}, \frac{r}{1/5}), (\frac{p}{7/10}, \frac{q}{7/10}, \frac{r}{7/10}) \rangle \mid \forall x \in X \},$$

$$M = \{ \langle x, (\frac{p}{7/10}, \frac{q}{7/10}, \frac{r}{7/10}), (\frac{p}{3/10}, \frac{q}{3/10}, \frac{r}{1/5}), (\frac{p}{1/2}, \frac{q}{3/5}, \frac{r}{1/2}) \rangle \mid \forall x \in X \}.$$

Then the neutrosophic topology  $\tau = \{0_N, L, M, 1_N\}$ , which are neutrosophic open sets in the neutrosophic topological space  $(X, \tau)$ .

$$\text{If } N = \{ \langle x, (\frac{p}{1/2}, \frac{q}{3/5}, \frac{r}{1/2}), (\frac{p}{4/5}, \frac{q}{4/5}, \frac{r}{9/10}), (\frac{p}{7/10}, \frac{q}{7/10}, \frac{r}{7/10}) \rangle \mid \forall x \in X \} \text{ and}$$

$$E = \{ \langle x, (\frac{p}{1/2}, \frac{q}{3/5}, \frac{r}{1/2}), (\frac{p}{3/10}, \frac{q}{3/10}, \frac{r}{3/10}), (\frac{p}{7/10}, \frac{q}{7/10}, \frac{r}{7/10}) \rangle \mid \forall x \in X \}.$$

Then the complement of  $L, M, N$  and  $E$  are,

$$\bar{L} = \{ \langle x, (\frac{p}{7/10}, \frac{q}{7/10}, \frac{r}{7/10}), (\frac{p}{7/10}, \frac{q}{7/10}, \frac{r}{4/5}), (\frac{p}{1/2}, \frac{q}{2/5}, \frac{r}{1/2}) \rangle \mid \forall x \in X \},$$

$$\bar{M} = \{ \langle x, (\frac{p}{1/2}, \frac{q}{3/5}, \frac{r}{1/2}), (\frac{p}{7/10}, \frac{q}{7/10}, \frac{r}{4/5}), (\frac{p}{7/10}, \frac{q}{7/10}, \frac{r}{7/10}) \rangle \mid \forall x \in X \},$$

$$\bar{N} = \{ \langle x, (\frac{p}{7/10}, \frac{q}{7/10}, \frac{r}{7/10}), (\frac{p}{1/5}, \frac{q}{1/5}, \frac{r}{1/10}), (\frac{p}{1/2}, \frac{q}{3/5}, \frac{r}{1/2}) \rangle \mid \forall x \in X \} \text{ and}$$

$$\bar{E} = \{ \langle x, (\frac{p}{7/10}, \frac{q}{7/10}, \frac{r}{7/10}), (\frac{p}{7/10}, \frac{q}{7/10}, \frac{r}{7/10}), (\frac{p}{1/2}, \frac{q}{3/5}, \frac{r}{1/2}) \rangle \mid \forall x \in X \}.$$

Hence  $N$  is a neutrosophic  $*g\alpha$ -open set,  $\bar{N}$  is a neutrosophic  $*g\alpha$ -closed set,  $E$  is a neutrosophic  $b^*g\alpha$ -closed set,  $\bar{E}$  is a neutrosophic  $b^*g\alpha$ -open set of a neutrosophic topological space  $(X, \tau)$ . Since  $N_{bcl}(E) = \{ \langle x, (\frac{p}{1/2}, \frac{q}{3/5}, \frac{r}{1/2}), (\frac{p}{3/10}, \frac{q}{3/10}, \frac{r}{1/5}), (\frac{p}{7/10}, \frac{q}{7/10}, \frac{r}{7/10}) \rangle \mid \forall x \in X \}$ , which is contained in  $N$ . That is  $N_{bcl}(E) \subseteq N$ .

**Definition 3.4.** Let  $E$  be a subset of a neutrosophic topological space  $(X, \tau)$ . Then  $N_{b^*g\alpha-int}(E) = \bigcup \{ F : F \text{ is neutrosophic } b^*g\alpha\text{-open set and } F \subset E \}$ . The complement of  $N_{b^*g\alpha-int}(E)$  is  $N_{b^*g\alpha-cl}(E)$ .

**Remark 3.5.** Let  $A$  be a subset of a neutrosophic topological space  $(X, \tau)$ , then  $N_{b^*g\alpha-int}(A)$  is  $N_{b^*g\alpha}$ -open in  $(X, \tau)$ .

**Theorem 3.6.** In the neutrosophic topological space  $(X, \tau)$ , if a subset  $E$  is a neutrosophic closed set then it is a neutrosophic  $b^*g\alpha$ -closed set.

**Proof.** Let  $E \subseteq V$ , where  $V$  is neutrosophic  $*g\alpha$ -open in  $X$ . Since  $E$  is neutrosophic closed,  $N_{cl}(E) = E$ . But  $N_{bcl}(E) \subseteq N_{cl}(E) = E$ , which implies  $N_{bcl}(E) \subseteq V$ . Therefore  $E$  is neutrosophic  $b^*g\alpha$ -closed set.

The converse of the above theorem need not be true. It can be seen by the following example.

**Example 3.7.** Let  $X = \{p, q, r\}$  and the neutrosophic sets  $L$  and  $M$  are defined as,

$$L = \{ \langle x, (\frac{p}{1/2}, \frac{q}{2/5}, \frac{r}{1/2}), (\frac{p}{3/10}, \frac{q}{3/10}, \frac{r}{1/5}), (\frac{p}{7/10}, \frac{q}{7/10}, \frac{r}{7/10}) \rangle \mid \forall x \in X \},$$

$$M = \{ \langle x, (\frac{p}{7/10}, \frac{q}{7/10}, \frac{r}{7/10}), (\frac{p}{3/10}, \frac{q}{3/10}, \frac{r}{1/5}), (\frac{p}{1/2}, \frac{q}{3/5}, \frac{r}{1/2}) \rangle \mid \forall x \in X \}.$$

Then the neutrosophic topology  $\tau = \{0_N, L, M, 1_N\}$  and the complement of neutrosophic sets  $L$  and  $M$  are defined as,

$$\bar{L} = \{ \langle x, (\frac{p}{7/10}, \frac{q}{7/10}, \frac{r}{7/10}), (\frac{p}{7/10}, \frac{q}{7/10}, \frac{r}{4/5}), (\frac{p}{1/2}, \frac{q}{2/5}, \frac{r}{1/2}) \rangle \mid \forall x \in X \},$$

$$\bar{M} = \{ \langle x, (\frac{p}{1/2}, \frac{q}{3/5}, \frac{r}{1/2}), (\frac{p}{7/10}, \frac{q}{7/10}, \frac{r}{4/5}), (\frac{p}{7/10}, \frac{q}{7/10}, \frac{r}{7/10}) \rangle \mid \forall x \in X \}.$$

$$\text{If } E = \{ \langle x, (\frac{p}{1/2}, \frac{q}{3/5}, \frac{r}{1/2}), (\frac{p}{3/10}, \frac{q}{3/10}, \frac{r}{3/10}), (\frac{p}{7/10}, \frac{q}{7/10}, \frac{r}{7/10}) \rangle \mid \forall x \in X \}.$$

Then  $E$  is a neutrosophic  $b^*g\alpha$ -closed set but it is not a neutrosophic closed set of a neutrosophic topological space  $(X, \tau)$ . Since  $Ncl(E) = \bar{M}$  which is not equal to the neutrosophic set  $E$ .

**Theorem 3.8.** *In the neutrosophic topological space  $(X, \tau)$ , if a subset  $E$  is a neutrosophic pre-closed set then it is a neutrosophic  $b^*g\alpha$ -closed set.*

**Proof.** Let  $E \subseteq V$ , where  $V$  is neutrosophic  $*g\alpha$ -open in  $X$ . Since  $E$  is neutrosophic pre-closed,  $N_pcl(E) = E$ . But  $N_bcl(E) \subseteq N_pcl(E) = E$ , which implies  $N_bcl(E) \subseteq V$ . Therefore  $E$  is neutrosophic  $b^*g\alpha$ -closed set.

Generally, the converse of the above theorem is not true. It can be seen by the following example.

**Example 3.9.** From Example 3.7. the neutrosophic set  $E$  is a neutrosophic  $b^*g\alpha$ -closed set but it is not a neutrosophic pre-closed set of a neutrosophic topological space  $(X, \tau)$ . Since  $Ncl(Nint(E)) = \bar{M}$  which is not contained in the neutrosophic set  $E$ .

**Theorem 3.10.** *In the neutrosophic topological space  $(X, \tau)$ , if a subset  $E$  is a neutrosophic  $\alpha$ -closed set then it is a neutrosophic  $b^*g\alpha$ -closed set.*

**Proof.** Let  $E \subseteq V$ , where  $V$  is neutrosophic  $*g\alpha$ -open in  $X$ . Since  $E$  is neutrosophic  $\alpha$ -closed,  $N_\alpha cl(E) = E$ . But  $N_bcl(E) \subseteq N_\alpha cl(E) = E$ , which implies  $N_bcl(E) \subseteq V$ . Therefore  $E$  is neutrosophic  $b^*g\alpha$ -closed set.

Generally, the converse of the above theorem is not true. It can be seen by the following example.

**Example 3.11.** From Example 3.7. the neutrosophic set  $E$  is a neutrosophic  $b^*g\alpha$ -closed set but it is not a neutrosophic  $\alpha$ -closed set of a neutrosophic topological space  $(X, \tau)$ . Since  $Ncl(Nint(Ncl(E))) = \bar{M}$  which is not contained in the neutrosophic set  $E$ .

**Theorem 3.12.** *In the neutrosophic topological space  $(X, \tau)$ , if a subset  $E$  is a neutrosophic  $g\alpha$ -closed set then it is a neutrosophic  $b^*g\alpha$ -closed set.*

**Proof.** Let  $E \subseteq V$ , where  $V$  is neutrosophic  $*g\alpha$ -open in  $X$ . Since every neutrosophic  $*g\alpha$ -open set is neutrosophic  $\alpha$ -open,  $V$  is neutrosophic  $\alpha$ -open. Since  $E$  is neutrosophic  $g\alpha$ -closed in  $X$ ,  $N_\alpha cl(E) \subseteq V$ . But  $N_bcl(E) \subseteq N_\alpha cl(E) \subseteq V$ , which implies  $N_bcl(E) \subseteq V$ . Therefore  $E$  is neutrosophic  $b^*g\alpha$ -closed.

Generally, the converse of the above theorem is not true. It can be seen by the following example.

**Example 3.13.** From Example 3.7. the neutrosophic set  $E$  is a neutrosophic  $b^*g\alpha$ -closed set but it is not a neutrosophic  $g\alpha$ -closed set of a neutrosophic topological space  $(X, \tau)$ . Since  $N_\alpha$ -open set  $F = \{ \langle x, (\frac{p}{5/10}, \frac{q}{5/10}, \frac{r}{5/10}), (\frac{p}{3/10}, \frac{q}{3/10}, \frac{r}{3/10}), (\frac{p}{7/10}, \frac{q}{7/10}, \frac{r}{7/10}) \rangle \mid \forall x \in X \}$ .

**Theorem 3.14.** In the neutrosophic topological space  $(X, \tau)$ , if a subset  $E$  is a neutrosophic  $*g\alpha$ -closed set then it is a neutrosophic  $b^*g\alpha$ -closed set.

**Proof.** Let  $E \subseteq V$ , where  $V$  is neutrosophic  $*g\alpha$ -open in  $X$ . Since every neutrosophic  $*g\alpha$ -open set is neutrosophic  $g\alpha$ -open,  $V$  is neutrosophic  $g\alpha$ -open. Since  $E$  is neutrosophic  $*g\alpha$ -closed in  $X$ ,  $Ncl(E) \subseteq V$ . But  $N_bcl(E) \subseteq Ncl(E) \subseteq V$ , which implies  $N_bcl(E) \subseteq V$ . Therefore  $E$  is neutrosophic  $b^*g\alpha$ -closed.

Generally, the converse of the above theorem is not true. It can be seen by the following example.

**Example 3.15.** From Example 3.7. the neutrosophic set  $E$  is a neutrosophic  $b^*g\alpha$ -closed set but it is not a neutrosophic  $*g\alpha$ -closed set of a neutrosophic topological space  $(X, \tau)$ . Since  $N_{g\alpha}$ -open set  $G = \{ \langle x, (\frac{p}{7/10}, \frac{q}{7/10}, \frac{r}{7/10}), (\frac{p}{3/10}, \frac{q}{2/5}, \frac{r}{3/10}), (\frac{p}{1/2}, \frac{q}{3/5}, \frac{r}{1/2}) \rangle \mid \forall x \in X \}$ .

**Theorem 3.16.** The union of any two neutrosophic  $b^*g\alpha$ -closed sets in  $(X, \tau)$  is also a neutrosophic  $b^*g\alpha$ -closed set in  $(X, \tau)$ .

**Proof.** Let  $E$  and  $F$  be two neutrosophic  $b^*g\alpha$ -closed sets in  $(X, \tau)$ . Let  $V$  be a neutrosophic  $*g\alpha$ -open set in  $X$  such that  $E \subseteq V$  and  $F \subseteq V$ . Then we have,  $E \cup F \subseteq V$ . Since  $E$  and  $F$  are neutrosophic  $b^*g\alpha$ -closed sets in  $(X, \tau)$ , which implies  $N_bcl(E) \subseteq V$  and  $N_bcl(F) \subseteq V$ . Now,  $N_bcl(E \cup F) = N_bcl(E) \cup N_bcl(F) \subseteq V$ . Thus, we have  $N_bcl(E \cup F) \subseteq V$  whenever  $E \cup F \subseteq V$ ,  $V$  is neutrosophic  $*g\alpha$ -open set in  $(X, \tau)$  which implies  $E \cup F$  is a neutrosophic  $b^*g\alpha$ -closed set in  $(X, \tau)$ .

**Theorem 3.17.** Let  $E$  be a neutrosophic  $b^*g\alpha$ -closed subset of  $(X, \tau)$ . If  $E \subseteq F \subseteq N_bcl(E)$ , then  $F$  is also a neutrosophic  $b^*g\alpha$ -closed subset of  $(X, \tau)$ .

**Proof.** Let  $F \subseteq V$ , where  $V$  is neutrosophic  $*g\alpha$ -open in  $(X, \tau)$ . Then  $E \subseteq F$  implies  $E \subseteq V$ . Since  $E$  is neutrosophic  $b^*g\alpha$ -closed,  $N_bcl(E) \subseteq V$ . Also  $F \subseteq N_bcl(E)$  implies  $N_bcl(F) \subseteq N_bcl(E)$ . Thus,  $N_bcl(F) \subseteq V$  and so  $F$  is neutrosophic  $b^*g\alpha$ -closed.

**Theorem 3.18.** Let  $E$  be a neutrosophic  $b^*g\alpha$ -closed set in  $(X, \tau)$ . Then  $N_bcl(E) - E$  has no non-empty neutrosophic  $*g\alpha$ -closed set.

**Proof.** Let  $E$  be a neutrosophic  $b^*g\alpha$ -closed set in  $(X, \tau)$ , and  $F$  be a neutrosophic  $*g\alpha$ -closed subset of  $N_bcl(E) - E$ . That is,  $F \subseteq N_bcl(E) - E$ , which implies that,  $F \subseteq N_bcl(E) \cap \overline{E}$ . That is  $F \subseteq N_bcl(E)$  and  $F \subseteq \overline{E}$ , which implies  $E \subseteq \overline{F}$ , where  $\overline{F}$  is a neutrosophic  $*g\alpha$ -open set. Since  $E$  is neutrosophic  $b^*g\alpha$ -closed,  $N_bcl(E) \subseteq \overline{F}$ . That is  $F \subseteq \overline{N_bcl(E)}$ . Thus  $F \subseteq N_bcl(E) \cap \overline{N_bcl(E)}$ . Therefore  $F = \phi$ .

## 4 Neutrosophic $b^*g\alpha$ -Border

**Definition 4.1.** For any subset  $E$  of  $X$ , the neutrosophic  $b^*g\alpha$ -border of  $E$  is defined by

$$N_{b^*g\alpha}[Bd(E)] = E \setminus N_{b^*g\alpha}\text{-int}(E).$$

**Theorem 4.2.** *In the neutrosophic topological space  $(X, \tau)$ , for any subset  $E$  of  $X$ , the following statements are hold.*

- i)  $N_{b^*g\alpha}[Bd(\phi)] = N_{b^*g\alpha}[Bd(X)] = \phi$
- ii)  $E = N_{b^*g\alpha}\text{-int}(E) \cup N_{b^*g\alpha}[Bd(E)]$
- iii)  $N_{b^*g\alpha}\text{-int}(E) \cap N_{b^*g\alpha}[Bd(E)] = \phi$
- iv)  $N_{b^*g\alpha}\text{-int}(E) = E \setminus N_{b^*g\alpha}[Bd(E)]$
- v)  $N_{b^*g\alpha}\text{-int}(N_{b^*g\alpha}[Bd(E)]) = \phi$
- vi)  $E$  is  $N_{b^*g\alpha}$ -open iff  $N_{b^*g\alpha}[Bd(E)] = \phi$
- vii)  $N_{b^*g\alpha}[Bd(N_{b^*g\alpha}\text{-int}(E))] = \phi$
- viii)  $N_{b^*g\alpha}[Bd(N_{b^*g\alpha}[Bd(E)])] = N_{b^*g\alpha}[Bd(E)]$
- ix)  $N_{b^*g\alpha}[Bd(E)] = E \cap N_{b^*g\alpha}\text{-cl}(X \setminus E)$

**Proof.** *Statements i) to iv) are obvious by the definition of neutrosophic  $b^*g\alpha$ -border of  $E$ . If possible, let  $x \in N_{b^*g\alpha}\text{-int}(N_{b^*g\alpha}[Bd(E)])$ . Then  $x \in N_{b^*g\alpha}[Bd(E)]$ , since  $N_{b^*g\alpha}[Bd(E)] \subseteq E$ ,  $x \in N_{b^*g\alpha}\text{-int}(N_{b^*g\alpha}[Bd(E)]) \subseteq N_{b^*g\alpha}\text{-int}(E)$ . Therefore  $x \in N_{b^*g\alpha}\text{-int}(E) \cap N_{b^*g\alpha}[Bd(E)]$ , which is the contradiction to iii). Hence v) is proved.  $E$  is neutrosophic  $b^*g\alpha$ -open iff  $N_{b^*g\alpha}\text{-int}(E) = E$ . But  $N_{b^*g\alpha}[Bd(E)] = E \setminus N_{b^*g\alpha}\text{-Int}(E)$  implies  $N_{b^*g\alpha}[Bd(E)] = \phi$ . This proves vi) & vii). When  $E = N_{b^*g\alpha}[Bd(E)]$ , then the definition of neutrosophic  $b^*g\alpha$ -border of  $E$  becomes  $N_{b^*g\alpha}[Bd(N_{b^*g\alpha}[Bd(E)])] = N_{b^*g\alpha}[Bd(E)] \setminus N_{b^*g\alpha}\text{-int}(N_{b^*g\alpha}[Bd(E)])$ . By using vii), we get the proof of viii). Now,  $N_{b^*g\alpha}[Bd(E)] = E \setminus N_{b^*g\alpha}\text{-int}(E) = E \cap (X \setminus N_{b^*g\alpha}\text{-int}(E)) = E \cap N_{b^*g\alpha}\text{-cl}(X \setminus E)$ .*

## 5 Neutrosophic $b^*g\alpha$ -Frontier

**Definition 5.1.** For any subset  $E$  of  $X$ , the neutrosophic  $b^*g\alpha$ -frontier of  $E$  is defined by

$$N_{b^*g\alpha}[Fr(E)] = N_{b^*g\alpha}\text{-cl}(E) \setminus N_{b^*g\alpha}\text{-int}(E).$$

**Theorem 5.2.** *In the Neutrosophic topological space  $(X, \tau)$ , for any subset  $E$  of  $X$ , the following statements will be hold.*

- i)  $N_{b^*g\alpha}[Fr(\phi)] = N_{b^*g\alpha}[Fr(X)] = \phi$
- ii)  $N_{b^*g\alpha}\text{-int}(E) \cap N_{b^*g\alpha}[Fr(E)] = \phi$
- iii)  $N_{b^*g\alpha}[Fr(E)] \subseteq N_{b^*g\alpha}\text{-cl}(E)$
- iv)  $N_{b^*g\alpha}\text{-int}(E) \cup N_{b^*g\alpha}[Fr(E)] = N_{b^*g\alpha}\text{-cl}(E)$
- v)  $N_{b^*g\alpha}\text{-int}(E) = E \setminus N_{b^*g\alpha}[Fr(E)]$

- vi) If  $E$  is  $N_{b^*g\alpha}$ -closed, then  $E = N_{b^*g\alpha}\text{-int}(E) \cup N_{b^*g\alpha}[Fr(E)]$
- vii)  $Fr(E) = Fr(N_{b^*g\alpha}[Fr(E)])$
- viii) If  $E$  is  $N_{b^*g\alpha}$ -open, then  $E \cap N_{b^*g\alpha}[Fr(E)] = \phi$
- ix)  $X = N_{b^*g\alpha}\text{-cl}(E) \cup N_{b^*g\alpha}\text{-cl}(X \setminus E)$
- x) If  $E$  is  $N_{b^*g\alpha}$ -open, then  $N_{b^*g\alpha}[Fr(N_{b^*g\alpha}\text{-int}(E))] \subseteq N_{b^*g\alpha}[Fr(E)]$
- xi) If  $E$  is  $N_{b^*g\alpha}$ -closed, then  $N_{b^*g\alpha}[Fr(N_{b^*g\alpha}\text{-cl}(E))] \subseteq N_{b^*g\alpha}[Fr(E)]$
- xii) If  $E$  is  $N_{b^*g\alpha}$ -open iff  $N_{b^*g\alpha}[Fr(N_{b^*g\alpha}\text{-int}(E))] \cap N_{b^*g\alpha}\text{-int}(E) = \phi$

**Proof.** Statements i) to vii) are true by the definition of neutrosophic  $b^*g\alpha$ -frontier of  $E$ . By remark (3.5), If  $E$  is neutrosophic  $b^*g\alpha$ -open,  $E = N_{b^*g\alpha}\text{-int}(E)$  and by statement - ii),  $E \cap N_{b^*g\alpha}[Fr(E)] = \phi$ . Hence viii) is proved. statement ix) is obvious. Since  $N_{b^*g\alpha}\text{-int}(E)$  is  $N_{b^*g\alpha}$ -open, then  $N_{b^*g\alpha}\text{-int}(E) = E$ , which implies  $N_{b^*g\alpha}[Fr(N_{b^*g\alpha}\text{-int}(E))] \subseteq N_{b^*g\alpha}[Fr(E)]$ . Similarly, xi) can be proved. By remark(3.5) and by statement-ii), xii) is straight forward.

## 6 Connection between Neutrosophic $b^*g\alpha$ -Frontier and Neutrosophic $b^*g\alpha$ -Border

**Theorem 6.1.** In the neutrosophic topological space  $(X, \tau)$ , for any subset  $E$  of  $X$ , the following statements will be hold.

- i)  $N_{b^*g\alpha}[Bd(E)] \setminus N_{b^*g\alpha}[Fr(E)] = \phi$
- ii)  $N_{b^*g\alpha}[Bd(E)] \subseteq N_{b^*g\alpha}[Fr(E)]$
- iii)  $N_{b^*g\alpha}[Fr(N_{b^*g\alpha}[Bd(E)])] = N_{b^*g\alpha}[Bd(E)]$
- iv)  $N_{b^*g\alpha}[Bd(N_{b^*g\alpha}[Fr(E)])] = N_{b^*g\alpha}[Fr(E)]$
- v) If  $E$  is neutrosophic  $b^*g\alpha$ - open, then  $N_{b^*g\alpha}[Fr(E)] \cup N_{b^*g\alpha}[Bd(E)] = N_{b^*g\alpha}[Fr(E)]$
- vi)  $N_{b^*g\alpha}[Fr(E)] \cap N_{b^*g\alpha}[Bd(E)] = N_{b^*g\alpha}[Bd(E)]$
- vii)  $\overline{N_{b^*g\alpha}[Fr(E)]} \cup \overline{N_{b^*g\alpha}[Bd(E)]} = \overline{N_{b^*g\alpha}[Bd(E)]}$
- viii)  $\overline{N_{b^*g\alpha}[Fr(E)]} \cap \overline{N_{b^*g\alpha}[Bd(E)]} = \overline{N_{b^*g\alpha}[Fr(E)]}$

**Proof.** Statement i) to iv) are obvious by the definitions of Neutrosophic  $b^*g\alpha$ -Frontier and Neutrosophic  $b^*g\alpha$ -border of a set. Since  $E$  is Neutrosophic  $b^*g\alpha$ - open, then we have a statement from Neutrosophic  $b^*g\alpha$ -border of a set,  $N_{b^*g\alpha}[Bd(E)] = \phi$ , which implies  $N_{b^*g\alpha}[Fr(E)] \cup \phi = N_{b^*g\alpha}[Fr(E)]$ . Hence v) is proved. We know from statement - ii),  $N_{b^*g\alpha}[Bd(E)] \subseteq N_{b^*g\alpha}[Fr(E)]$  which implies  $N_{b^*g\alpha}[Fr(E)] \cap N_{b^*g\alpha}[Bd(E)] = N_{b^*g\alpha}[Bd(E)]$ . It gives the proof of vi). By the above statement,  $\overline{N_{b^*g\alpha}[Bd(E)]} = \overline{N_{b^*g\alpha}[Fr(E)] \cap N_{b^*g\alpha}[Bd(E)]}$ , and by using De Morgan's law,  $\overline{N_{b^*g\alpha}[Fr(E)]} \cap \overline{N_{b^*g\alpha}[Bd(E)]} = \overline{N_{b^*g\alpha}[Fr(E)] \cup N_{b^*g\alpha}[Bd(E)]}$ , it gives the proof of vii). Similarly we can prove the statement viii).

## 7 Conclusion

This article defined neutrosophic  $b^*g\alpha$ -closed sets in neutrosophic topological spaces and discussed some of their properties. Also neutrosophic  $b^*g\alpha$ -interior, neutrosophic  $b^*g\alpha$ -closure, neutrosophic  $b^*g\alpha$ -border and neutrosophic  $b^*g\alpha$ -frontier of a set were introduced and discussed their properties. The connection between neutrosophic  $b^*g\alpha$ -border of a set and neutrosophic  $b^*g\alpha$ -frontier of a set in neutrosophic topological spaces were established. This set can be used to derive few more new functions of neutrosophic  $b^*g\alpha$ -continuous and neutrosophic  $b^*g\alpha$ -homeomorphisms in neutrosophic topological spaces. In addition to this, it can be extended in the field of contra neutrosophic functions.

## References

- [1] A. A. Salama, F. Smarandache, and K.Valeri. Neutrosophic Crisp Sets and Neutrosophic Crisp Topological Spaces, Neutrosophic Sets and Systems, 2(2014), 25-30.
- [2] A. A. Salama, F. Smarandache, and K.Valeri. Neutrosophic Closed Set and Neutrosophic Continuous Functions, Neutrosophic Sets and Systems, 4(2014), 4-8.
- [3] A. A. Salama, and S. A. Alblowi. Neutrosophic Set and Neutrosophic Topological Spaces, IOSR-Journal of Mathematics, 3(4)(2012), 31-35.
- [4] A. A. Salama, and S. A. Alblowi. Generalized Neutrosophic Set and Generalized Neutrosophic Topological Spaces, Journal of Computer Science and Engineering, 2(7)(2012), 29-32.
- [5] C. L. Chang. Fuzzy Topological Spaces, Journal of Mathematical Analysis and Applications, 24(1968), 182-190.
- [6] D. Coker. An Introduction to Intuitionistic Fuzzy Topological Spaces, Fuzzy Sets and Systems, 88(1)(1997), 81-89.
- [7] D. Jayanthi.  $\alpha$  Generalized Closed Sets in Neutrosophic Topological Spaces, International Journal of Mathematics Trends and Technology, Conference Series, (2018), 88-91.
- [8] F. Smarandache. A Unifying Field of Logics. Neutrosophy: Neutrosophic Probability, Set and Logic, American Research Press, Rehoboth, 1998.
- [9] F. Smarandache. Neutrosophic Set - A Generalization of the Intuitionistic Fuzzy Set, International Journal of Pure and Applied Mathematics, 24(3)(2005), 287-297.
- [10] I. Arokiarani, R. Dhavaseelan, S. Jafari, and M. Parimala. On Some New Notions and Functions in Neutrosophic Topological Spaces, Neutrosophic Sets and Systems, 16(2017), 16-19.
- [11] K. Atanassov. Intuitionistic Fuzzy Sets, Fuzzy Sets and Systems, 20(1)(1986), 87-96.
- [12] L. A. Zadeh. Fuzzy Sets, Information and Control, 8(3)(1965), 338-353.
- [13] M. Parimala, F. Smarandache, S. Jafari, and R. Udhayakumar. On Neutrosophic  $\alpha\psi$ -Closed Sets, Information, 9(2018), 1-7.
- [14] M. Vigneshwaran, and S. Saranya.  $b^*g\alpha$ -Closed Sets and  $b^*g\alpha$ -Functions in Topological Spaces, International Journal of Innovative Research Explorer, 3(5)(2018), 172-183.
- [15] P. Evanzalin Ebenanjar, H. Jude Immaculate, and C. Bazil Wilfred. On Neutrosophic b-Open Sets in Neutrosophic Topological Space, Journal of Physics, Conference Series, (2018), 1-5.
- [16] P. Iswarya, and K. Bageerathi. A Study on Neutrosophic Frontier and Neutrosophic Semi-Frontier in Neutrosophic Topological Spaces, Neutrosophic Sets and Systems, 16(2017), 6-15.

- [17] R. Dhavaseelan, S. Jafari, C. Ozel, and M. A. Al-Shumrani. Generalized Neutrosophic Contra-Continuity, *New Trends in Neutrosophic Theory and Applications*, Vol. II, (2017), 1-17.
- [18] R. Dhavaseelan, and S. Jafari. Generalized Neutrosophic Closed sets, *New Trends in Neutrosophic Theory and Applications*, Vol. II, (2017), 261-273.
- [19] R. Santhi, and N. Udhayarani.  $N_\omega$ -Closed Sets in Neutrosophic Topological Spaces, *Neutrosophic Sets and Systems*, 12(2016), 114-117.
- [20] S. A. Alblowi, A. A. Salama, and Mohmed Eisa. New Concepts of Neutrosophic Sets, *International Journal of Mathematics and Computer Applications Research*, 3(4)(2013), 95-102.

Received: November 11, 2018.

Accepted: March 10, 2019.



# Neutrosophic modifications of Simplified TOPSIS for Imperfect Information (nS-TOPSIS)

Azeddine Elhassouny<sup>1</sup>, Florentin Smarandache<sup>2</sup>

<sup>1</sup>Rabat IT Center, ENSIAS, Mohammed V University In Rabat, Rabat, Morocco.

E-mail: azeddine.elhassouny@um5.ac.ma

<sup>2</sup>University of New, 705 Gurley Ave., Gallup, New Mexico 87301, USA.

E-mail: smarand@unm.edu

**Abstract:** Technique for order performance by similarity to ideal solution (TOPSIS) is a Multi-Criteria Decision-Making method (MCDM), that consists on handling real complex problems of decision-making. However, real MCDM problems are often involves imperfect information such as uncertainty and inconsistency. The imperfect information is often manipulated through Neutrosophics theory, using certain degree of truth (T), falsity degree (F) and indeterminacy degree(I). and thus single-valued neutrosophic set (SVNs) had prodded a strong capacity to model such complex information. To overcome that kind of problems, In this paper, first, the authors simplify the popular TOPSIS method to a lite TOPSIS (S-TOPSIS), that gives the same result as standard version. Second, mapping S-TOPSIS to Neutrosophics Environment, investigating SVNS, called nS-TOPSIS, to deal with imperfect information in the real decision-making problems. Numerical examples show the contributions of proposed S-TOPSIS method to get the same results with standard TOPSIS with simple way of calculus, and how Neutrosophic environment manage the uncertain information using SVN.

**Keywords:** Technique for order performance by similarity to ideal solution (TOPSIS), MCDM, Single-Valued Neutrosophic set(SVNs), Neutrosophic Simplified TOPSIS(nS-TOPSIS).

## 1 Introduction

Technique for Order Preference by Similarity to Ideal Solution(TOPSIS) is a popular Multicriteria Decision Making (MCDM). TOPSIS was first introduced by Hwang and Yoon ([1]) to deal with structuring Multicriteria issues with crisp numerical values in real situation. However, real MCDM problems are often formulated under as set of indeterminate or inconsistent information. Thus, TOPSIS consists on many complicate steps of calculation. To deal with thoses problems, First, we introduce a lite version of TOPSIS method (S-TOPSIS) with guaranty of obtention of the same results simplifying many complicated steps of calculation. Thus, we introduce single valued neutrosophic set (SVNs) modifications of Simplified TOPSIS (nS-TOPSIS).

To manage information outcome from real problem, that are usually endowed with imperfection such as uncertainty, fuzziness and inconsistency, Smarandache ([2,3]) initiated a new notion, which is a generalization of the Intuitionistic *Fuzzy* Set (IFS), called Neutrosophics Set (NS), which based on three values ( truth ( $T$ ), indeterminacy ( $I$ ), and falsity ( $F$ ) membership degrees). The main propriety of NS is that the sum

of three values is 3 instead of 1 in the case of IFS. Although, the NS as introduced by Smarandache was a philosophical concept, unable to be used in real study cases. Many researchers are working on to produce mathematical property, theories, Arithmetic Operations, etc. On the one hand, Wang and al. ([5]) embodied Neutrosophic concept in a metric, called single-valued neutrosophic set (SVNS) as three values in one (*truth – membership degree, indeterminacy – membership degree, and falsity – membership degree*). In addition, Broumi and al. ([4,6,7]) defined, in Neutrosophic space, similarity measure and distances metric between SVNS values. the defined SVNS show strong power to modelize imperfect information, such as uncertainty, imprecise, incomplete, and inconsistent information.

On the other hand, Other researchers are working on deploying Neutrosophic in MCDM field. Biswas ([8]) proposed extended TOPSIS Method to deal with real MCDM problems based on weighted Neutrosophic and aggregated SVNS operators

Ye [9,10] introduced two concepts, single valued neutrosophic cross-entropy of single valued neutrosophic and weighted correlation coefficient of SVNSs into multicriteria decision-making problems. Deli et al. [11] studied deploying Bipolar Neutrosophic Sets in Multi-Criteria Decision Making field

The remainder of the paper presents the preliminaries to build our Method, TOPSIS method and single valued neutrosophic set (SVNS). next Simplified-TOPSIS as first contribution was introduced. Then, hybrid methods Neutrosophic-TOPSIS and Neutrosophic-Simplified-TOPSIS are proposed to deal with real example. Results and discussions are presented at the end of this paper.

## 2 TOPSIS method

Consider a multi-attribute decision making problem that could be formulated as follow,  $A = \{A_1, A_2, \dots, A_n\}$  a set of  $m$  preferences, and  $C = \{C_1, C_2, \dots, C_n\}$  a set of  $n$  criteria. The relationships between preferences  $A_i$  and criteria  $C_j$  quantified by rating  $a_{ij}$  provided by decision maker. Weight vector  $W$  is a set of weights  $\omega_i$  associated to criteria  $C_j$ . The all details described above could be reshaped on decision matrix bellow, denoted by  $D$ .

$$D = (a_{ij})_{m \times n} = \begin{pmatrix} a_{11} & \cdots & a_{1m} \\ \vdots & \ddots & \vdots \\ a_{n1} & \cdots & a_{nm} \end{pmatrix} \text{ (Decision Matrix)} \quad (2.1)$$

Technique for order performance by similarity to ideal solution (TOPSIS) method summarized as follow:

**Step 1:** Calculate normalized form of decision matrix  $r_{ij}$  dividing each element  $a_{ij}$  on the sum of whole column.

$$r_{ij} = a_{ij} / \left( \sum_{i=1}^m a_{ij}^2 \right)^{0.5}; \quad j = 1, 2, \dots, n; \quad i = 1, 2, \dots, m \quad (2.2)$$

**Step 2:** Calculate also weighted form  $v_{ij}$  of matrix  $r_{ij}$  obtained from previous step, multiplying each element  $r_{ij}$  by its associated weight  $w_j$ .

$$v_{ij} = w_j r_{ij}; \quad j = 1, 2, \dots, n; \quad i = 1, 2, \dots, m \quad (2.3)$$

**Step 3:** Based on the weighted decision matrix, we calculate positive ideal solution (POS) and negative ideal solution (NIS).

$$A^+ = (v_1^+, v_2^+, \dots, v_n^+) = \left\{ \begin{array}{l} (\max_i \{v_{ij} | j \in B\}), \\ (\min_i \{v_{ij} | j \in C\}) \end{array} \right\} \tag{2.4}$$

$$A^- = (v_1^-, v_2^-, \dots, v_n^-) = \left\{ \begin{array}{l} (\min_i \{v_{ij} | j \in B\}), \\ (\max_i \{v_{ij} | j \in C\}) \end{array} \right\} \tag{2.5}$$

$B$  quantify the benefit set, and  $C$  is the cost attribute set. **Step 4:** By subtracting each weighted element  $v_{ij}$  From POS and NIS, we got tow vectors of separation measures cited below.

$$S_i^+ = \left\{ \sum_{j=1}^n (v_{ij} - v_j^+)^2 \right\}^{0.5} ; i = 1, 2 \dots, m \tag{2.6}$$

$$S_i^- = \left\{ \sum_{j=1}^n (v_{ij} - v_j^-)^2 \right\}^{0.5} ; i = 1, 2 \dots, m \tag{2.7}$$

**Step 5:** Using the both measures calculated in the previous step, we calculate the rating metric.

$$T_i = \frac{S_i^-}{(S_i^+ + S_i^-)} ; i = 1, 2 \dots, m \tag{2.8}$$

Once we calculate  $T_i$  that will be used to rank set of alternatives  $A_i$ .

## 2.1 Numerical example

Let consider the numerical example summarized by table Table-1. below, that contains alternatives with respect of criteria weights.

$a_{ij}$	$C_1$	$C_2$	$C_3$
$\omega_i$	12/16	3/16	1/16
$A_1$	7	9	9
$A_2$	8	7	8
$A_3$	9	6	8
$A_4$	6	7	8

Table 1: Decision Matrix.

Table Table-2. is result of application of this formula  $\sum_{i=1}^n a_{ij}$  on each column.

To determine Normalized matrix  $r_{ij}$  Table-3. each value is divide by  $(\sum_{i=1}^n a_{ij}^2)^{1/2}$  :

Weighted Decision matrix  $v_{ij}$  Table-4 is the multiplication of each column by  $w_j$ .

The table Table-5. below figure out the solution of the above MCDM problem listing furthermore, final rankings for decision matrix, separation metric from POS and NIS.

Preferences, in descending preference order, are ranked as  $A_3 > A_1 > A_4 > A_2$  as showed in Table-5.

$a_{ij}^2$	$C_1$	$C_2$	$C_3$
$\omega_i$	12/16	3/16	1/16
$A_1$	49	81	81
$A_2$	64	49	64
$A_3$	81	36	64
$A_4$	36	49	64
$\sum_{i=1}^n a_{ij}$	230	215	273

Table 2: Multiple decision matrix.

$r_{ij}$	$C_1$	$C_2$	$C_3$
$\omega_i$	12/16	3/16	1/16
$A_1$	0.4616	0.6138	0.5447
$A_2$	0.5275	0.4774	0.4842
$A_3$	0.5934	0.4092	0.4842
$A_4$	0.3956	0.4774	0.4842
$\sum_{i=1}^n a_{ij}$	230	215	273

Table 3: Normalized decision matrix.

### 3 Simplified-TOPSIS method (our proposed method)

The Simplified-TOPSIS algorithmic consists on steps bellow :

**Step 1:** Structure the criteria of the decision-making problem under a hierarchy.

Let consider  $C = \{C_1, C_2, \dots, C_n\}$  is a set of Criteria, with  $n \geq 2$ ,  $A = \{A_1, A_2, \dots, A_n\}$  is the set of Preferences (Alternatives), with  $m \geq 1$ ,  $a_{ij}$  the score of preference  $i$  with respect to criterion  $j$ , and let  $\omega_i$  weight of criteria  $C_i$ .

$$D = (a_{ij})_{m \times n} = \begin{pmatrix} a_{11} & \cdots & a_{1m} \\ \vdots & \ddots & \vdots \\ a_{n1} & \cdots & a_{nm} \end{pmatrix} \quad \text{(Decision Matrix)} \quad (3.1)$$

**Step 2:** Calculation of the Weighted Decision Matrix  $v_{ij}$ .

Let  $v_{ij}$  Weighted Decision Matrix (WDM) that is obtained by multiplication of each column by its weight.

$$v_{ij} = w_j a_{ij}; \quad j = 1, 2, \dots, n; \quad i = 1, 2, \dots, m \quad (3.2)$$

The difference between proposed method and standard TOPSIS section 2), the normalized step is ignored and WDM  $v_{ij}$  is calculated directly without normalization by multiplying  $a_{ij}$  with  $w_j$ .

**Step 3:** Determination of LIS and SIS.

The maximum (largest) ideal solution (LIS), as its name indicate, is the the set of maximums raws and smallest ideal solution (SIS) is the set of minimums raws.

$$A^+ = (v_1^+, v_2^+, \dots, v_m^+) = (\max_i \{v_{ij} | j = 1, 2, \dots, n\}) \quad (3.3)$$

$v_{ij}$	$C_1$	$C_2$	$C_3$
$\omega_i$	12/16	3/16	1/16
$A_1$	0.3462	0.1151	0.0340
$A_2$	0.3956	0.0895	0.0303
$A_3$	0.4451	0.0767	0.0303
$A_4$	0.2967	0.0895	0.0303
$v_{max}$	0.4451	0.1151	0.0340
$v_{min}$	0.2967	0.0767	0.0303

Table 4: Weighted decision matrix.

Alternative	$S_i^+$	$S_i^-$	$T_i$
$A_1$	0.0989	0.0627	0.3880
$A_2$	0.0558	0.0997	0.6412
$A_3$	0.0385	0.1484	<b>0.7938</b>
$A_4$	0.1506	0.0128	0.0783

Table 5: Distance measure and ranking coefficient.

$$A^+ = (v_1^-, v_2^-, \dots, v_m^-) = \left( \min_i \{v_{ij} | j = 1, 2, \dots, n\} \right) \tag{3.4}$$

**Step 4:** Calculation of positive and negative solutions.

The positive and negative solution are the entropies of orders two of calculated using the formulas below respectively:

$$S_i^+ = \left\{ \sum_{j=1}^n (v_{ij} - v_j^+)^2 \right\}^{0.5} ; i = 1, 2 \dots, m \tag{3.5}$$

$$S_i^- = \left\{ \sum_{j=1}^n (v_{ij} - v_j^-)^2 \right\}^{0.5} ; i = 1, 2 \dots, m \tag{3.6}$$

Arrange preferences (set of alternatives A) based on value of sums of either alternative solutions ( $S_i^+$ ) or ( $S_i^-$ ). The choice of minimum or maximum depend on nature of problem, if the problem to be minimized or maximized

**Step 5 (optional):** Another step is missed in our Simplified TOPSIS is calculation of ranking measure  $T_i$  (relative closeness to the ideal solution), because of many reasons : first preferences can classified according to many aggregated measures calculated before, second, it's a way of normalization that can be changed by any form of normalization dividing by max, or normalized to [0, 1] range, etc.

$$T_i = \frac{S_i^-}{(S_i^+ + S_i^-)} ; i = 1, 2 \dots, m \tag{3.7}$$

### 3.1 Numerical example

In order to check the consistency of our proposed method, the Simplified-TOPSIS method is applied on the same example (Decision Matrix presented in Table-1.) as classical TOPSIS.

$a_{ij}$	$C_1$	$C_2$	$C_3$
$\omega_i$	12/16	3/16	1/16
$A_1$	7	9	9
$A_2$	8	7	8
$A_3$	9	6	8
$A_4$	6	7	8

Table 6: Decision matrix.

Weighed Decision Matrix is gotten (Table-2.).

$\omega_j a_{ij}$	$C_1$	$C_2$	$C_3$
$\omega_i$	12/16	3/16	1/16
$A_1$	84/16	27/16	9/16
$A_2$	96/16	21/16	8/16
$A_3$	108/16	18/16	8/16
$A_4$	72/16	21/16	8/16

Table 7: Weighted decision matrix.

Next, we calculate the positive and negative solutions as follow :

$$\begin{aligned}
 S1+ &= |84/16-108/16| + |27/16-27/16| + |9/16-9/16| = 1.5000 \\
 S2+ &= |96/16-108/16| + |21/16-27/16| + |8/16-9/16| = 1.1875 \\
 S3+ &= |108/16-108/16| + |18/16-27/16| + |8/16-9/16| = 0.6250 \\
 S4+ &= |72/16-108/16| + |21/16-27/16| + |8/16-9/16| = 2.6875 \\
 S1- &= |84/16-72/16| + |27/16-18/16| + |9/16-8/16| = 1.3750 \\
 S2- &= |96/16-72/16| + |21/16-18/16| + |8/16-8/16| = 1.6875 \\
 S3- &= |108/16-72/16| + |18/16-18/16| + |8/16-8/16| = 2.2500 \\
 S4- &= |72/16-72/16| + |21/16-18/16| + |8/16-8/16| = 0.1875
 \end{aligned}$$

By the end we got both sets of negative and positive solutions ( $S3-$ ,  $S2-$ ,  $S1-$ ,  $S4-$ ) and ( $S3+$ ,  $S2+$ ,  $S1+$ ,  $S4+$ ), before arranging preferences, we need to determine which solutions to use, that decision tacked based on the nature of problem, if we seek to minimize or maximize. The minimization of the solution, such as cost to pay, consists on the solution closer to the negative solution, while he maximization of the solution, such as price to sale, consists on the solution closer to the positive solution.

The optional ranking measure  $T_i$  confirm the same result.

$$T1 = (S1-)/[(S1-) + (S1+)] = 0.478261 \quad (3.8)$$

$$T2 = (S2-)/[(S2-) + (S2+)] = 0.586957 \quad (3.9)$$

$$T3 = (S3-)/[(S3-) + (S3+)] = 0.782609 \quad (3.10)$$

$$T4 = (S4-)/[(S4-) + (S4+)] = 0.065217 \quad (3.11)$$

The table (Table-8.) figure out all calculus did before

<i>Alternative</i>	$S_i^+$	$S_i^-$	$T_i$
$A_1$	1.5000	1.3750	0.478261
$A_2$	1.1875	1.6875	0.586957
$A_3$	0.6250	2.2500	0.782609
$A_4$	2.6875	0.1875	0.065217

Table 8: Distance measure and ranking coefficient.

By applying Simplified-TOPSIS, we get for  $T_3$  (0.782609),  $T_2$ (0.586957),  $T_1$ (0.478261) and  $T_4$ (0.065217), and we got with classical TOPSIS  $T_3$ (0.7938),  $T_2$ (0.6412),  $T_1$ (0.3880) and  $T_4$ (0.0783). Hence the order obtained with our approach simplified-TOPSIS is the same of classical TOPSIS:  $T_3$ ,  $T_2$ ,  $T_1$  and  $T_4$ , with little change in values between both approaches.

The both methods our simplified-TOPSIS and Standard TOPSIS produce the same results with the same ranking ( $T_3, T_2, T_1$  and then  $T_4$ ), with a little differences of ranking measures. For example, with Simplified-TOPSIS  $T_3$  is 0.782609, and with TOPSIS  $T_3$  is 0.7938, the same for all others (Simplified-TOPSIS :  $T_2$ (0.586957),  $T_1$ (0.478261) and  $T_4$ (0.065217) and with TOPSIS :  $T_2$ (0.6412),  $T_1$ (0.3880) and  $T_4$ (0.0783).

## 4 Standard TOPSIS in Neutrosophic [12]

Standard TOPSIS in Neutrosophic procedure can be summarized as follow :

**Step 1:** In order to apply neutrosophic TOPSIS algorithm, crisp number Decision Matrix need to be mapped to single valued neutrosophic environment, then, we got neutrosophic decision matrix

$$D = (d_{ij}) \begin{matrix} 1 \leq i \leq n \\ 1 \leq j \leq m \end{matrix} = (T_{ij}, I_{ij}, F_{ij}) \begin{matrix} 1 \leq i \leq n \\ 1 \leq j \leq m \end{matrix} \quad (\text{Neutrosophic Decision Matrix}) \quad (4.1)$$

Where  $T_{ij}$ ,  $I_{ij}$  and  $F_{ij}$  are truth, indeterminacy and falsity membership scores respectively.  $i$  refer to preference  $A_i$  and  $j$  to criterion  $C_j$ .

And  $w = (\omega_1, \omega_2, \dots, \omega_n)$  with  $\omega_i$  a single valued neutrosophic weight of criteria (so  $\omega_i = (a_i, b_i, c_i)$ ).

**Example 1:**

To compare our method Neutrosophic Simplified TOPSIS (nS-TOPSIS : section 5) and standard Neutrosophic TOPSIS proposed by Biswas ([11]). we use Biswas’s numerical example.

Let ( $DM_1, DM_2, DM_3, DM_4$ ) four decisions makers aims to select an alternative  $A_i$  ( $A_1, A_2, A_3, A_4$ ) with respect six criteria ( $C_1, C_2, C_3, C_4, C_5, C_6$ ). The mapped weights of criteria and decision matrix in Neutrosophic environment are presented in tables Table-9. and Table-10. respectively.

	$C_1$	$C_2$	$C_3$
$\omega_i$	(0.755, 0.222, 0.217)	(0.887, 0.113, 0.107)	(0.765, 0.226, 0.182)
	$C_4$	$C_5$	$C_6$
$\omega_i$	(0.692, 0.277, 0.251)	(0.788, 0.200, 0.180)	(0.700, 0.272, 0.244)

Table 9: Criteria weights.

	$C_1$	$C_2$	$C_3$
$A_1$	(0.864, 0.136, 0.081)	(0.853, 0.147, 0.: 092)	(0.800, 0.200, 0.150)
$A_2$	(0.667, 0.333, 0.277)	(0.727, 0.273, 0.219)	(0.667, 0.333, 0.277)
$A_3$	(0.880, 0.120, 0.067)	(0.887, 0.113, 0.064)	(0.834, 0.166, 0.112)
$A_4$	(0.667, 0.333, 0.277)	(0.735, 0.265, 0.195)	(0.768, 0.232, 0.180)
	$C_4$	$C_5$	$C_6$
$A_1$	(0.704, 0.296, 0.241)	(0.823, 0.177, 0.123)	(0.864, 0.136, 0.081)
$A_2$	(0.744, 0.256, 0.204)	(0.652, 0.348, 0.293)	(0.608, 0.392, 0.336)
$A_3$	(0.779, 0.256, 0.204)	(0.811, 0.189, 0.109)	(0.850, 0.150, 0.092)
$A_4$	(0.727, 0.273, 0.221)	(0.791, 0.209, 0.148)	(0.808, 0.192, 0.127)

Table 10: Neutrosophic Decision Matrix.

**Step 2:** Weighted decision matrix in neutrosophic is gotten by applying aggregation operator of multiplication i. e. application of generalization of multiplication operator in Neutrosophic space.

$$D^w = D \otimes W = (d_{ij}^w)_{\substack{1 \leq i \leq n \\ 1 \leq j \leq m}} = (T_{ij}^w, I_{ij}^w, F_{ij}^w)_{\substack{1 \leq i \leq n \\ 1 \leq j \leq m}} \quad (4.2)$$

**Step 3:** Calculate of POS-SVNs (positive ideal solution in SVNs) and NIS-SVNs (negative ideal solution in SVNS) measures.

$$T_j^{w+} = \{(\max_i \{T_{ij}^{w+} | j \in B\}), (\min_i \{T_{ij}^{w+} | j \in C\})\} \quad (4.3)$$

$$Q_N^+ = (d_1^{w+}, d_2^{w+}, \dots, d_n^{w+}) \quad (4.4)$$

$$T_j^{w+} = \{(\max_i \{T_{ij}^{w+} | j \in B\}), (\min_i \{T_{ij}^{w+} | j \in C\})\} \quad (4.5)$$

$$I_j^{w+} = \{(\min_i \{I_{ij}^{w+} | j \in B\}), (\max_i \{I_{ij}^{w+} | j \in C\})\} \quad (4.6)$$

$$F_j^{w+} = \{(\min_i \{F_{ij}^{w+} | j \in B\}), (\max_i \{F_{ij}^{w+} | j \in C\})\} \quad (4.7)$$

$$Q_N^- = (d_1^{w-}, d_2^{w-}, \dots, d_n^{w-}) \quad (4.8)$$

$$T_j^{w-} = \{(\min_i \{T_{ij}^{w-} | j \in B\}), (\max_i \{T_{ij}^{w-} | j \in C\})\} \quad (4.9)$$

$$I_j^{w-} = \{(\max_i \{I_{ij}^{w-} | j \in B\}), (\min_i \{I_{ij}^{w-} | j \in C\})\} \quad (4.10)$$

$$F_j^{w-} = \{(\max_i \{F_{ij}^{w-} | j \in B\}), (\min_i \{F_{ij}^{w-} | j \in C\})\} \quad (4.11)$$

Where  $B$  represents the benefit and  $C$  quantify the cost.



**Step 4:** Calculate length of each alternative from the POS-SVNs and NIS-SVNs calculated in previous step.

$$D_{Eu}^{i+}(d_{ij}^{wj}, d_{ij}^{w+}) = \sqrt{\frac{1}{3n} \sum_{j=1}^n \left\{ \begin{array}{l} (T_{ij}^{wj}(x) - T_{ij}^{w+}(x))^2 + \\ (I_{ij}^{wj}(x) - I_{ij}^{w+}(x))^2 + \\ (F_{ij}^{wj}(x) - F_{ij}^{w+}(x))^2 \end{array} \right\}} \tag{4.12}$$

$$D_{Eu}^{i-}(d_{ij}^{wj}, d_{ij}^{w-}) = \sqrt{\frac{1}{3n} \sum_{j=1}^n \left\{ \begin{array}{l} (T_{ij}^{wj}(x) - T_{ij}^{w-}(x))^2 + \\ (I_{ij}^{wj}(x) - I_{ij}^{w-}(x))^2 + \\ (F_{ij}^{wj}(x) - F_{ij}^{w-}(x))^2 \end{array} \right\}} \tag{4.13}$$

With  $i = 1, 2 \dots, m$

**Step 5:** Calculate the aggregated coefficient of closeness in Neutrosophic.

$$C_i^* = \frac{NS_i^-}{(NS_i^+ + NS_i^-)}; i = 1, 2 \dots, m \tag{4.14}$$

All values of aggregated coefficient of closeness are shown in the table Table-11. below.

Alternative	$C_i^*$
$A_1$	0.8190
$A_2$	0.1158
$A_3$	<b>0.8605</b>
$A_4$	0.4801

Table 11: Closeness Coefficient.

Using the associate values of aggregated coefficient of closeness  $C_i^*$  to preference  $A_i$ , in descending order, to rank alternatives. Hence, preferences could be ordered as follow  $A_3 > A_1 > A_4 > A_2$ . Then, the alternative  $A_3$  is the best solution.

## 5 Neutrosophic-Simplified-TOPSIS (our proposed method)

**Step 1:** Construct Neutrosophic decision matrix.

As made for Standard Neutrosophic TOPSIS, let consider neutrosophic decision matrix and SVNs weighted criteria.

$$D = (d_{ij}) \begin{matrix} 1 \leq i \leq n \\ 1 \leq j \leq m \end{matrix} = (T_{ij}, I_{ij}, F_{ij}) \begin{matrix} 1 \leq i \leq n \\ 1 \leq j \leq m \end{matrix} \tag{5.1}$$

$$\begin{matrix} A_1 \\ A_2 \\ \vdots \\ A_m \end{matrix} \begin{pmatrix} C_1 & C_2 & \dots & C_n \\ d_{11} & d_{12} & \dots & d_{1n} \\ d_{21} & d_{22} & \dots & \vdots \\ \vdots & \vdots & \ddots & \vdots \\ d_{m1} & \dots & \dots & d_{mn} \end{pmatrix}$$

Where  $T_{ij}$  denote truth,  $I_{ij}$  indeterminacy and  $N_{ij}$  falsity membership score of preference  $i$  knowing  $j$  in neutrosophic environment.

$w = (\omega_1, \omega_2, \dots, \omega_n)$  with  $\omega_i$  a single valued neutrosophic weight of criteria (so  $\omega_i = (a_i, b_i, c_i)$ ).

**Step 2:** Calculate SVNs weighted decision matrix.

$$D^w = D \otimes W = (d_{ij}^w) \begin{matrix} 1 \leq i \leq n \\ 1 \leq j \leq m \end{matrix} = \omega_j \otimes d_{ij}^w = (T_{ij}^w, I_{ij}^w, F_{ij}^w) \begin{matrix} 1 \leq i \leq n \\ 1 \leq j \leq m \end{matrix} \quad (5.2)$$

$$\omega_j \otimes d_{ij} = (a_j T_{ij}, b_j + I_{ij} - b_j I_{ij}, c_j + F_{ij} - c_j F_{ij}) \quad (5.3)$$

**Step 3:** Calculate LNIS and SNIS metrics.

LNIS and SNIS are maximum (larger) and minimum (smaller) neutrosophic ideal solution respectively.

$$A_N^+ = (d_1^{w+}, d_2^{w+}, \dots, d_n^{w+}) \quad (5.4)$$

$$d_j^{w+} = (T_j^{w+}, I_j^{w+}, F_j^{w+}) \quad (5.5)$$

$$T_j^{w+} = \{(\max_i \{T_{ij}^{w_j} | j = 1, \dots, n\})\} \quad (5.6)$$

$$I_j^{w+} = \{(\min_i \{I_{ij}^{w_j} | j = 1, \dots, n\})\} \quad (5.7)$$

$$F_j^{w+} = \{(\min_i \{F_{ij}^{w_j} | j = 1, \dots, n\})\} \quad (5.8)$$

$$A_N^- = (d_1^{w-}, d_2^{w-}, \dots, d_n^{w-}) \quad (5.9)$$

$$d_j^{w-} = (T_j^{w-}, I_j^{w-}, F_j^{w-}) \quad (5.10)$$

$$T_j^{w-} = \{(\min_i \{T_{ij}^{w_j} | j = 1, \dots, n\})\} \quad (5.11)$$

$$I_j^{w-} = \{(\max_i \{I_{ij}^{w_j} | j = 1, \dots, n\})\} \quad (5.12)$$

$$F_j^{w-} = \{(\max_i \{F_{ij}^{w_j} | j = 1, \dots, n\})\} \quad (5.13)$$

**Step 4:** Determination of the distance measure of every alternative from the RNPIS and the RNNIS for SVNSs.

To perform that calculus, we need to introduce a new distance measure, in this paper we mapped Manhattan distance ([13]) to Neutrosophic environment (definition 1). The new proposed distance called Neutrosophic Manhattan distance that perform the difference between two single-valued neutrosophic(SVNs) measures.

**Definition 1.** Let  $X_1 = (x_1, y_1, z_1)$  and  $X_2 = (x_2, y_2, z_2)$  be a SVN numbers. Then the separation measure between  $X_1$  and  $X_2$  based on Manhattan distance is defined as follows:

$$D_{Manh}(X_1, X_2) = |x_1 - x_2| + |y_1 - y_2| + |z_1 - z_2| \quad (5.14)$$

The application of Neutrosophic Manhattan distance to calculate the separation from the maximum and minimum Neutrosophic ideal solution respectively are :

$$D_{Manh}^{j+} (d_{ij}^{wj}, d_{ij}^{w+}) = \left\{ \begin{array}{l} |T_{ij}^{wj}(x) - T_{ij}^{w+}(x)| + \\ |I_{ij}^{wj}(x) - I_{ij}^{w+}(x)| + \\ |F_{ij}^{wj}(x) - F_{ij}^{w+}(x)| \end{array} \right\} \tag{5.15}$$

with  $j = 1, 2 \dots, n$

$$NS_i^+ = \sum_{j=1}^n D_{Manh}^{j+} (d_{ij}^{wj}, d_{ij}^{w+}) \tag{5.16}$$

with  $i = 1, 2 \dots, m$

Similarly, the separation from the minimum neutrosophic ideal solution is:

$$D_{Manh}^{j-} (d_{ij}^{wj}, d_{ij}^{w-}) = \left\{ \begin{array}{l} |T_{ij}^{wj}(x) - T_{ij}^{w-}(x)| + \\ |I_{ij}^{wj}(x) - I_{ij}^{w-}(x)| + \\ |F_{ij}^{wj}(x) - F_{ij}^{w-}(x)| \end{array} \right\} \tag{5.17}$$

with  $j = 1, 2 \dots, n$

$$NS_i^- = \sum_{j=1}^n D_{Manh}^{j-} (d_{ij}^{wj}, d_{ij}^{w-}) \tag{5.18}$$

with  $i = 1, 2 \dots, m$

Preferences are ordered regarding to the values of  $NS_i^-$  or according to  $1/NS_i^+$ . In other words, the alternatives with the highest appraisal score is the best solution.

**Step 5:** Rank the alternatives according to Ranking coefficient  $NT_i$ .

Ranking coefficient is formulated as :

$$NT_i = \frac{NS_i^-}{(NS_i^+ + NS_i^-)}; i = 1, 2 \dots, m \tag{5.19}$$

A set of alternatives can now be ranked according to the descending order of the value of  $NT_i$

### 5.1 Numerical example

**Step 1.** Formulate the MCDM problem in neutrosophic by building Neutrosophic decision matrix decision matrix and SVN weights of criteria.

Let  $A_i (A_1, A_2, A_3, A_4)$  a set of alternative and  $C_i (C_1, C_2, C, C_4, C_5, C_6)$  a set of criteria. Let considers the following neutrosophic weights of criteria (Table-12.) and neutrosophic decision matrix (Table-13.) respectively (used in above example 1).

**Step 2:** Calculation of SVN Weighted Decision Matrix

$$D^w = (d_{ij}^w)_{\substack{1 \leq i \leq n \\ 1 \leq j \leq m}} = (T_{ij}^w, I_{ij}^w, F_{ij}^w)_{\substack{1 \leq i \leq n \\ 1 \leq j \leq m}} \tag{5.20}$$

	$C_1$	$C_2$	$C_3$
$\omega_i$	(0.755, 0.222, 0.217)	(0.887, 0.113, 0.107)	(0.765, 0.226, 0.182)
	$C_4$	$C_5$	$C_6$
$\omega_i$	(0.692, 0.277, 0.251)	(0.788, 0.200, 0.180)	(0.700, 0.272, 0.244)

Table 12: Criteria neutrosophic weights.

$d_{ij}$	$C_1$	$C_2$	$C_3$
$A_1$	(0.864, 0.136, 0.081)	(0.853, 0.147, 0.092)	(0.800, 0.200, 0.150)
$A_2$	(0.667, 0.333, 0.277)	(0.727, 0.273, 0.219)	(0.667, 0.333, 0.277)
$A_3$	(0.880, 0.120, 0.067)	(0.887, 0.113, 0.064)	(0.834, 0.166, 0.112)
$A_4$	(0.667, 0.333, 0.277)	(0.735, 0.265, 0.195)	(0.768, 0.232, 0.180)
	$C_4$	$C_5$	$C_6$
$A_1$	(0.704, 0.296, 0.241)	(0.823, 0.177, 0.123)	(0.864, 0.136, 0.081)
$A_2$	(0.744, 0.256, 0.204)	(0.652, 0.348, 0.293)	(0.608, 0.392, 0.336)
$A_3$	(0.779, 0.256, 0.204)	(0.811, 0.189, 0.109)	(0.850, 0.150, 0.092)
$A_4$	(0.727, 0.273, 0.221)	(0.791, 0.209, 0.148)	(0.808, 0.192, 0.127)

Table 13: Neutrosophic Decision Matrix.

$$d_{ij}^w = \left( a_j T_{ij}, b_j + I_{ij} - b_j I_{ij}, c_j + F_{ij} - c_j F_{ij} \right) \tag{5.21}$$

SVNs Weighted Decision Matrix is obtained by multiplication of weights of criteria with its associated column of neutrosophic decision matrix:

$$T_{11}^\omega = 0.864 \times 0.755 = 0.6523$$

$$I_{11}^\omega = 0.136 + 0.222 - 0.136 \times 0.222 = 0.328$$

$$F_{11}^\omega = 0.081 + 0.217 - 0.081 \times 0.217 = 0.280$$

$d_{ij}^w$	$C_1$	$C_2$	$C_3$
$A_1$	(0.6523, 0.328, 0.28)	(0.7566, 0.2434, 0.1892)	(0.612, 0.381, 0.305)
$A_2$	(0.5036, 0.481, 0.434)	(0.6448, 0.3552, 0.3026)	(0.510, 0.484, 0.409)
$A_3$	(0.6644, 0.315, 0.269)	(0.787, 0.2132, 0.1642)	(0.638, 0.354, 0.274)
$A_4$	(0.5036, 0.481, 0.434)	(0.6519, 0.3481, 0.2811)	(0.588, 0.406, 0.329)
	$C_4$	$C_5$	$C_6$
$A_1$	(0.487, 0.491, 0.432)	(0.649, 0.342, 0.281)	(0.605, 0.371, 0.305)
$A_2$	(0.515, 0.462, 0.404)	(0.514, 0.478, 0.420)	(0.426, 0.557, 0.498)
$A_3$	(0.539, 0.462, 0.404)	(0.639, 0.351, 0.269)	(0.595, 0.381, 0.314)
$A_4$	(0.503, 0.474, 0.417)	(0.623, 0.367, 0.301)	(0.566, 0.412, 0.34)

Table 14: Weighted Neutrosophic decision matrix.

**Step 3:** Determination of LNIS and SNIS.

	$C_1$	$C_2$	$C_3$
$d_j^{\omega+}$	(0.664, 0.315, 0.269)	(0.887, 0.213, 0.264)	(0.638, 0.354, 0.274)
	$C_4$	$C_5$	$C_6$
$d_j^{\omega+}$	(0.539, 0.462, 0.404)	(0.649, 0.341, 0.294)	(0.605, 0.371, 0.305)

Table 15: Maximum (large) Neutrosophic Ideal Solution(LNIS).

	$C_1$	$C_2$	$C_3$
$d_j^{\omega-}$	(0.504, 0.481, 0.434)	(0.645, 0.355, 0.303)	(0.510, 0.484, 0.409)
	$C_4$	$C_5$	$C_6$
$d_j^{\omega-}$	(0.487, 0.491, 0.432)	(0.514, 0.478, 0.420)	(0.426, 0.557, 0.498)

Table 16: Minimum (smaller) Neutrosophic Ideal Solution (SNIS).

	$NS_i^+$	$NS_i^-$	$NT_i$
$A_1$	0,324	2,07	0,86459295
$A_2$	2,31	0,084	0,03521102
$A_3$	0,047	2,347	<b>0,98021972</b>
$A_4$	1,293	1,101	0,45987356

Table 17: Neutrosophic Separation Measures and Neutrosophic Measure Ranking.

**Step 4:** Calculation of  $NS_i^+$  and  $NS_i^-$  To calculate  $NS_i^+$  and  $NS_i^-$ , we calculate sum of each line, and then subtracting from the LNIS and from SNIS respectively.

According to the obtained result (Table-17.), alternatives can be ranked as follow  $A_3 > A_1 > A_4 > A_2$ . Then the best preference is  $A_3$ . Using the same example, our proposed method neutrosophic-simplified-TOPSIS(nTOPSIS), we get similar result as neutrosophic-TOPSIS.

## 6 Conclusion

This paper aims to present tow new TOPSIS based approaches for MCDM. First one is Simplified TOPSIS (sTOPSIS) that simplify the TOPSIS calculation procedure. Second one, neutrosophic simplified-TOPSIS (nTOPSIS) extend the proposed method to neutrosophic environment, that use, instead of crisp number, the single valued neutrosophic(SVN). To formulate the both proposed method, many measures are defined such as Neutrosophic Manhattan Distance measure, that is used to calculate, distances from Maximum (larger) Neutrosophic Ideal Solution (LNIS) minimum neutrosophic ideal solutions, as two new defined measures.

## References

- 1 C. L. Hwang and K. Yoon, Multiple Attribute Decision Making Methods and Applications, Springer, Heidelberg, Germany, 1981.
- 2 Smarandache, F. (1999). A unifying field in logics. Neutrosophy: Neutrosophic probability, set and logic, American Research Press, Rehoboth.
- 3 Smarandache, F. (2005). A generalization of the intuitionistic fuzzy set. International journal of Pure and Applied Mathematics, 24, 287-297.
- 4 Broumi, S., Deli, I., & Smarandache, F. (2014). Distance and similarity measures of interval neutrosophic soft sets. Neutrosophic Theory and Its Applications. 79.
- 5 Wang, H., Smarandache, F., Zhang, Y., & Sunderraman, R. (2010). SINGLE VALUED NEUTROSOPHIC SETS. Review of the Air Force Academy, 17(??).
- 6 Said Broumi, and Florentin Smarandache, Several Similarity Measures of Neutrosophic Sets” ,Neutrosophic Sets and Systems,VOL1 ,2013,54 62.
- 7 Broumi, S., Ye, J., & Smarandache, F. (2015). An Extended TOPSIS Method for Multiple Attribute Decision Making based on Interval Neutrosophic Uncertain Linguistic Variables. Neutrosophic Sets & Systems, 8.
- 8 Biswas, P., Pramanik, S., & Giri, B. C. (2015). TOPSIS method for multi-attribute group decision-making under single-valued neutrosophic environment. Neural Computing and Applications, 1-11.
- 9 Ye, J. (2013). Multicriteria decision-making method using the correlation coefficient under single-valued neutrosophic environment. International Journal of General Systems, 42(4), 386-394.
- 10 Ye, J. (2014). Single valued neutrosophic cross-entropy for multicriteria decision making problems. Applied Mathematical Modelling, 38(3), 1170-1175.
- 11 I. Deli, M. Ali, and F. Smarandache, Bipolar Neutrosophic Sets And Their Application Based On Multi-Criteria Decision Making Problems. (Proceeding of the 2015 International Conference on Advanced Mechatronic Systems, Beijing, China, August 22-24, 2015. IEEE Xplore, DOI: 10.1109/ICAMechS.2015.7287068
- 12 Biswas, P., Pramanik, S., Giri, B. C. (2016). TOPSIS method for multi-attribute group decision-making under single-valued neutrosophic environment. Neural computing and Applications, 27(3), 727-737.
- 13 Paul E. Black, "Manhattan distance", in Dictionary of Algorithms and Data Structures.

Received: Nov 17, 2018.

Accepted: March 13, 2019.



# Dombi Interval Valued Neutrosophic Graph and its Role in Traffic Control Management

D. Nagarajan<sup>1</sup>, M.Lathamaheswari<sup>2</sup>, S. Broumi<sup>3</sup> J. Kavikumar<sup>4</sup>

<sup>1,2</sup>Department of Mathematics, Hindustan Institute of Technology & Science, Chennai-603 103, India,

E-mail: dnrmsu2002@yahoo.com, E-mail:lathamax@gmail.com

<sup>3</sup>Laboratory of Information Processing, Faculty of Science Ben M'Sik, University Hassan II, B.P 7955, Sidi Othman, Casablanca, Morocco,

E-mail: broumisaid78@gmail.com

<sup>4</sup>Department of Mathematics and Statistics, Faculty of Applied Science and Technology,

Universiti Tun Hussein Onn, Malaysia, E-mail:kavi@uthm.edu.my

**Abstract.** An advantage of dealing indeterminacy is possible only with Neutrosophic Sets. Graph theory plays a vital role in the field of networking. If uncertainty exist in the set of vertices and edge then that can be dealt by fuzzy graphs in any application and using Neutrosophic Graph uncertainty of the problems can be completely dealt with the concept of indeterminacy. In this paper, Dombi Interval Valued Neutrosophic Graph has been proposed and Cartesian product and composition of the proposed graphs have been derived. The validity of the derived results have been proved with the numerical example. This paper expose the use of Dombi triangular norms in the area of Neutrosophic graph theory. Advantages and limitations has been discussed for Crisp, Fuzzy, Type-2 Fuzzy, Neutrosophic Set, Interval Neutrosophic Set, Neutrosophic Graph and Interval Neutrosophic Graph.

**Keywords:**Dombi Triangular Norms, Fuzzy Graphs, Interval valued Neutrosophic Graph, Dombi Interval Valued Neutrosophic Graph, Cartesian product, Composition, Traffic Control Management.

## 1. Introduction

The generalized Dombi operator family was introduced by Dombi and applied to speech Recognition Task [1, 2]. Graph theory plays a vital role in different fields namely computer science, engineering, physics and biology to deal with complex networks [3, 4]. It is also used to solve various optimization problems in transportation where network is nothing but the logical sequence of the method and visualization possibility, permits surveys to be afforded. Also it responses to two equations simultaneously for the purpose and the procedure [5]. Permanent growth of the population is one of the main face of modern cities and it is the reason for building new roads and highways to avoid traffic problems and for stress free life of the people [6, 13].

A fuzzy set can be described mathematically by assigning a value, a grade of membership to each possible individual in the universe of discourse. This grade of membership associates a degree to which that individual either is similar or appropriate with the concept performed by the fuzzy set. A fuzzy subset of a set  $X$  is a mapping from membership to non-membership and is defined by  $\eta: X \rightarrow [0,1]$  continuous rather than unexpected. Fuzzy relations are popular and important in the fields of computer networks, decision making, neural network, expert systems etc. [7, 16]. Direct relationship and also indirect relationship also will be considered in graph theory [8].

Model of relation is nothing but a graph and it is a comfortable way of describing information involving connection between objects [9]. In graph, vertices are represented by vertices and relations by edges. While there is an impreciseness in the statement of the objects or its communication or in both, fuzzy graph model can be designed for getting an optimized output. Maximizing the Utility of the application is always done by the researchers during the constructing of a model with a key characteristics reliability, complexity and impreciseness. Among these impreciseness plays an important role in maximizing the utility of the model. This situation can be described by fuzzy sets, introduced by Lotfi. A. Zadeh. Fuzzy graphs will be very useful, since for the real world problems, one gets the partial information [10, 11].

Performance evaluation can be defined as modeling and application and should be done before using them using graph theory[12]. When the system is huge and complex, it is challenging to extract the information about the system using classical graph theory and at this junction fuzzy graph can be used to examine the system [14]. A situation in which goods is shifted from one location to another can be dealt by graphs. For example, one can consider water supply, where water users and pipe join etc. are vertices and pipelines are edges [15]. The concept of graph theory was introduced by Euler in 1736 and it is a branch of combinatorics [16]. Fuzzy graph was introduced by Rosenfeld who has defined the fuzzy correlation of various graph theoretic notions such as cycles, paths, trees and connectedness and set some of their properties [18].

Zadeh formulated the term degree of membership and describe the notion of fuzzy set in order to deal with an impreciseness. Atanassov introduced intuitionistic fuzzy set by including the degree of non-membership in the concept of fuzzy set as an independent component. Samarandache introduced Neutrosophic set(NS) by finding the term degree of indeterminacy from the logical point of view as an independent component to handle with imprecise, indeterminate and unpredictable information which are exist in the real world problems. The NSs are defined by truth, indeterminacy and false membership functions which are taking the values in the real standard interval. Wang et al. proposed the concept of single-valued Neutrosophic sets (SVNS) and Interval valued Neutrosophic Sets (IVNSs) as well, where the three membership functions are independent and takes value in the unit interval [0,1] [19, 20, 30, 32].

If uncertainty exists in the set of vertices or edges or both then the model becomes a fuzzy graph. Fuzzy graphs can be established by considering the vertex and edge sets as fuzzy, in the same way one can model interval valued fuzzy graphs, intuitionistic fuzzy graphs, interval valued fuzzy graphs, Neutrosophic graphs, single valued Neutrosophic graphs and interval valued Neutrosophic graphs [23]. Network of the brain is a Neutrosophic graph especially strong Neutrosophic graph[25]. Intelligent transport systems is a universal aspect gets the attention of worldwide interest from professionals in transportation, political decision makers and computerized industry. It is developed by understanding the progress of the road traffic in the interval of time and communication between the participants and structural elements available in the situation [26, 31].

Graph theory defines the relationship between various individuals and has got many number of applications in different fields namely database theory, modern sciences and technology, neural networks, data mining cluster analysis, expert systems image capturing and control theory [27]. The strength of the relationship in social networks can be analyzed by fuzzy graph theory and has got important potential [28]. While the network is large, analysis and evaluation of traffic will be very challenging one for the network managers and it can be done using dynamic Bandwidth [29]. Indeterminacy of the object or edge or both cannot be handled by fuzzy, intuitionistic fuzzy, bipolar fuzzy or interval valued fuzzy graphs and hence Neutrosophic graphs have been introduced [33].

Menger proposed triangular norms in the structure of probabilistic metric spaces and discussed by Schweizer Sklar. Also intersection and union of fuzzy sets have been proved by Alsina et al. Triangular norms play an important role application of fuzzy logic namely fuzzy graph and decision making process [34]. Some of the real world applications can be modelled in a better way with triangular norms especially t-norm than using minimum operations. Using this concept awareness of tracking in person for networks is possible [36]

Since intervals plays an essential role in graph theory and useful in the study of properties of fuzzy graphs which applied to surveying the land based on the concept of the distance between the vertices, using the concepts of Interval Valued Neutrosophic Graphs and Dombi fuzzy graphs, Dombi Single Valued and Dombi Interval Valued Neutrosophic Graphs have been proposed. Also Cartesian product and composition of Dombi Interval Valued Neutrosophic Graph have been derived. Numerical example also has been given for the validity of the results. The main goal of this paper is to emphasis that the minimum and maximum operators are not the only applicant for the logical reasoning of the classical graphs to Neutrosophic graphs.



## 2. Review of Literature

The authors of [1] introduced the generalized Dombi operator family and the multiplicative utility function. [2] applied the Generalized Dombi Operator Family to the Speech Recognition Task. [3] explained about Neutrosophic model and Control. [4] examined biological networks using graph theory. [5] established a computerized technique to solve network problems using graph theory. [6] analyzed a traffic control problem using cut-set of a graph and applied in arbitrary intersection to reduce the waiting time of the people. [7] proposed operation on a complement of a fuzzy graph. [8] proposed functional consistency of an input Gene Network. [9] proposed a program for coloring the vertex of a fuzzy graph. [10] applied vertex coloring function of a fuzzy graph to the traffic light problem.

[11] reviewed about Fuzzy Graph Theory. [12] evaluated an impreciseness produced in performance measures during the procedure of performance evaluation using graph theory. [13] introduced graph for the problem and circular arcs and applied in traffic management. [15] applied the concept of graph in traffic control management in city and airport. [16] described certain types of Neutrosophic graphs. [17] proposed a new dimension to graph theory. [18] proposed strong domination number using membership values of strong arcs in fuzzy graphs. [19] gave introduction to bipolar single valued Neutrosophic Graph theory. (Broumi et al. 2016) proposed an isolated Interval valued Neutrosophic graph.

[20] applied interval valued Neutrosophic in decision making problem to invest the money in the best company. [21] proved the necessary and sufficient condition for a Neutrosophic graph to be an isolated single valued Neutrosophic graph. [22] examined the properties of different types of degrees size and order of SVNGs and proposed the definition of regular SVNG. [25] proposed strong NGs and Sub graph Topological Subspaces. [26] presented a complete study of all existing Intelligent Transport systems namely research models and open systems. [27] applied graph theory concepts to SVNGs and examine a new type of graph model and concluded the result to crisp graphs, fuzzy graphs and intuitionistic fuzzy graphs and characterized their properties.

[28] examined asymmetrical partnership using fuzzy graph and detect hidden connections in Facebook. [29] proposed an optimized algorithm using the approach of rating of web pages and it assigns a minimum approved bandwidth to every connected user. [30] represented a graph model based on IVN sets. [31] proposed dimensional modeling of traffic in urban road using graph theory. [32] proposed uniform SVNGs. [33] proposed some of the results on the graph theory for complex NSs. [34] proposed Dombi fuzzy graphs and proved the standard operations on Dombi fuzzy graphs. [35] proposed fuzzy graph of semigroup. [36] proposed t-norm fuzzy graphs and discussed the importance of t-norm in network system.

## 3. Basic Concepts

Some basic concepts needed for proposing and deriving the results are listed below.

### 3.1 Graph (Ashraf et al. 2018)

A mathematical system  $G=(V,E)$  is called a graph, where  $V = v(G)$ , a vertex set and  $E = E(G)$  is an edge set. In this paper, undirected graph has been considered and hence every edge is considered as an unordered pair of different vertices.

### 3.2 Fuzzy Graph (Marapureddy 2018)

Let  $V$  be a non-empty finite set,  $\lambda$  be a fuzzy subsets on  $V$  and  $\delta$  be a fuzzy subsets on  $V \times V$ . The pair  $G=(\lambda,\delta)$  is a fuzzy graph over the set  $V$  if  $\delta(x,y) \leq \min\{\lambda(x),\lambda(y)\}$  for all  $(x,y) \in V \times V$  where  $\lambda$  is a fuzzy vertex and  $\delta$  is a fuzzy edge. Where:

1. A mapping  $\lambda : V \rightarrow [0,1]$  is called a **fuzzy subset** of  $V$ , where  $V$  is the non-empty set.
2. A mapping  $\delta : V \times V \rightarrow [0,1]$  is a **fuzzy relation** on  $\lambda$  of  $V$  if  $\delta(x,y) \leq \min\{\lambda(x),\lambda(y)\}$
3. If  $\delta(x,y) = \min\{\lambda(x),\lambda(y)\}$  then  $G$  is a **strong fuzzy graph**.

### 3.3 Dombi Fuzzy Graph (Ashraf et al. 2018)

A pair  $G=(\lambda, \delta)$  is a Dombi fuzzy graph if  $\delta(xy) \leq \frac{\lambda(x)\lambda(y)}{\lambda(x)+\lambda(x)-\lambda(x)\lambda(y)}$ , for all  $x, y \in V$ , where the Dombi fuzzy vertex set,  $\lambda: V \rightarrow [0,1]$  is a fuzzy subset in  $V$  and the Dombi fuzzy edge set,  $\delta: V \times V \rightarrow [0,1]$  is a symmetric fuzzy relation on  $\lambda$ .

### 3.4 Single Valued Neutrosophic Graph (SVNG) (Broumi et al. 2016)

A pair  $G_N=(P, Q)$  is SVNG with elemental set  $V$ . Where:

1. Degree of truth membership, indeterminacy membership and falsity membership of the element  $x_i \in V$  are defined by  $T_P: V \rightarrow [0,1]$ ,  $I_P: V \rightarrow [0,1]$  and  $F_P: V \rightarrow [0,1]$  respectively and  $0 \leq T_P(x_i) + I_P(x_i) + F_P(x_i) \leq 3, \forall x_i \in V, i=1,2,3,\dots,n$
2. Degree of truth membership, indeterminacy membership and falsity membership of the edge  $(x_i, y_j) \in E$  are denoted by  $T_Q: E \subseteq V \times V \rightarrow [0,1]$ ,  $I_Q: E \subseteq V \times V \rightarrow [0,1]$  and  $F_Q: E \subseteq V \times V \rightarrow [0,1]$  respectively and are defined by

- $T_Q(\{x_i, y_j\}) \leq \min[T_P(x_i), T_P(y_j)]$
- $I_Q(\{x_i, y_j\}) \geq \max[I_P(x_i), I_P(y_j)]$
- $F_Q(\{x_i, y_j\}) \geq \max[F_P(x_i), F_P(y_j)]$

where  $0 \leq T_Q(\{x_i, y_j\}) + I_Q(\{x_i, y_j\}) + F_Q(\{x_i, y_j\}) \leq 3, \forall \{x_i, y_j\} \in E (i, j = 1, 2, \dots, n)$ .

Also  $P$  is a single valued Neutrosophic vertex of  $V$  and  $Q$  is a single valued Neutrosophic edge set of  $E$ .  $Q$  is a symmetric single valued Neutrosophic relation on  $P$ .

### 3.5 Interval Valued Neutrosophic Graph (IVNG) (Broumi et al. 2016)

A pair  $G_N=(P, Q)$  is IVNG, where  $P = \langle [T_P^L, T_P^U], [I_P^L, I_P^U], [F_P^L, F_P^U] \rangle$ , an IVN is set on  $V$  and  $Q = \langle [T_Q^L, T_Q^U], [I_Q^L, I_Q^U], [F_Q^L, F_Q^U] \rangle$  is an IVN edge set on  $E$  satisfying the following conditions:

1. Degree of truth membership, indeterminacy membership and falsity membership of the element  $x_i \in V$  are defined by  $T_P^L: V \rightarrow [0,1]$ ,  $T_P^U: V \rightarrow [0,1]$ ,  $I_P^L: V \rightarrow [0,1]$ ,  $I_P^U: V \rightarrow [0,1]$ ,  $F_P^L: V \rightarrow [0,1]$ ,  $F_P^U: V \rightarrow [0,1]$  respectively and  $0 \leq T_P(x_i) + I_P(x_i) + F_P(x_i) \leq 3, \forall x_i \in V, i=1,2,3,\dots,n$
2. Degree of truth membership, indeterminacy membership and falsity membership of the edge  $(x_i, y_j) \in E$  are denoted by  $T_Q^L: V \times V \rightarrow [0,1]$ ,  $T_Q^U: V \times V \rightarrow [0,1]$ ,  $I_Q^L: V \times V \rightarrow [0,1]$ ,  $I_Q^U: V \times V \rightarrow [0,1]$  and  $F_Q^L: V \times V \rightarrow [0,1]$ ,  $F_Q^U: V \times V \rightarrow [0,1]$  respectively and are defined by

- $T_Q^L(\{x_i, y_j\}) \leq \min[T_P^L(x_i), T_P^L(y_j)]$
- $T_Q^U(\{x_i, y_j\}) \leq \min[T_P^U(x_i), T_P^U(y_j)]$
- $I_Q^L(\{x_i, y_j\}) \geq \max[I_P^L(x_i), I_P^L(y_j)]$
- $I_Q^U(\{x_i, y_j\}) \geq \max[I_P^U(x_i), I_P^U(y_j)]$
- $F_Q^L(\{x_i, y_j\}) \geq \max[F_P^L(x_i), F_P^L(y_j)]$
- $F_Q^U(\{x_i, y_j\}) \geq \max[F_P^U(x_i), F_P^U(y_j)]$

where  $0 \leq T_Q(\{x_i, y_j\}) + I_Q(\{x_i, y_j\}) + F_Q(\{x_i, y_j\}) \leq 3, \forall \{x_i, y_j\} \in E (i, j = 1, 2, \dots, n)$ .

### 3.6 Triangular Norms (Ashraf et al. 2018)

D. Nagarajan, M.Lathamaheswari, S. Broumi and J. Kavikumar, Dombi Interval Valued Neutrosophic Graph and its Role in Traffic Control Management

A mapping  $T:[0,1]^2 \rightarrow [0,1]$  is a binary operation and is called a triangular norm or T-Norm if  $\forall x, y, z \in [0,1]$  it satisfies the following:

- (1).  $T(1, x) = x$  (Boundary condition)
- (2).  $T(x, y) = T(y, x)$  (Commutativity)
- (3).  $T(x, T(y, z)) = T(T(x, y), z)$  (Associativity)
- (4).  $T(x, y) \leq T(x, z)$ , if  $y \leq z$  (Monotonicity)

- Triangular conorm or T-Conorm is also a binary operation  $TC:[0,1]^2 \rightarrow [0,1]$  and is defined by  $TC(x, y) = 1 - T(1-x, 1-y)$

### 3.7 Dombi Triangular Norms (Dombi 2009, Dombi and Kocsor 2009, Ashraf et al. 2018)

Dombi product or T-Norm and T-Conorm are denoted by  $\otimes_D$  and  $\oplus_D$  respectively and defined by

$$TN(x, y) = x \otimes_D y = \frac{1}{1 + \left[ \left( \frac{1-x}{y} \right)^\xi + \left( \frac{1-y}{x} \right)^\xi \right]^{1/\xi}}, \xi > 0$$

$$TCN(x, y) = x \oplus_D y = \frac{1}{1 + \left[ \left( \frac{1-x}{y} \right)^{-\xi} + \left( \frac{1-y}{x} \right)^{-\xi} \right]^{1/\xi}}, \xi > 0$$

This triangular norm contains the product, Hamacher operators, and Einstein operators and as the limiting case, minimum and maximum operators can be obtained. Multivariable case can be dealt easily by the new form of Hamacher family. Dombi operators have flexible parameters and hence the success rate will be greater one.

### 3.8 Hamacher Triangular Norms (Ashraf et al. 2018)

Hamacher product or T-Norm and T-Conorm are denoted by  $\otimes_H$  and  $\oplus_H$  respectively and defined by

$$T(x, y) = x \otimes_H y = \frac{xy}{\xi + (1-\xi)(x+y-xy)}, \xi > 0$$

$$TC(x, y) = x \oplus_H y = \frac{x+y+(\xi-2)xy}{1+(\xi-1)xy}, \xi > 0$$

### 3.9 Special Cases of Dombi and Hamacher Triangular Norms (Ashraf et al. 2018)

If we replace  $\xi = 0$  in Hamacher family of triangular norms and  $\xi = 1$  in Dombi family of triangular norms then

$$T(x, y) = x \otimes_H y = \frac{xy}{(x+y-xy)} \text{ and } TC(x, y) = x \oplus_H y = \frac{x+y-2xy}{(1-xy)}.$$

### 3.10 Standard Products of graphs (Ashraf et al. 2018)

Consider two  $G_1 = (V_1, E_1)$  and  $G_2 = (V_2, E_2)$  then the following products are defined by

1. Direct product :  $E(G_1 \square G_2) = \{(x_1, x_2)(y_1, y_2) | x_1 y_1 \in E_1 \text{ \& } x_2 y_2 \in E_1\}$
2. Cartesian Product:  $E(G_1 \times G_2) = \{(x_1, x_2)(y_1, y_2) | x_1 = y_1 \text{ \& } x_2 y_2 \in E_2, \text{ or } x_1 y_1 \in E_1 \text{ \& } x_2 = y_2\}$
3. Strong Product:  $E(G_1 \times G_2) = \{(x_1, x_2)(y_1, y_2) | x_1 = y_1 \text{ \& } x_2 y_2 \in E_2, \text{ or } x_1 y_1 \in E_1 \text{ \& } x_2 y_2 \in E_2\}$
4. Dombi fuzzy Cartesian product:

$$(\lambda_1 \times \lambda_2)(x_1, x_2) = \frac{\lambda_1(x_1)\lambda_2(x_2)}{\lambda_1(x_1) + \lambda_2(x_2) - \lambda_1(x_1)\lambda_2(x_2)}, \forall (x_1, x_2) \in V_1 \times V_2$$

$$(\delta_1 \times \delta_2)((x, x_2)(x, y_2)) = \frac{\lambda_1(x) \delta_2(x_2, y_2)}{\lambda_1(x) + \delta_2(x_2, y_2) - \lambda_1(x_1) \delta_2(x_2, y_2)}, \forall x \in \mathbf{V}_1, x_2, y_2 \in \mathbf{E}_2$$

$$(\delta_1 \times \delta_2)((x_1, z)(y_1, z)) = \frac{\lambda_2(z) \delta_1(x_1, y_1)}{\lambda_2(z) + \delta_1(x_1, y_1) - \lambda_2(z) \delta_1(x_1, y_1)}, \forall z \in \mathbf{V}_2, x_1, y_1 \in \mathbf{E}_1$$

### 3.11 Neutrosophic Controllers (Aggarwal et al. 2010)

In the field of logic, fuzzy logic is a powerful one due its capacity of extracting the information from imprecise data. Human interpretations and computer simulation are the active and interested area among the researchers where the computers are managing only precise assessments. But the Neutrosophic logic has the capacity of recovering all sorts of logics. It is an appropriate choice to imitate the action of human brain which is assembled with handling with uncertainties and impreciseness.

Neutrosophic Controllers are giving an optimized results than the fuzzy supplement since they are more hypothesized and indeterminacy tolerant. These controllers would modify considerably according to the nature of the problem.

Modeling a proper mathematical structure of a control problem that would simulate the behavior of the system is very difficult. Due to impreciseness and indeterminacy in the data, unpredictable environmental disturbances, corrupt sensor getting a complete and determinate date is not possible in the real world problems. These situations can be handled by considering Neutrosophic linguistic terms and can be dealt effectively by considering interval valued Neutrosophic environment as it handles more impreciseness using lower and upper membership functions.

## 4. Proposed Dombi Interval Valued Neutrosophic Graph

Using the above special triangular norms Dombi Interval Valued Neutrosophic Graph (DIVNG) has been proposed and derived the Cartesian and composite products of DIVNG had been derived along with the numerical example.

### 4.1 Dombi Single Valued Neutrosophic Graph (DSVNG)

A single Valued Neutrosophic Graph is a DSVNG on  $\mathbf{V}$  is defined to be a pair  $G_N = (P, Q)$ , where:

1. The functions  $T_P: \mathbf{V} \rightarrow [0,1]$ ,  $I_P: \mathbf{V} \rightarrow [0,1]$  and  $F_P: \mathbf{V} \rightarrow [0,1]$  are the degree of truth membership, Indeterminacy membership and falsity membership of the element  $x_i \in \mathbf{V}$  respectively and  $0 \leq T_P(x_i) + I_P(x_i) + F_P(x_i) \leq 3, \forall x_i \in \mathbf{V}, i=1,2,3,\dots,n$ .
2. The functions  $T_Q: \mathbf{E} \subseteq \mathbf{V} \times \mathbf{V} \rightarrow [0,1]$ ,  $I_Q: \mathbf{E} \subseteq \mathbf{V} \times \mathbf{V} \rightarrow [0,1]$  and  $F_Q: \mathbf{E} \subseteq \mathbf{V} \times \mathbf{V} \rightarrow [0,1]$  are defined by

$$T_Q(\{x_i, y_j\}) \leq \frac{T_P(x_i)T_P(y_j)}{T_P(x_i) + T_P(y_j) - T_P(x_i)T_P(y_j)}$$

$$I_Q(\{x_i, y_j\}) \geq \frac{I_P(x_i) + I_P(y_j) - 2I_P(x_i)I_P(y_j)}{1 - I_P(x_i)I_P(y_j)}$$

$$F_Q(\{x_i, y_j\}) \geq \frac{F_P(x_i) + F_P(y_j) - 2F_P(x_i)F_P(y_j)}{1 - F_P(x_i)F_P(y_j)}$$

#### Numerical Example:

Figure 1 is an example of DSVNG  $G_N = (P, Q)$  of the graph  $G = (V, E)$  such that the vertex set is

$$P = \{ \langle i, (0.5, 0.1, 0.4) \rangle, \langle j, (0.6, 0.3, 0.2) \rangle, \langle k, (0.2, 0.3, 0.4) \rangle, \langle l, (0.4, 0.2, 0.5) \rangle \}$$

and the edge set is given by

$$Q = \{ \langle ij, (0.4, 0.3, 0.5) \rangle, \langle jk, (0.2, 0.4, 0.5) \rangle, \langle kl, (0.2, 0.4, 0.6) \rangle, \langle il, (0.3, 0.4, 0.6) \rangle \}$$

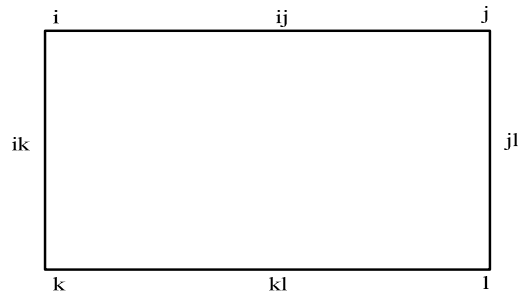


Fig.1.Dombi Single Valued Neutrosophic Graph

**Numerical Computation:**

To find  $T_Q(ij)$ :

$$T_Q(ij) \leq \frac{(0.5)(0.6)}{(0.5) + (0.6) - (0.5)(0.6)} \leq 0.4, \text{ hence } T_Q(ij) = 0.4$$

To find  $I_Q(ij)$ :

$$I_Q(ij) \geq \frac{(0.1) + (0.3) - 2(0.1)(0.3)}{1 - (0.1)(0.3)} \geq 0.3, \text{ hence } I_Q(ij) = 0.3$$

To find  $F_Q(ij)$ :

$$F_Q(ij) \geq \frac{(0.4) + (0.2) - 2(0.4)(0.2)}{1 - (0.4)(0.2)} \geq 0.5, \text{ hence } I_Q(ij) = 0.5$$

Similarly other values can be found.

- While the membership values of truth, indeterminacy and falsity are not in the interval form then the DSVNG can be used to get the solution or output of the system for the linguistic terms. Hence DSVNG is a special case of interval based Neutrosophic graph which is proposed below.

**4.2 Dombi Interval Valued Neutrosophic Graph (DIVNG)**

A pair  $G_N = (P, Q)$  is DIVNG, where  $P = \langle [T_P^L, T_P^U], [I_P^L, I_P^U], [F_P^L, F_P^U] \rangle$ , is an IVN set on  $\mathbf{V}$  and  $Q = \langle [T_Q^L, T_Q^U], [I_Q^L, I_Q^U], [F_Q^L, F_Q^U] \rangle$  is an IVN edge set on  $\mathbf{E}$  satisfying the following conditions:

1. Degree of truth membership, indeterminacy membership and falsity membership of the element  $x_i \in \mathbf{V}$  are defined by  $T_P^L: \mathbf{V} \rightarrow [0,1], T_P^U: \mathbf{V} \rightarrow [0,1], I_P^L: \mathbf{V} \rightarrow [0,1], I_P^U: \mathbf{V} \rightarrow [0,1]$  and  $F_P^L: \mathbf{V} \rightarrow [0,1], F_P^U: \mathbf{V} \rightarrow [0,1]$  respectively and  $0 \leq T_P(x_i) + I_P(x_i) + F_P(x_i) \leq 3, \forall x_i \in \mathbf{V}, i=1,2,3,\dots,n$
2. Degree of truth membership, indeterminacy membership and falsity membership of the edge  $(x_i, y_j) \in \mathbf{E}$  are denoted by the functions,  $T_Q^L: \mathbf{V} \times \mathbf{V} \rightarrow [0,1], T_Q^U: \mathbf{V} \times \mathbf{V} \rightarrow [0,1], I_Q^L: \mathbf{V} \times \mathbf{V} \rightarrow [0,1], I_Q^U: \mathbf{V} \times \mathbf{V} \rightarrow [0,1]$  and  $F_Q^L: \mathbf{V} \times \mathbf{V} \rightarrow [0,1], F_Q^U: \mathbf{V} \times \mathbf{V} \rightarrow [0,1]$  respectively and are defined by

- $T_Q^L(\{x_i, y_j\}) \leq \frac{T_P^L(x_i)T_P^L(y_j)}{T_P^L(x_i) + T_P^L(y_j) - T_P^L(x_i)T_P^L(y_j)}$
- $T_Q^U(\{x_i, y_j\}) \leq \frac{T_P^U(x_i)T_P^U(y_j)}{T_P^U(x_i) + T_P^U(y_j) - T_P^U(x_i)T_P^U(y_j)}$
- $I_Q^L(\{x_i, y_j\}) \geq \frac{I_P^L(x_i) + I_P^L(y_j) - 2I_P^L(x_i)I_P^L(y_j)}{1 - I_P^L(x_i)I_P^L(y_j)}$
- $I_Q^U(\{x_i, y_j\}) \geq \frac{I_P^U(x_i) + I_P^U(y_j) - 2I_P^U(x_i)I_P^U(y_j)}{1 - I_P^U(x_i)I_P^U(y_j)}$
- $F_Q^L(\{x_i, y_j\}) \geq \frac{F_P^L(x_i) + F_P^L(y_j) - 2F_P^L(x_i)F_P^L(y_j)}{1 - F_P^L(x_i)F_P^L(y_j)}$

$$\bullet \quad F_Q^U(\{x_i, y_j\}) \geq \frac{F_P^U(x_i) + F_P^U(y_j) - 2F_P^U(x_i)F_P^U(y_j)}{1 - F_P^U(x_i)F_P^U(y_j)}$$

Where  $0 \leq T_Q(\{x_i, y_j\}) + I_Q(\{x_i, y_j\}) + F_Q(\{x_i, y_j\}) \leq 3, \forall \{x_i, y_j\} \in \mathbf{E} (i, j = 1, 2, \dots, n)$ .

**Numerical Example:** Fig. 1. is an example of Dombi Interval Valued Neutrosophic Graph

$$P = \{ \langle i, [0.5, 0.7], [0.2, 0.3], [0.1, 0.3] \rangle, \langle j, [0.6, 0.7], [0.2, 0.4], [0.1, 0.3] \rangle \\ \langle k, [0.4, 0.6], [0.1, 0.3], [0.2, 0.4] \rangle \}$$

$$Q = \{ \langle ij, [0.4, 0.5], [0.4, 0.5], [0.3, 0.5] \rangle, \langle jk, [0.3, 0.5], [0.3, 0.5], [0.3, 0.5] \rangle \\ \langle ik, [0.3, 0.5], [0.3, 0.5], [0.3, 0.5] \rangle \}$$

**Numerical Computation:**

To find  $T_Q^L(ij)$ :

$$T_Q^L(ij) \leq \frac{(0.5)(0.4)}{(0.5) + (0.4) - (0.5)(0.4)} \leq 0.4, \text{ hence } T_Q^L(ij) = 0.4$$

To find  $I_Q^L(ij)$ :

$$I_Q^L(ij) \geq \frac{(0.2) + (0.2) - 2(0.2)(0.2)}{1 - (0.2)(0.2)} \geq 0.3, \text{ hence } I_Q^L(ij) = 0.4$$

To find  $F_Q^L(ij)$ :

$$F_Q^L(ij) \geq \frac{(0.1) + (0.1) - 2(0.1)(0.1)}{1 - (0.1)(0.1)} \geq 0.2, \text{ hence } I_Q^L(ij) = 0.3$$

Similarly other values can be found.

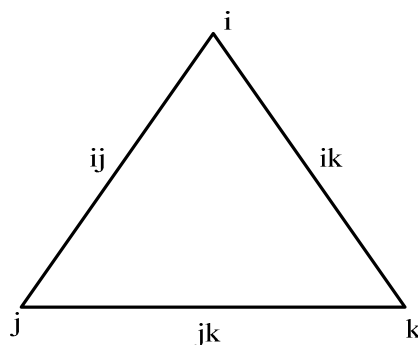


Fig.2. Dombi Interval Valued Neutrosophic Graph

- From the definition and numerical examples of DSVNG and DIVNG, it is found that Dombi Fuzzy Graph is a special case of DSVNG and DIVNG.

#### 4.3 Definition: Cartesian product of Dombi Interval Valued Neutrosophic Graphs

Consider  $\lambda_i$ , a Neutrosophic fuzzy subset of  $\mathbf{V}_i$  and  $\delta_i$ , a fuzzy subset of  $\mathbf{E}_i, i=1,2$ . Let  $\mathbf{G}_{N1}(\lambda_1, \delta_1)$  and  $\mathbf{G}_{N2}(\lambda_2, \delta_2)$  be two Dombi Neutrosophic Fuzzy Graphs of the crisp graphs  $G_1^*(V_1, E_1)$  and  $G_2^*(V_2, E_2)$  respectively and are defined by

$$\begin{aligned} (\lambda_1^L \times \lambda_2^L)(x_1, x_2) &= \frac{\lambda_1^L(x_1)\lambda_2^L(x_2)}{\lambda_1^L(x_1) + \lambda_2^L(x_2) - \lambda_1^L(x_1)\lambda_2^L(x_2)}, \text{ for all } (x_1, x_2) \in V_1 \times V_2 \text{ and} \\ (\delta_1^L \times \delta_2^L)((x, x_2)(x, y_2)) &= \frac{\lambda_1^L(x)\lambda_2^L(x_2y_2)}{\lambda_1^L(x) + \lambda_2^L(x_2y_2) - \lambda_1^L(x)\lambda_2^L(x_2y_2)}, \text{ for all } x \in V_1, x_2y_2 \in E_2 \\ (\delta_1^L \times \delta_2^L)((x_1, z)(y_1, z)) &= \frac{\lambda_2^L(z)\delta_1^L(x_1y_1)}{\lambda_2^L(z) + \delta_1^L(x_1y_1) - \lambda_2^L(z)\delta_1^L(x_1y_1)}, \text{ for all } z \in V_2, x_1y_1 \in E_1 \end{aligned}$$

Similarly for Indeterminacy and Falsity memberships with upper and lower membership values.

**4.3.1 Proposition**

Let  $G_{N1}$  and  $G_{N2}$  be the Dombi IVN edge graphs of  $G_1$  and  $G_2$  respectively. Then Cartesian product of two Dombi IVN edge graphs is the Dombi Interval Valued Neutrosophic edge graph.

**Proof:**

Let  $E = \{(x, x_2)(x, y_2) / x \in V_1, x_2y_2 \in E_2\} \cup \{(x_1, z)(y_1, z) / z \in V_2, x_1y_1 \in E_1\}$

Consider  $x \in V_1, x_2y_2 \in E_2$

By the definition of Cartesian product of IVNG (Broumi et al. 2016)

$$\begin{aligned} (T_{Q_1}^L \times T_{Q_2}^L)((x, x_2)(x, y_2)) &= \min(T_{P_1}^L(x), T_{Q_2}^L(x_2y_2)) = TN(1, T_{Q_2}^L(x_2y_2)) \leq \frac{T_{P_2}^L(x_2)T_{P_2}^L(y_2)}{T_{P_2}^L(x_2) + T_{P_2}^L(y_2) - T_{P_2}^L(x_2)T_{P_2}^L(y_2)} \\ &\leq \min(T_{P_1}^L(x), \min(T_{P_2}^L(x_2), T_{P_2}^L(y_2))) = \min(\min(T_{P_1}^L(x), T_{P_2}^L(x_2)), \min(T_{P_1}^L(x), T_{P_2}^L(y_2))) \\ &= \min((T_{P_1}^L \times T_{P_2}^L)(x, x_2), (T_{P_1}^L \times T_{P_2}^L)(x, y_2)) \\ &\leq \frac{(T_{P_1}^L \times T_{P_2}^L)((x, x_2))(T_{P_1}^L \times T_{P_2}^L)((x, y_2))}{(T_{P_1}^L \times T_{P_2}^L)((x, x_2)) + (T_{P_1}^L \times T_{P_2}^L)((x, y_2)) - (T_{P_1}^L \times T_{P_2}^L)((x, x_2))(T_{P_1}^L \times T_{P_2}^L)((x, y_2))} \end{aligned}$$

$$\begin{aligned} (T_{Q_1}^U \times T_{Q_2}^U)((x, x_2)(x, y_2)) &= \min(T_{P_1}^U(x), T_{Q_2}^U(x_2y_2)) = TN(1, T_{Q_2}^U(x_2y_2)) \leq \frac{T_{P_2}^U(x_2)T_{P_2}^U(y_2)}{T_{P_2}^U(x_2) + T_{P_2}^U(y_2) - T_{P_2}^U(x_2)T_{P_2}^U(y_2)} \\ &\leq \min(T_{P_1}^U(x), \min(T_{P_2}^U(x_2), T_{P_2}^U(y_2))) = \min(\min(T_{P_1}^U(x), T_{P_2}^U(x_2)), \min(T_{P_1}^U(x), T_{P_2}^U(y_2))) \\ &= \min((T_{P_1}^U \times T_{P_2}^U)(x, x_2), (T_{P_1}^U \times T_{P_2}^U)(x, y_2)) \\ &= \frac{(T_{P_1}^U \times T_{P_2}^U)((x, x_2))(T_{P_1}^U \times T_{P_2}^U)((x, y_2))}{(T_{P_1}^U \times T_{P_2}^U)((x, x_2)) + (T_{P_1}^U \times T_{P_2}^U)((x, y_2)) - (T_{P_1}^U \times T_{P_2}^U)((x, x_2))(T_{P_1}^U \times T_{P_2}^U)((x, y_2))} \end{aligned}$$

$$\begin{aligned} (I_{Q_1}^L \times I_{Q_2}^L)((x, x_2)(x, y_2)) &= \max(I_{P_1}^L(x), I_{Q_2}^L(x_2y_2)) \\ &\geq TCN(I_{P_1}^L(x), I_{Q_2}^L(x_2y_2)) = \max(\max(I_{P_1}^L(x), I_{P_2}^L(x_2)), \max(I_{P_1}^L(x), T_{P_2}^L(y_2))) = \max((I_{P_1}^L \times I_{P_2}^L)((x, x_2)), (I_{P_1}^L \times I_{P_2}^L)((x, y_2))) \\ &= \frac{(I_{P_1}^L \times I_{P_2}^L)((x, x_2)) + (I_{P_1}^L \times I_{P_2}^L)((x, y_2)) - 2(I_{P_1}^L \times I_{P_2}^L)((x, x_2))(I_{P_1}^L \times I_{P_2}^L)((x, y_2))}{1 - (I_{P_1}^L \times I_{P_2}^L)((x, x_2)) \cdot (I_{P_1}^L \times I_{P_2}^L)((x, y_2))} \end{aligned}$$

$$\begin{aligned} (I_{Q_1}^U \times I_{Q_2}^U)((x, x_2)(x, y_2)) &= \max(I_{P_1}^U(x), I_{Q_2}^U(x_2y_2)) \\ &\geq TCN(I_{P_1}^U(x), I_{Q_2}^U(x_2y_2)) = \max(\max(I_{P_1}^U(x), I_{P_2}^U(x_2)), \max(I_{P_1}^U(x), T_{P_2}^U(y_2))) = \max((I_{P_1}^U \times I_{P_2}^U)((x, x_2)), (I_{P_1}^U \times I_{P_2}^U)((x, y_2))) \end{aligned}$$

$$\begin{aligned}
&= \frac{(I_{P_1}^U \times I_{P_2}^U)((x, x_2)) + (I_{P_1}^U \times I_{P_2}^U)((x, y_2)) - 2(I_{P_1}^U \times I_{P_2}^U)((x, x_2))(I_{P_1}^U \times I_{P_2}^U)((x, y_2))}{1 - (I_{P_1}^U \times I_{P_2}^U)((x, x_2)) \cdot (I_{P_1}^U \times I_{P_2}^U)((x, y_2))} \\
&(F_{Q_1}^L \times F_{Q_2}^L)((x, x_2)(x, y_2)) = \max(F_{P_1}^L(x), F_{Q_2}^L(x_2 y_2)) \\
&\geq TCN(F_{P_1}^L(x), F_{Q_2}^L(x_2 y_2)) = \max(\max(F_{P_1}^L(x), F_{P_2}^L(x_2)), \max(F_{P_1}^L(x), F_{P_2}^L(y_2))) = \max((F_{P_1}^L \times F_{P_2}^L)((x, x_2)), (F_{P_1}^L \times F_{P_2}^L)((x, y_2))) \\
&\geq \frac{(F_{P_1}^L \times F_{P_2}^L)((x, x_2)) + (F_{P_1}^L \times F_{P_2}^L)((x, y_2)) - 2(F_{P_1}^L \times F_{P_2}^L)((x, x_2))(F_{P_1}^L \times F_{P_2}^L)((x, y_2))}{1 - (F_{P_1}^L \times F_{P_2}^L)((x, x_2)) \cdot (F_{P_1}^L \times F_{P_2}^L)((x, y_2))} \\
&(F_{Q_1}^U \times F_{Q_2}^U)((x, x_2)(x, y_2)) = \max(F_{P_1}^U(x), F_{Q_2}^U(x_2 y_2)) \\
&\geq TCN(F_{P_1}^U(x), F_{Q_2}^U(x_2 y_2)) = \max(\max(F_{P_1}^U(x), F_{P_2}^U(x_2)), \max(F_{P_1}^U(x), F_{P_2}^U(y_2))) = \max((F_{P_1}^U \times F_{P_2}^U)((x, x_2)), (F_{P_1}^U \times F_{P_2}^U)((x, y_2))) \\
&\geq \frac{(F_{P_1}^U \times F_{P_2}^U)((x, x_2)) + (F_{P_1}^U \times F_{P_2}^U)((x, y_2)) - 2(F_{P_1}^U \times F_{P_2}^U)((x, x_2))(F_{P_1}^U \times F_{P_2}^U)((x, y_2))}{1 - (F_{P_1}^U \times F_{P_2}^U)((x, x_2)) \cdot (F_{P_1}^U \times F_{P_2}^U)((x, y_2))}
\end{aligned}$$

Consider  $z \in V_2$ ,  $x_1 y_1 \in E_1$

$$\begin{aligned}
&(T_{Q_1}^L \times T_{Q_2}^L)((x_1, z)(y_1, z)) \\
&= \min(T_{Q_1}^L(x_1 y_1), T_{P_2}^L(z)) = TN(T_{Q_1}^L(x_1 y_1), 1) = T_{Q_1}^L(x_1 y_1) \leq \frac{T_{P_1}^L(x_1) T_{P_1}^L(y_1)}{T_{P_1}^L(x_1) + T_{P_1}^L(y_1) - T_{P_1}^L(x_1) \cdot T_{P_1}^L(y_1)} \\
&\leq \min(\min(T_{P_1}^L(x_1), T_{P_1}^L(y_1)), T_{P_2}^L(z)) = \min(\min(T_{P_1}^L(x_1), T_{P_2}^L(z)), \min(T_{P_1}^L(y_1), T_{P_2}^L(z))) \\
&= \min((T_{P_1}^L \times T_{P_2}^L)(x_1, z), (T_{P_1}^L \times T_{P_2}^L)(y_1, z)) \\
&\leq \frac{(T_{P_1}^L \times T_{P_2}^L)(x_1, z)(T_{P_1}^L \times T_{P_2}^L)(y_1, z)}{(T_{P_1}^L \times T_{P_2}^L)(x_1, z) + (T_{P_1}^L \times T_{P_2}^L)(y_1, z) - (T_{P_1}^L \times T_{P_2}^L)(x_1, z)(T_{P_1}^L \times T_{P_2}^L)(y_1, z)} \\
&(T_{Q_1}^U \times T_{Q_2}^U)((x_1, z)(y_1, z)) \\
&= \min(T_{Q_1}^U(x_1 y_1), T_{P_2}^U(z)) = TN(T_{Q_1}^U(x_1 y_1), 1) = T_{Q_1}^U(x_1 y_1) \leq \frac{T_{P_1}^U(x_1) T_{P_1}^U(y_1)}{T_{P_1}^U(x_1) + T_{P_1}^U(y_1) - T_{P_1}^U(x_1) \cdot T_{P_1}^U(y_1)} \\
&\leq \min(\min(T_{P_1}^U(x_1), T_{P_1}^U(y_1)), T_{P_2}^U(z)) = \min(\min(T_{P_1}^U(x_1), T_{P_2}^U(z)), \min(T_{P_1}^U(y_1), T_{P_2}^U(z))) \\
&= \min((T_{P_1}^U \times T_{P_2}^U)(x_1, z), (T_{P_1}^U \times T_{P_2}^U)(y_1, z)) \\
&\leq \frac{(T_{P_1}^U \times T_{P_2}^U)(x_1, z)(T_{P_1}^U \times T_{P_2}^U)(y_1, z)}{(T_{P_1}^U \times T_{P_2}^U)(x_1, z) + (T_{P_1}^U \times T_{P_2}^U)(y_1, z) - (T_{P_1}^U \times T_{P_2}^U)(x_1, z)(T_{P_1}^U \times T_{P_2}^U)(y_1, z)} \\
&(I_{Q_1}^L \times I_{Q_2}^L)((x_1, z)(y_1, z)) \\
&= \max(T_{Q_1}^L(x_1 y_1), T_{P_2}^L(z)) \geq \max(\max(I_{P_1}^L(x_1), I_{P_1}^L(y_1)), I_{P_2}^L(z)) = \max(\max(I_{P_1}^L(x_1), I_{P_2}^L(z)), \max(T_{P_1}^L(y_1), T_{P_2}^L(z))) \\
&= \max((I_{P_1}^L \times I_{P_2}^L)(x_1, z), (I_{P_1}^L \times I_{P_2}^L)(y_1, z)) \\
&\geq \frac{(I_{P_1}^L \times I_{P_2}^L)(x_1, z) + (I_{P_1}^L \times I_{P_2}^L)(y_1, z) - 2(I_{P_1}^L \times I_{P_2}^L)(x_1, z)(I_{P_1}^L \times I_{P_2}^L)(y_1, z)}{1 - (I_{P_1}^L \times I_{P_2}^L)(x_1, z)(I_{P_1}^L \times I_{P_2}^L)(y_1, z)}
\end{aligned}$$



$$\begin{aligned}
 & (I_{Q_1}^U \times I_{Q_2}^U)((x_1, z)(y_1, z)) \\
 &= \max(T_{Q_1}^U(x_1, y_1), T_{P_2}^U(z)) \geq \max(\max(I_{P_1}^U(x_1), I_{P_1}^U(y_1)), I_{P_2}^U(z)) \\
 &= \max(\max(I_{P_1}^U(x_1), I_{P_2}^U(z)), \max(T_{P_1}^U(y_1), T_{P_2}^U(z))) = \max((I_{P_1}^U \times I_{P_2}^U)(x_1, z), (I_{P_1}^U \times I_{P_2}^U)(y_1, z)) \\
 &\geq \frac{(I_{P_1}^U \times I_{P_2}^U)(x_1, z) + (I_{P_1}^U \times I_{P_2}^U)(y_1, z) - 2(I_{P_1}^U \times I_{P_2}^U)(x_1, z)(I_{P_1}^U \times I_{P_2}^U)(y_1, z)}{1 - (I_{P_1}^U \times I_{P_2}^U)(x_1, z)(I_{P_1}^U \times I_{P_2}^U)(y_1, z)} \\
 \\
 & (F_{Q_1}^L \times F_{Q_2}^L)((x_1, z)(y_1, z)) \\
 &= \max(F_{Q_1}^L(x_1, y_1), F_{P_2}^L(z)) \geq \max(\max(F_{P_1}^L(x_1), F_{P_1}^L(y_1)), F_{P_2}^L(z)) \\
 &= \max(\max(F_{P_1}^L(x_1), F_{P_2}^L(z)), \max(F_{P_1}^L(y_1), F_{P_2}^L(z))) = \max((F_{P_1}^L \times F_{P_2}^L)(x_1, z), (F_{P_1}^L \times F_{P_2}^L)(y_1, z)) \\
 &\geq \frac{(F_{P_1}^L \times F_{P_2}^L)(x_1, z) + (F_{P_1}^L \times F_{P_2}^L)(y_1, z) - 2(F_{P_1}^L \times F_{P_2}^L)(x_1, z)(F_{P_1}^L \times F_{P_2}^L)(y_1, z)}{1 - (F_{P_1}^L \times F_{P_2}^L)(x_1, z)(F_{P_1}^L \times F_{P_2}^L)(y_1, z)} \\
 \\
 & (F_{Q_1}^U \times F_{Q_2}^U)((x_1, z)(y_1, z)) = \max(F_{Q_1}^U(x_1, y_1), F_{P_2}^U(z)) \geq \max(\max(F_{P_1}^U(x_1), F_{P_1}^U(y_1)), F_{P_2}^U(z)) \\
 &= \max(\max(F_{P_1}^U(x_1), F_{P_2}^U(z)), \max(F_{P_1}^U(y_1), F_{P_2}^U(z))) = \max((F_{P_1}^U \times F_{P_2}^U)(x_1, z), (F_{P_1}^U \times F_{P_2}^U)(y_1, z)) \\
 &\geq \frac{(F_{P_1}^U \times F_{P_2}^U)(x_1, z) + (F_{P_1}^U \times F_{P_2}^U)(y_1, z) - 2(F_{P_1}^U \times F_{P_2}^U)(x_1, z)(F_{P_1}^U \times F_{P_2}^U)(y_1, z)}{1 - (F_{P_1}^U \times F_{P_2}^U)(x_1, z)(F_{P_1}^U \times F_{P_2}^U)(y_1, z)}
 \end{aligned}$$

**Note:** Cartesian product of two IVNEGs need not be IVNEG.

**Numerical Example:**

Consider two crisp graphs  $G_1 = (A_1, B_1)$  and  $G_2 = (A_2, B_2)$ , where  $V_1 = \{a, b\}$ ,  $V_2 = \{c, d\}$ ,  $E_1 = \{a, b\}$  and  $E_2 = \{c, d\}$ . Consider two Interval Valued Neutrosophic Graphs  $G_{N1} = (P_1, Q_1)$  and  $G_{N2} = (P_2, Q_2)$

$P_1 = \{ \langle i, [0.5, 0.7], [0.2, 0.3], [0.1, 0.3] \rangle, \langle j, [0.6, 0.7], [0.2, 0.4], [0.1, 0.3] \rangle \}$

$Q_1 = \{ \langle ij, [0.3, 0.6], [0.2, 0.4], [0.2, 0.4] \rangle \}$  (Broumi et al.2016)

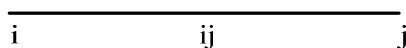


Fig. 3. 1 IVNG  $G_{N1}$

$P_2 = \{ \langle k, [0.4, 0.6], [0.2, 0.3], [0.1, 0.3] \rangle, \langle l, [0.4, 0.7], [0.2, 0.4], [0.1, 0.3] \rangle \}$

$Q_2 = \{ \langle kl, [0.3, 0.5], [0.4, 0.5], [0.3, 0.5] \rangle \}$

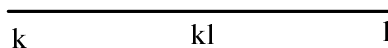


Fig. 4. IVNG  $G_{N2}$

**Cartesian product of  $G_{N1}$  and  $G_{N2}$  ( $G_{N1} \times G_{N2}$ )**

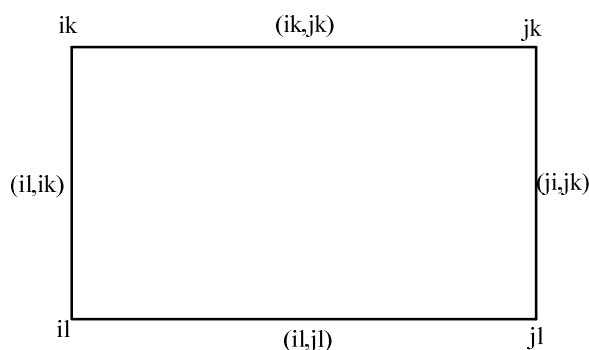


Fig. 5. Cartesian product of DIVNGs ( $G_{N1} \times G_{N2}$ )

### Interval Neutrosophic Vertices and Edges

$$\begin{aligned}
 ik &= \langle [0.4, 0.6], [0.2, 0.3], [0.1, 0.3] \rangle, \quad jk = \langle [0.4, 0.6], [0.2, 0.4], [0.1, 0.3] \rangle \\
 il &= \langle [0.4, 0.7], [0.2, 0.4], [0.1, 0.3] \rangle, \quad jl = \langle [0.4, 0.7], [0.2, 0.4], [0.1, 0.3] \rangle \\
 (ik, jk) &= \langle [0.3, 0.6], [0.2, 0.4], [0.2, 0.4] \rangle, \quad (jl, jk) = \langle [0.3, 0.5], [0.4, 0.5], [0.3, 0.5] \rangle \\
 (il, jl) &= \langle [0.3, 0.6], [0.2, 0.4], [0.2, 0.4] \rangle, \quad (il, ik) = \langle [0.3, 0.5], [0.4, 0.5], [0.3, 0.5] \rangle
 \end{aligned}$$

To find  $ik$ :

$$(T_{P_1}^L \times T_{P_2}^L)(i, k) = \min(T_{P_1}^L(i), T_{P_2}^L(k)) = \min(0.5, 0.4) = 0.4$$

$$(I_{P_1}^L \times I_{P_2}^L)(i, k) = \max(I_{P_1}^L(i), I_{P_2}^L(k)) = \max(0.2, 0.2) = 0.2$$

$$(F_{P_1}^L \times F_{P_2}^L)(i, k) = \min(F_{P_1}^L(i), F_{P_2}^L(k)) = \max(0.1, 0.1) = 0.1$$

Similarly for other values.

### Interval Neutrosophic Edges:

To find  $(ik, jk)$ :

$$(T_{Q_1}^L \times T_{Q_2}^L)((i, k)(j, k)) = \min(T_{Q_1}^L(ij), T_{P_2}^L(k)) = \min(0.3, 0.4) = 0.3$$

$$(I_{Q_1}^L \times I_{Q_2}^L)((i, k)(j, k)) = \max(I_{Q_1}^L(ij), I_{P_2}^L(k)) = \max(0.2, 0.2) = 0.2$$

$$(F_{Q_1}^L \times F_{Q_2}^L)((i, k)(j, k)) = \max(F_{Q_1}^L(ij), F_{P_2}^L(k)) = \max(0.2, 0.1) = 0.2$$

### To check the condition of Cartesian product of Dombi Interval Neutrosophic Edge Graph

$$\begin{aligned}
 (T_{Q_1}^L \times T_{Q_2}^L)((i, k)(j, k)) &\leq \frac{(T_{P_1}^L \times T_{P_2}^L)((i, k))(T_{P_1}^L \times T_{P_2}^L)((j, k))}{(T_{P_1}^L \times T_{P_2}^L)((i, k)) + (T_{P_1}^L \times T_{P_2}^L)((j, k)) - (T_{P_1}^L \times T_{P_2}^L)((i, k))(T_{P_1}^L \times T_{P_2}^L)((j, k))} \\
 0.3 &\leq \frac{(0.4)(0.4)}{(0.4) + (0.4) - (0.4)(0.4)} = 0.3, \text{ hence satisfied.}
 \end{aligned}$$

$$(I_{Q_1}^L \times I_{Q_2}^L)((i,k)(j,k)) \geq \frac{(I_{P_1}^L \times I_{P_2}^L)((i,k)) + (I_{P_1}^L \times I_{P_2}^L)((j,k)) - 2(I_{P_1}^L \times I_{P_2}^L)((i,k))(I_{P_1}^L \times I_{P_2}^L)((j,k))}{1 - (I_{P_1}^L \times I_{P_2}^L)((i,k))(I_{P_1}^L \times I_{P_2}^L)((j,k))}$$

$$0.2 \geq \frac{(0.2) + (0.2) - 2(0.2)(0.2)}{1 - (0.2)(0.2)} = 0.33, \text{ hence not satisfied}$$

$$(F_{Q_1}^L \times F_{Q_2}^L)((i,k)(j,k)) \geq \frac{(F_{P_1}^L \times F_{P_2}^L)((i,k)) + (F_{P_1}^L \times F_{P_2}^L)((j,k)) - 2(F_{P_1}^L \times F_{P_2}^L)((i,k))(F_{P_1}^L \times F_{P_2}^L)((j,k))}{1 - (F_{P_1}^L \times F_{P_2}^L)((i,k))(F_{P_1}^L \times F_{P_2}^L)((j,k))}$$

$$0.2 \geq \frac{(0.1) + (0.1) - 2(0.1)(0.1)}{1 - (0.1)(0.1)} = 0.2, \text{ hence satisfied.}$$

Similarly for other edges.

Hence Cartesian product of two Dombi Interval Valued Neutrosophic Edge graphs need not be a DIVNEG.

**4.4 Definition: Composite product of Dombi Interval Valued Neutrosophic Graphs**

Consider  $\lambda_i$ , a Neutrosophic fuzzy subset of  $V_i$  and  $\delta_i$ , a fuzzy subset of  $E_i, i = 1, 2$ . Let  $G_{N1}(\lambda_1, \delta_1)$  and  $G_{N2}(\lambda_2, \delta_2)$  be two Dombi Interval Valued Neutrosophic Graphs of the crisp graphs  $G_1^*(V_1, E_1)$  and  $G_2^*(V_2, E_2)$  respectively and are defined by

$$(\lambda_1^L \circ \lambda_2^L)((x_1, x_2)) = \frac{\lambda_1^L(x_1)\lambda_2^L(x_2)}{\lambda_1^L(x_1) + \lambda_2^L(x_2) - \lambda_1^L(x_1)\lambda_2^L(x_2)}, \text{ for all } (x_1, x_2) \in V_1 \times V_2 \text{ and}$$

$$(\delta_1^L \circ \delta_2^L)((x, x_2)(x, y_2)) = \frac{\lambda_1^L(x)\lambda_2^L(x_2 y_2)}{\lambda_1^L(x) + \lambda_2^L(x_2 y_2) - \lambda_1^L(x)\lambda_2^L(x_2 y_2)}, \text{ for all } x \in V_1, x_2 y_2 \in E_2$$

$$(\delta_1^L \circ \delta_2^L)((x_1, z)(y_1, z)) = \frac{\lambda_2^L(z)\delta_1^L(x_1 y_1)}{\lambda_2^L(z) + \delta_1^L(x_1 y_1) - \lambda_2^L(z)\delta_1^L(x_1 y_1)}, \text{ for all } z \in V_2, x_1 y_1 \in E_1$$

$$(\delta_1^L \circ \delta_2^L)((x_1, x_2)(y_1, y_2))$$

$$= \frac{\lambda_2^L(x_2)\lambda_2^L(y_2)\delta_1^L(x_1 y_1)}{\lambda_2^L(x_2)\lambda_2^L(y_2) + \lambda_2^L(y_2)\delta_1^L(x_1 y_1) + \lambda_2^L(x_2)\delta_1^L(x_1 y_1) - 2\lambda_2^L(x_2)\lambda_2^L(y_2)\delta_1^L(x_1 y_1)},$$

for all  $x_1 y_1 \in E_1$  and  $x_2 \neq y_2$

Similarly for Indeterminacy and Falsity memberships with upper and lower membership values.

**4.4.1 Proposition**

The composite product of two Dombi Interval Valued Neutrosophic Edge graphs (DIVNEGs) of  $G_1$  and  $G_2$  is the DIVNEG.

**Proof:**

From the proof of 4.1.1

$$(T_{Q_1}^L \times T_{Q_2}^L)((x, x_2)(x, y_2)) \leq \frac{(T_{P_1}^L \times T_{P_2}^L)((x, x_2))(T_{P_1}^L \times T_{P_2}^L)((x, y_2))}{(T_{P_1}^L \times T_{P_2}^L)((x, x_2)) + (T_{P_1}^L \times T_{P_2}^L)((x, y_2)) - (T_{P_1}^L \times T_{P_2}^L)((x, x_2))(T_{P_1}^L \times T_{P_2}^L)((x, y_2))}$$

$$(T_{Q_1}^U \times T_{Q_2}^U)((x, x_2)(x, y_2)) \leq \frac{(T_{P_1}^U \times T_{P_2}^U)((x, x_2))(T_{P_1}^U \times T_{P_2}^U)((x, y_2))}{(T_{P_1}^U \times T_{P_2}^U)((x, x_2)) + (T_{P_1}^U \times T_{P_2}^U)((x, y_2)) - (T_{P_1}^U \times T_{P_2}^U)((x, x_2))(T_{P_1}^U \times T_{P_2}^U)((x, y_2))}$$

$$(I_{Q_1}^L \times I_{Q_2}^L)((x, x_2)(x, y_2))$$

$$\geq \frac{(I_{P_1}^L \times I_{P_2}^L)((x, x_2)) + (I_{P_1}^L \times I_{P_2}^L)((x, y_2)) - 2(I_{P_1}^L \times I_{P_2}^L)((x, x_2))(I_{P_1}^L \times I_{P_2}^L)((x, y_2))}{1 - (I_{P_1}^L \times I_{P_2}^L)((x, x_2))(I_{P_1}^L \times I_{P_2}^L)((x, y_2))}$$

$$(I_{Q_1}^U \times I_{Q_2}^U)((x, x_2)(x, y_2))$$

$$\begin{aligned}
& \geq \frac{(I_{P_1}^U \times I_{P_2}^U)((x, x_2)) + (I_{P_1}^U \times I_{P_2}^U)((x, y_2)) - 2(I_{P_1}^U \times I_{P_2}^U)((x, x_2))(I_{P_1}^U \times I_{P_2}^U)((x, y_2))}{1 - (I_{P_1}^U \times I_{P_2}^U)((x, x_2)) \cdot (I_{P_1}^U \times I_{P_2}^U)((x, y_2))} \\
& (F_{Q_1}^L \times F_{Q_2}^L)((x, x_2)(x, y_2)) \\
& \geq \frac{(F_{P_1}^L \times F_{P_2}^L)((x, x_2)) + (F_{P_1}^L \times F_{P_2}^L)((x, y_2)) - 2(F_{P_1}^L \times F_{P_2}^L)((x, x_2))(F_{P_1}^L \times F_{P_2}^L)((x, y_2))}{1 - (F_{P_1}^L \times F_{P_2}^L)((x, x_2)) \cdot (F_{P_1}^L \times F_{P_2}^L)((x, y_2))} \\
& (F_{Q_1}^U \times F_{Q_2}^U)((x, x_2)(x, y_2)) \\
& \geq \frac{(F_{P_1}^U \times F_{P_2}^U)((x, x_2)) + (F_{P_1}^U \times F_{P_2}^U)((x, y_2)) - 2(F_{P_1}^U \times F_{P_2}^U)((x, x_2))(F_{P_1}^U \times F_{P_2}^U)((x, y_2))}{1 - (F_{P_1}^U \times F_{P_2}^U)((x, x_2)) \cdot (F_{P_1}^U \times F_{P_2}^U)((x, y_2))}
\end{aligned}$$

Similarly for  $z \in V_2$ ,  $x_1 y_1 \in E_1$ .

Now consider  $x_1 y_1 \in E_1$ ,  $x_2 \neq y_2$

$$\begin{aligned}
& (T_{Q_1}^L \circ T_{Q_2}^L)((x_1, x_2)(y_1, y_2)) \text{ (Broumi et al. 2016)} \\
& \leq \min(T_{P_2}^L(x_2), T_{P_2}^L(y_2), T_{Q_1}^L(x_1 y_1)) \\
& \leq \min(T_{P_2}^L(x_2), T_{P_2}^L(y_2), \min(T_{P_1}^L(x_1), T_{P_1}^L(y_1))) = \min(\min(T_{P_1}^L(x_1), T_{P_2}^L(x_2)), \min(T_{P_1}^L(y_1), T_{P_1}^L(y_2))) \\
& = \min((T_{P_1}^L \circ T_{P_2}^L)(x_1, x_2), (T_{P_1}^L \circ T_{P_2}^L)(y_1, y_2)) \\
& = TN((T_{P_1}^L \circ T_{P_2}^L)((x_1, x_2)), (T_{P_1}^L \circ T_{P_2}^L)((y_1, y_2))) \\
& \leq \frac{(T_{P_1}^L \circ T_{P_2}^L)((x_1, x_2))(T_{P_1}^L \circ T_{P_2}^L)((y_1, y_2))}{(T_{P_1}^L \circ T_{P_2}^L)((x_1, x_2)) + (T_{P_1}^L \circ T_{P_2}^L)((y_1, y_2)) - (T_{P_1}^L \circ T_{P_2}^L)((x_1, x_2))(T_{P_1}^L \circ T_{P_2}^L)((y_1, y_2))} \\
& (T_{Q_1}^U \circ T_{Q_2}^U)((x_1, x_2)(y_1, y_2)) \\
& = \min(T_{P_2}^U(x_2), T_{P_2}^U(y_2), T_{Q_1}^U(x_1 y_1)) \\
& \leq \min(T_{P_2}^U(x_2), T_{P_2}^U(y_2), \min(T_{P_1}^U(x_1), T_{P_1}^U(y_1))) = \min(\min(T_{P_1}^U(x_1), T_{P_2}^U(x_2)), \min(T_{P_1}^U(y_1), T_{P_1}^U(y_2))) \\
& = \min((T_{P_1}^U \circ T_{P_2}^U)(x_1, x_2), (T_{P_1}^U \circ T_{P_2}^U)(y_1, y_2)) \\
& = TN((T_{P_1}^U \circ T_{P_2}^U)((x_1, x_2)), (T_{P_1}^U \circ T_{P_2}^U)((y_1, y_2))) \\
& \leq \frac{(T_{P_1}^U \circ T_{P_2}^U)((x_1, x_2))(T_{P_1}^U \circ T_{P_2}^U)((y_1, y_2))}{(T_{P_1}^U \circ T_{P_2}^U)((x_1, x_2)) + (T_{P_1}^U \circ T_{P_2}^U)((y_1, y_2)) - (T_{P_1}^U \circ T_{P_2}^U)((x_1, x_2))(T_{P_1}^U \circ T_{P_2}^U)((y_1, y_2))} \\
& (I_{Q_1}^L \circ I_{Q_2}^L)((x_1, x_2)(y_1, y_2)) \\
& = \max(I_{P_2}^L(x_2), I_{P_2}^L(y_2), I_{Q_1}^L(x_1 y_1)) \\
& \geq \max(I_{P_2}^L(x_2), I_{P_2}^L(y_2), \max(I_{P_1}^L(x_1), I_{P_1}^L(y_1))) = \max(\max(I_{P_1}^L(x_1), I_{P_2}^L(x_2)), \max(I_{P_1}^L(y_1), I_{P_1}^L(y_2))) \\
& = \max((I_{P_1}^L \circ I_{P_2}^L)(x_1, x_2), (I_{P_1}^L \circ I_{P_2}^L)(y_1, y_2)) \\
& = TCN((I_{P_1}^L \circ I_{P_2}^L)((x_1, x_2)), (I_{P_1}^L \circ I_{P_2}^L)((y_1, y_2))) \\
& \geq \frac{(I_{P_1}^L \circ I_{P_2}^L)((x_1, x_2)) + (I_{P_1}^L \circ I_{P_2}^L)((y_1, y_2)) - 2(I_{P_1}^L \circ I_{P_2}^L)((x_1, x_2))(I_{P_1}^L \circ I_{P_2}^L)((y_1, y_2))}{1 - (I_{P_1}^L \circ I_{P_2}^L)((x_1, x_2)) \cdot (I_{P_1}^L \circ I_{P_2}^L)((y_1, y_2))} \\
& (I_{Q_1}^U \circ I_{Q_2}^U)((x_1, x_2)(y_1, y_2))
\end{aligned}$$

$$\begin{aligned}
 &= \frac{I_{P_2}^U(x_2)I_{P_2}^U(y_2)I_{Q_1}^U(x_1y_1)}{I_{P_2}^U(x_2)I_{P_2}^U(y_2)+I_{P_2}^U(y_2)I_{Q_1}^U(x_1y_1)+I_{P_2}^U(x_2)I_{Q_1}^U(x_1y_1)-2I_{P_2}^U(x_2)I_{P_2}^U(y_2)I_{Q_1}^U(x_1y_1)}, \\
 &= \max\left(I_{P_2}^U(x_2), I_{P_2}^U(y_2), I_{Q_1}^U(x_1y_1)\right) \\
 &= TCN\left(\left(I_{P_1}^U \circ I_{P_2}^U\right)\left((x_1, x_2)\right), \left(I_{P_1}^U \circ I_{P_2}^U\right)\left((y_1, y_2)\right)\right) \\
 &\geq \frac{\left(I_{P_1}^U \circ I_{P_2}^U\right)\left((x_1, x_2)\right)+\left(I_{P_1}^U \circ I_{P_2}^U\right)\left((y_1, y_2)\right)-2\left(I_{P_1}^U \circ I_{P_2}^U\right)\left((x_1, x_2)\right) \cdot\left(I_{P_1}^U \circ I_{P_2}^U\right)\left((y_1, y_2)\right)}{1-\left(I_{P_1}^U \circ I_{P_2}^U\right)\left((x_1, x_2)\right) \cdot\left(I_{P_1}^U \circ I_{P_2}^U\right)\left((y_1, y_2)\right)} \\
 &\left(F_{Q_1}^L \circ F_{Q_2}^L\right)\left((x_1, x_2)\right)\left((y_1, y_2)\right) \\
 &= \max\left(F_{P_2}^L(x_2), F_{P_2}^L(y_2), F_{Q_1}^L(x_1y_1)\right) \\
 &\geq \max\left(F_{P_2}^L(x_2), F_{P_2}^L(y_2), \max\left(F_{P_1}^L(x_1), F_{P_1}^L(y_1)\right)\right) = \max\left(\max\left(F_{P_1}^L(x_1), F_{P_2}^L(x_2)\right), \max\left(F_{P_1}^L(y_1), F_{P_1}^L(y_2)\right)\right) \\
 &= \max\left(\left(F_{P_1}^L \circ F_{P_2}^L\right)\left((x_1, x_2)\right), \left(F_{P_1}^L \circ F_{P_2}^L\right)\left((y_1, y_2)\right)\right) \\
 &= TCN\left(\left(F_{P_1}^L \circ F_{P_2}^L\right)\left((x_1, x_2)\right), \left(F_{P_1}^L \circ F_{P_2}^L\right)\left((y_1, y_2)\right)\right) \\
 &\geq \frac{\left(F_{P_1}^L \circ F_{P_2}^L\right)\left((x_1, x_2)\right)+\left(F_{P_1}^L \circ F_{P_2}^L\right)\left((y_1, y_2)\right)-2\left(F_{P_1}^L \circ F_{P_2}^L\right)\left((x_1, x_2)\right) \cdot\left(F_{P_1}^L \circ F_{P_2}^L\right)\left((y_1, y_2)\right)}{1-\left(F_{P_1}^L \circ F_{P_2}^L\right)\left((x_1, x_2)\right) \cdot\left(F_{P_1}^L \circ F_{P_2}^L\right)\left((y_1, y_2)\right)} \\
 &\left(F_{Q_1}^U \circ F_{Q_2}^U\right)\left((x_1, x_2)\right)\left((y_1, y_2)\right) \\
 &= \max\left(F_{P_2}^U(x_2), F_{P_2}^U(y_2), F_{Q_1}^U(x_1y_1)\right) \\
 &= TCN\left(\left(F_{P_1}^U \circ F_{P_2}^U\right)\left((x_1, x_2)\right), \left(F_{P_1}^U \circ F_{P_2}^U\right)\left((y_1, y_2)\right)\right) \\
 &\geq \frac{\left(F_{P_1}^U \circ F_{P_2}^U\right)\left((x_1, x_2)\right)+\left(F_{P_1}^U \circ F_{P_2}^U\right)\left((y_1, y_2)\right)-2\left(F_{P_1}^U \circ F_{P_2}^U\right)\left((x_1, x_2)\right) \cdot\left(F_{P_1}^U \circ F_{P_2}^U\right)\left((y_1, y_2)\right)}{1-\left(F_{P_1}^U \circ F_{P_2}^U\right)\left((x_1, x_2)\right) \cdot\left(F_{P_1}^U \circ F_{P_2}^U\right)\left((y_1, y_2)\right)}
 \end{aligned}$$

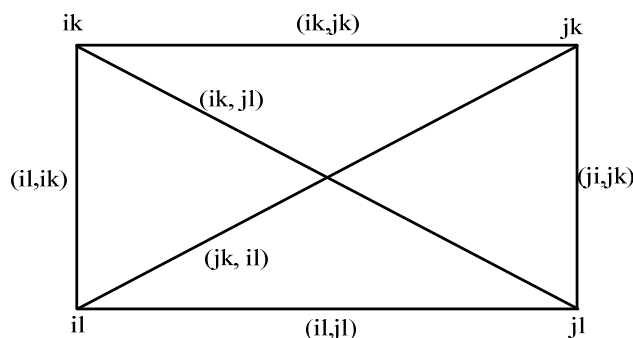
Hence the proposition.

**Numerical Example:**

Consider the same example as in numerical example for Cartesian product.

**Composition of two IVNGs (Broumi et al. 2016)**

$$\begin{aligned}
 P_1 &= \left\{ \langle i, [0.5, 0.7], [0.2, 0.5], [0.1, 0.3] \rangle, \langle j, [0.6, 0.7], [0.2, 0.4], [0.1, 0.3] \rangle \right\} \\
 Q_1 &= \left\{ \langle ij, [0.3, 0.6], [0.2, 0.4], [0.2, 0.4] \rangle \right\} \\
 P_2 &= \left\{ \langle k, [0.4, 0.6], [0.3, 0.4], [0.1, 0.3] \rangle, \langle l, [0.4, 0.7], [0.2, 0.4], [0.1, 0.3] \rangle \right\} \\
 Q_2 &= \left\{ \langle kl, [0.3, 0.5], [0.4, 0.5], [0.3, 0.5] \rangle \right\}
 \end{aligned}$$



**Fig. 6. Composition of  $G_{N1}$  and  $G_{N2}$  ( $G_{N1} \circ G_{N2}$ )**

$$\begin{aligned} (ik, jk) &= \langle [0.3, 0.6], [0.3, 0.4], [0.2, 0.4] \rangle, (jl, jk) = \langle [0.3, 0.5], [0.4, 0.5], [0.3, 0.5] \rangle \\ (il, jl) &= \langle [0.3, 0.6], [0.2, 0.4], [0.2, 0.4] \rangle, (il, ik) = \langle [0.3, 0.5], [0.4, 0.5], [0.3, 0.5] \rangle \\ (ik, jl) &= \langle [0.3, 0.6], [0.3, 0.4], [0.2, 0.4] \rangle, (jk, il) = \langle [0.3, 0.6], [0.3, 0.4], [0.2, 0.4] \rangle \end{aligned}$$

Other four edges has been given in Numerical Example 1.

To check for Dombi Composition of two IVNEGs is an IVNEG.

Consider  $ij \in E_1$ ,

$$\begin{aligned} (T_{Q_1}^L \circ T_{Q_2}^L)((i,k)(j,l)) &= \min [T_{P_2}^L(k), T_{P_2}^L(l), T_{Q_1}^L(ij)] = \min [0.4, 0.4, 0.3] = 0.3 \\ &\leq \frac{(T_{P_1}^L \circ T_{P_1}^L)((i,k))(T_{P_1}^L \circ T_{P_1}^L)((j,l))}{(T_{P_1}^L \circ T_{P_1}^L)((i,k)) + (T_{P_1}^L \circ T_{P_1}^L)((j,l)) - (T_{P_1}^L \circ T_{P_1}^L)((i,k))(T_{P_1}^L \circ T_{P_1}^L)((j,l))} \\ &= \frac{(0.4)(0.4)}{(0.4) + (0.4) - (0.4)(0.4)} = 0.3, \text{ hence satisfied} \end{aligned}$$

$$\begin{aligned} (I_{Q_1}^L \circ I_{Q_2}^L)((i,k)(j,l)) &= \max [I_{P_2}^L(k), I_{P_2}^L(l), I_{Q_1}^L(ij)] = \max [0.3, 0.2, 0.2] = 0.3 \\ &\geq \frac{(I_{P_1}^L \circ I_{P_1}^L)((i,k)) + (I_{P_1}^L \circ I_{P_1}^L)((j,l)) - 2(I_{P_1}^L \circ I_{P_1}^L)((i,k))(I_{P_1}^L \circ I_{P_1}^L)((j,l))}{1 - (I_{P_1}^L \circ I_{P_1}^L)((i,k))(I_{P_1}^L \circ I_{P_1}^L)((j,l))} \\ &= \frac{(0.2) + (0.2) - 2(0.2)(0.2)}{1 - (0.2)(0.2)} = 0.3, \text{ hence satisfied} \end{aligned}$$

$$\begin{aligned} (F_{Q_1}^L \circ F_{Q_2}^L)((i,k)(j,l)) &= \max [F_{P_2}^L(k), F_{P_2}^L(l), F_{Q_1}^L(ij)] = \max [0.1, 0.1, 0.2] = 0.2 \\ &\geq \frac{(F_{P_1}^L \circ F_{P_1}^L)((i,k)) + (F_{P_1}^L \circ F_{P_1}^L)((j,l)) - 2(F_{P_1}^L \circ F_{P_1}^L)((i,k))(F_{P_1}^L \circ F_{P_1}^L)((j,l))}{1 - (F_{P_1}^L \circ F_{P_1}^L)((i,k))(F_{P_1}^L \circ F_{P_1}^L)((j,l))} \\ &= \frac{(0.1) + (0.1) - 2(0.1)(0.1)}{1 - (0.1)(0.1)} = 0.2, \text{ hence satisfied} \end{aligned}$$

Similarly for other edges.

Hence composition two Dombi Interval Valued Neutrosophic Edge graphs is a DIVNEG.

## 5. Comparison of Traffic Control Management using different types of set and Graph theory

The below table expresses the advantage and limitations of crisp sets, Fuzzy sets (Type-1 Fuzzy Sets), Type-2 Fuzzy sets, Neutrosophic Sets (Single Valued Neutrosophic Graphs), Interval Valued Neutrosophic Sets,

D. Nagarajan, M.Lathamaheswari, S. Broumi and J. Kavikumar, Dombi Interval Valued Neutrosophic Graph and its Role in Traffic Control Management

Dombi Fuzzy Graphs, Dombi Neutrosophic Graphs and Dombi Interval Valued Neutrosophic Graphs in traffic control management. This table also describe the role of triangular norms in control theory. In traffic control system, detection of latency of the vehicles in a roadway, estimation of the density will be done by sensors and it will send an interrupt signal to the control unit. After that using the controllers with logical operations, the roadway will be decided for giving the service first. At this junction, the logical operations of Dombi Interval Valued Neutrosophic Graphs can be used.

Traffic Control Management	Advantages	Limitations
Using Crisp Sets	<ul style="list-style-type: none"> <li>• Fixed time period for all the traffic density</li> <li>• Achieved to characterize the real situation</li> </ul>	<ul style="list-style-type: none"> <li>• Cannot act while there is a fluctuation in traffic density</li> <li>• Unable to react immediately to unpredictable changes like driver's behavior.</li> <li>• Unable to handle with rapid momentous changes which disturb the continuity of the traffic.</li> </ul>
Using Fuzzy Sets	<ul style="list-style-type: none"> <li>• Different time duration can be considered according to the traffic density</li> <li>• Follow rule based approach which accepts uncertainties</li> <li>• Able to model the reasoning of an experienced human being</li> <li>• Adaptive and intelligent</li> <li>• Able to apply and handle real life rules identical to human thinking</li> <li>• Admits fuzzy terms and conditions</li> <li>• Performs the best security</li> <li>• It makes simpler to convert knowledge beyond the domain</li> </ul>	<ul style="list-style-type: none"> <li>• Adaptiveness is missing to compute the connectedness of the interval based input</li> <li>• Cannot be used to show uncertainty as it apply crisp and accurate functions</li> <li>• Cannot handle the uncertainties such as stability, flexibility and on-line planning completely since consequents can be uncertain</li> </ul>
Using Type-2 Fuzzy Sets	<ul style="list-style-type: none"> <li>• Rule based approach which accepts uncertainties completely</li> <li>• Adaptiveness (Fixed Type-1 fuzzy sets are used to calculate the bounds of the type reduced interval change as input changes)</li> <li>• Novelty (the upper and lower membership functions may be used concurrently in calculating every bound of the type reduced interval)</li> </ul>	<ul style="list-style-type: none"> <li>• Computational complexity is high as the membership functions themselves fuzzy.</li> </ul>
Neutrosophic Sets	<ul style="list-style-type: none"> <li>• Deals not only uncertainty but also indeterminacy due to unpredictable environmental disturbances</li> </ul>	<ul style="list-style-type: none"> <li>• Unable to rounding up and down errors of calculations</li> </ul>
Interval Valued Neutrosophic Sets	<ul style="list-style-type: none"> <li>• Deals with more uncertainties and indeterminacy</li> <li>• Flexible and adaptability</li> <li>• Able to address issues with a set of numbers in the real unit interval, not just a particular number.</li> <li>• Able to rounding up and down errors of calculations</li> </ul>	<ul style="list-style-type: none"> <li>• Unable to deal criterion incomplete weight information.</li> </ul>
Neutrosophic Graphs	<ul style="list-style-type: none"> <li>• When the terminal points and the paths are uncertain, optimized output is possible</li> </ul>	<ul style="list-style-type: none"> <li>• Unable to handle more uncertainties.</li> </ul>
Interval Valued Neutrosophic Graphs	<ul style="list-style-type: none"> <li>• Able to handle more uncertainties exist in the terminal points (vertices) and paths (edges)</li> </ul>	<ul style="list-style-type: none"> <li>• Unable to deal criterion incomplete weight information.</li> </ul>
Dombi Fuzzy Graphs	<ul style="list-style-type: none"> <li>• The Dombi Fuzzy Graph can portray the impreciseness strongly for all types of networks like traffic control.</li> </ul>	<ul style="list-style-type: none"> <li>• Indeterminacy cannot be dealt by Dombi Fuzzy Graph.</li> </ul>
Dombi Neutrosophic Graphs	<ul style="list-style-type: none"> <li>• Indeterminacy can be dealt by Dombi Neutrosophic Graph.</li> </ul>	<ul style="list-style-type: none"> <li>• Unable to handle uncertainty for interval values provided by the expert's</li> </ul>

Dombi Interval Valued Neutrosophic Graphs	<ul style="list-style-type: none"> <li>• Able to handle uncertainty properly for interval values provided by the expert's</li> </ul>	<ul style="list-style-type: none"> <li>• Unable to deal criterion incomplete weight information.</li> </ul>
---	--	---

## 6. Conclusion

Dealing indeterminacy is an essential work to get an optimized output in any problem and control system as well. It is possible only with Neutrosophic logic and that too effectively by interval valued Neutrosophic setting as it has lower and upper membership function for three independent membership functions namely truth, indeterminacy and falsity. In this paper, Dombi Single valued Neutrosophic Graph and Dombi Interval valued Neutrosophic Graph have been proposed. Also it has been proved that Cartesian product and composition of two DIVNGs are DIVNG with numerical example. Also an importance of the Neutrosophic Controllers has been given theoretically and its use in traffic control management. It has been pointed out that instead of using minimum and maximum operations, triangular norms namely T Norm and T-Conorm can be used in control system such as traffic control management. Advantage and limitations has been discussed for crisp sets, fuzzy sets, and type-2 fuzzy sets, Neutrosophic Sets, Interval Valued Neutrosophic Sets, Neutrosophic Graphs, Interval Valued Neutrosophic Graphs, Dombi Fuzzy Graphs, Dombi Neutrosophic Graphs and Dombi Interval Valued Neutrosophic Graphs.

## References

- [1] J. Dombi. The Generalized Dombi Operator Family and the Multiplicative Utility Function. *Soft Computing Based Modeling in Intelligent Systems*, (2009), 115-131.
- [2] G. Gosztolya, J. Dombi, and A. Kocsor. Applying the Generalized Dombi Operator Family to the Speech Recognition Task. *Journal of Computing and Information Technology*, (2009), 285-293.
- [3] S. Aggarwal, R. Biswas, A. Q. Ansari. Neutrosophic Modeling and Control, *International conference on Computer and Communication Technology*, (2010), 718-723.
- [4] G. A. Pavlopoulos, M. Secrier, C. N. Moschopoulos, T. G. Soldatos, S. Kossida, J. Aerts, R. Schneider, and P.G. Bagos. Using graph Theory to analyze biological networks, *BioData Mining*, 4(10)(2011), 1-27.
- [5] S. Stoilova, and K. Nedelchev. An Automated Optimization using Graph Theory, *Machines, Technologies, Materials*, (2012), 17-22.
- [6] N. Baruah, and A.K. Baruah. On a Traffic Control Problem Using Cut-Set of Graph, *International Journal of Advanced Networking and Applications*, 3(4) (2012), 1240-1244.
- [7] A. Dey, D. Ghosh and A. Pal, Operations on Complement of a Fuzzy Graph. *Proceedings of the National Seminar on Recent Advances in Mathematics and its Applications in Engineerings Sciences*, (2012), 43-50.
- [8] F. Gomes-Vela, N. Diaz-Diaz, J. A. Lagares, J. A. Sanchez, and J. S. Aguilar-Ruiz, Using graph Theory to analyze gene network coherence. *EMBnet.Journal* 18 B, (2012), 32-34.
- [9] A. Dey, D. Ghosh, and A. Pal, Vertex Coloring of a Fuzzy Graph, *Proceedings of the National Seminar on Recent Advances in Mathematics and its Applications in Engineerings Sciences*, (2012), 51-59.
- [10] A. Dey, D. Ghosh, and A. Pal. An Application of Fuzzy Graph in Traffic Light Control, *International Conference on Mathematics*, (2013), 1-8.
- [11] M. S. Sunitha, and S. Mathew. Fuzzy Graph Theory: A Survey, *Annals of Pure and Applied Mathematics*, 4(1) (2013), 92-110.
- [12] I. S. Lopes, S. D. Sousa, and E. Nunes. Quantification of Uncertainty of Performance Measures Using Graph Theory, *Congreso Galego de Estatística e Investigación de Operacions A Coruna, Project: Uncertainty in Performance Measurement*, (2013), 1-9.



- [13] D. Dave, and N. Jhala. Application of Graph Theory in Traffic Management. *International Journal of Engineering and Innovative Technology*, 3(12) (2014), 124-126.
- [14] B. Prabha, V. M. Chandrasekaran, and G. Deepa, Energy of an Intuitionistic Fuzzy Graph. *Italian Journal of Pure and Applied Mathematics*, 32 (2014), 431-444.
- [15] S. K. Bisen. Application of Graph Theory in Transportation Networks, *International Journal of Scientific research and Management*, 5(7) (2017), 6197-6201.
- [16] R. Dhavaseelan, R. Vikramaprasad, and V. Krishnaraj. Certain Types of Neutrosophic Graphs, *International Journal of Mathematical Sciences & Applications*, 5(2) (2015), 333-339.
- [17] W. B. V. Kandasamy, K. Ilanthendral, and F. Smarandache. Neutrosophic Graphs: A New Dimension to Graph Theory. (2015), DOI:10.5281/zenodo.31820.
- [18] O. T. Manjusha, and M. S. Sunitha. Strong Domination in Fuzzy Graphs, *Fuzzy Information and Engineering*, 7(2015), 369-377.
- [19] S. Broumi, F. Smarandache, M. Talea, and A. Bakali. An Introduction to Bipolar Single Valued Neutrosophic Graph Theory, *Applied Mechanics and Materials*, 841 (2016), 184-191.
- [20] S. Broumi, A. Bakali, M. Talea, and F. Smarandache. An Isolated Interval Valued Neutrosophic Graph, *Uncertainty*, XIII (2016), 67-80.
- [21] S. Broumi, M. Talea, F. Smarandache, and A. Bakali. Decision-Making Method based on the Interval Valued Neutrosophic Graph, *Future Technologies Conference, San Francisco, United States*. (2016), 1-7
- [22] S. Broumi, A. Bakali, M. Talea, and F. Smarandache. Isolated Single Valued Neutrosophic Graphs, *Neutrosophic Sets and Systems*, 11 (2016), 74-78.
- [23] S. Broumi, F. Smarandache, M. Talea, and A. Bakali. Operations on Interval Valued Neutrosophic Graphs, *New Trends in Neutrosophic Theory and Applications*, (2016), 231-254.
- [24] S. Broumi, M. Talea, F. Smarandache, and A. Bakali. Single Valued Neutrosophic Graphs: Degree, Order and Size, *International Conference on Fuzzy Systems*. (2016), 2444-2451.
- [25] W. B. V. Kandasamy, K. Ilanthendral, and F. Smarandache. Strong Neutrosophic Graphs and Subgraph Topological Subspaces, (2016), ISBN-13: 978-1-59973-486-6, EuropaNova, Belgium, 2016, 9-18.
- [26] N. K. Bhagat, and R. K. Patel. Traffic Management using Intelligence in Transportation Systems, *International Journal for Scientific Research & Development*, 3(12) (2016), 484-487.
- [27] R. Sahin R. An approach to Neutrosophic graph theory with applications, *Soft Computing*. (2017), DOI: 10.107/s00500-017-2875-1.
- [28] A. Jain, S. Rai, and A. Manaktala. Analyzing Asymmetrical Associations using Fuzzy Graph and Discovering Hidden Connections in Facebook, *Global Journal of Enterprise Information System*, 9(1) (2017), 1-12.
- [29] P. C. Sethi P, and P. K. Behera. Network Traffic Management Using Dynamic Bandwidth on Demand, *International Journal of Computer Science and Information Security*, 15(6) (2017), 369-375.
- [30] M. Akram, and M. Sitara. Representation of Graph Structure Based on I-V Neutrosophic Sets, *International Journal of Algebra and Statistics*, 6(1-2) (2017), 56-80.
- [31] K. S. Oberoi, G. D. Mondo, Y. Dupuis, and P. Vasseur. Spatial Modeling of Urban Road Traffic Using Graph Theory, *Spatial Analysis and GEOmatics*, (2017), 1-14.
- [32] S. Broumi, A. Dey, A. Bakali, M. Talea, F. Smarandache, L.H. Son, and D. Koley. Uniform Single Value Neutrosophic Graphs, *Neutrosophic Sets and Systems*, 17 (2017), 42-49.
- [33] S. G. Quek, S. Broumi, G. Selvachandran, A. Bakali, M. Talea, and F. Smarandache. Some Results on the Graph Theory for Complex Neutrosophic Sets, *Symmetry*, 10 (190) (2018), 1-30.
- [34] S. Ashraf, S. Naz, and E. E. Kerre. Dombi Fuzzy Graphs, *Fuzzy Information and Engineering*, [Doi.org/10.1080/16168658.2018.1509520](https://doi.org/10.1080/16168658.2018.1509520). (2018), 1-22.
- [35] M. K. R. Marapureddy. Fuzzy Graph of Semigroup, *Bulletin of the International Mathematical Virtual Institute*. 8(2018) (2018), 439-448.

- 
- [36] J. N. Mordeson, and S. Mathew. t-Norm Fuzzy Graphs, *New Mathematics and Natural Computation*, 14(01) (2018), 129-143.
- [37] M. Abdel-Baset, et al. An integrated neutrosophic ANP and VIKOR method for achieving sustainable supplier selection: A case study in importing field, *Computers in Industry* 106,(2019)94-110.
- [38] M. Abdel-Baset, et al, An approach of TOPSIS technique for developing supplier selection with group decision making under type-2 neutrosophic number." *Applied Soft Computing*. 77, (2019) 438-452.
- [39] M Abdel-Baset et al, A Group Decision Making Framework Based on Neutrosophic TOPSIS Approach for Smart Medical Device Selection." *Journal of Medical Systems* 43(2),(2019). 38.

Received: October 18, 2018    Accepted: January 15, 2019



# A Multi Objective Programming Approach to Solve Integer Valued Neutrosophic Shortest Path Problems

Ranjan Kumar<sup>1\*</sup>, S A Edalatpanah<sup>2</sup>, Sripati Jha<sup>1</sup>, S. Broumi<sup>3</sup>, Ramayan Singh<sup>1</sup>, and Arindam Dey<sup>4</sup>

<sup>1</sup> Department of Mathematics, National Institute of Technology, Adityapur, Jamshedpur, 831014, India.

<sup>2</sup> Department of Industrial Engineering, Ayandegan Institute of Higher Education, Iran

<sup>3</sup> Laboratory of Information Processing, Faculty of Science, Ben M'sik, University Hassan II, B.P. 7955, Casablanca, Morocco

<sup>4</sup> Department of computer Science and Engineering, Saroj Mohan Institute of Technology, West Bengal, India

<sup>1</sup> Corresponding Author: Ranjan Kumar, email id : [ranjank.nit52@gmail.com](mailto:ranjank.nit52@gmail.com)

**Abstract.** Neutrosophic (NS) set hypothesis gives another way to deal with the vulnerabilities of the shortest path problems (SPP). Several researchers have worked on fuzzy shortest path problem (FSPP) in a fuzzy graph with vulnerability data and completely different applications in real world eventualities. However, the uncertainty related to the inconsistent information and indeterminate information isn't properly expressed by fuzzy set. The neutrosophic set deals these forms of uncertainty. This paper presents a model for shortest path problem with various arrangements of integer-valued trapezoidal neutrosophic (INVTpNS) and integer-valued triangular neutrosophic (INVTTrNS). We characterized this issue as Neutrosophic Shortest way problem (NSSPP). The established linear programming (LP) model solves the classical SPP that consists of crisp parameters. To the simplest of our data, there's no multi objective applied mathematics approach in literature for finding the Neutrosophic shortest path problem (NSSPP). During this paper, we tend to introduce a multi objective applied mathematics approach to unravel the NSPP. The subsequent integer valued neutrosophic shortest path (IVNSSP) issue is changed over into a multi objective linear programming (MOLP) issue. At that point, a lexicographic methodology is utilized to acquire the productive arrangement of the subsequent MOLP issue. The optimization process affirms that the optimum integer valued neutrosophic shortest path weight conserves the arrangement of an integer valued neutrosophic number. Finally, some numerical investigations are given to demonstrate the adequacy and strength of the new model.

**Keywords:** Triangular neutrosophic fuzzy numbers; shortest path problem; network distribution; optimization technique;

## 1. Introduction and review of the literature:

The SPP, which uses on determining the shortest path (SP) between a specified source vertex (SV) and destination vertex (DV), is a well-known and fundamental combinatorial optimization problem. The SPP appears in many real life applications, e.g., routing [1], supply chain management problems[2], computer networks [3] etc. as a sub problem. Some effective algorithmic approaches were introduced by Dijkstra[4] and Floyd[5] in between 1950 and 1970. We refer these algorithms as classical algorithms. In classical algorithms for SPP, the costs of the arcs in a SPP are considered as real numbers, i.e., crisp number.

The arc costs of a SPP are used to represent the travelling cost, distance, time or other variable in the real world scenarios. In practical application of SPP, the edge weights in the path of a graph have some parameters which are very hard to find exactly, i.e., capacities, distance, costs, demands, traffic frequencies, etc. For example, the geographical distance between two cities may be recognized exactly, however, the travelling cost or travelling time may change due to weather, accident and traffic flow. So, the edge weights are nondeterministic in such situations and it is impossible to use the classical algorithm to find exact solution of the SPP in such uncertain environment. Many researchers thought that uncertainties due to nondeterministic environment adjust to randomness and they proposed the concept of probability SPP[6-7] and stochastic SPP[8-9]. Fuzziness is applied to randomness for dealing uncertainties of SPP. The SPP with fuzzy arc lengths (FAL), defined as FSPP, represents the type 1 fuzzy (T1-F) number as FAL. Dubois and Prade[10] first introduced FSPP based on classical Floyd and Ford-Moore-Bellman method. Till date, numerous researchers have worked on FSPP[11-22] T1-F variables are generally used in FSPP. However, if the arc lengths of a graph change under some specific condition such as travelling time or arc lengths are collected from more than one source which changes regularly. So, it becomes very hard to represent those lengths by using T1-F number. For example, we are generally unable

to give the mathematical description of traffic frequency of a road in different time. These types of information are collected from a set of person using some questionnaires which consists of uncertain words. The classical fuzzy set is unable to handle these types of uncertainties as their membership values are completely crisp. These types of uncertainty can be modeled by type-2 fuzziness. In type 2 fuzzy(T2-F) sets have membership values that are also fuzzy. Few researchers have work on SPP with T2-F set as arc lengths. The membership degree in fuzzy set or T2-F set is unable to model the ambiguous situation of the SPP. To solve this problem, Atanassov[23] have introduced the idea of intuitionistic fuzzy (INF) set which is described by membership and non-membership degree and it can also deal the imprecision information. Recently,[24] has used INF set as arc length of SPP. However, T1-F set, INF set and T2-F set have no capability to understand all possibilities of indeterminate or inconsistent information of SPP.

We use multi objective linear programming (MOLP) optimization approach on this paper. The traditional MOLP is related to crisp parameters. However, in real world situation, the variables for multi criteria decision making (MCDM) troubles are obscure in nature which has been discussed above. Such vulnerabilities results to expanded troubles in the related streamlining endeavors. Basically evading these vulnerabilities is unfortunate as it might influence the choice making[25-26]. Henceforth, vulnerability ought to be taken care of by inaccurate LP techniques. Amid the most recent couple of decades, immense number of vague LP techniques has been set up to deal with different vulnerabilities. Those methods classified into three classes, i.e., single objective fuzzy linear programming, bi-objective fuzzy linear programming, and multi-objective fuzzy linear programming. Najafi&Edaltpanah [27], Hosseinzadeh &Edaltpanah[28], and so forth. There have been many researches in past regarding multi-objective linear programming technique under neutrosophic environment. Das and Roy [29] suggested an innovative application of neutrosophic optimization technique in riser design problem. Hezam et al. [30] came up with Taylor series approximation to solve these kinds of problems. Sarkar et al.[31] attained powerfully neutrosophic goal programming process using structural design optimization. Ahmed et al.[32] proposed an interesting technique for solving nonlinear problems using hesitant fuzzy computational algorithm. Fahmi et al.[33] proposed Triangular Cubic Hesitant Fuzzy Einstein Hybrid Weighted Averaging Operator, Islam & Ray[34] introduced Multi-objective portfolio selection model. To the excellent of our facts, there's no multi-goal LP version in literature for SPP with NS number.

In this paper, we represent the edge weight as neutrosophic number. In 1998, Smarandache[35-36] has introduced the idea of NS set which can deal with vague, indeterminate and inconsistent information of the problem that may exist in the real word scenarios. It is an extension of crisp set, T1-F set and INFu set. A NS set is described by three membership degrees of truth, indeterminate and a false. This three independent membership degrees are within the non-standard unit interval ] 0, 1+[. However, the membership degree of fuzzy set lies between the interval [0,1]. Recently, the NS set is used for modeling many engineering applications because it can deal with incomplete information as well as the inconsistent and indeterminate information. Some of the recent works on NS related problem are available in references [37-46 ]. Moreover, there are many researchers who have introduced some significant operators for decision- making in engineering technicalities under neutrosophic environment. Ye [47] invented a new operator for trapezoidal neutrosophic set, Deli [48] proposed innovative operators on single valued trapezoidal neutrosophic numbers, Gulistan et al.[49] introduced Neutrosophic Cubic Mean Operators and Entropy , Khan et al.[50] attained Interval Neutrosophic Dombi Power Bonferroni Mean Operators, Fahmi et al.[33] proposed Triangular Cubic Hesitant Fuzzy Einstein Hybrid Weighted Averaging Operator, Khan et al.[51] suggested Neutrosophic Cubic Einstein Geometric Aggregation Operators and many others[52-58] These operators are used in handling different real life technicalities. We have tabulated all those important influences of different researchers who have introduced these real life applications in Table 1.

Table 1. Important influences of different researchers for real life applications of operators for decision-making under Neutrosophic environment.

Author and references	Year	Significance influences
Kour & Basu [59]	2015	Real-life transportation problem using extended fuzzy programming techniq-ue.
Shahzadi et al. [60]	2017	Single-Valued Neutrosophic Sets in Medical Diagnosis.
Mohamed et al. [61]	2017	Neutrosophic integer programming problem.
Kour & Basu [62]	2017	Sorting of transportation companies.
Abdel-Basset et al. [63]	2018	Linear programming problem applied in diary industries.
Mondal et al. [64]	2018	Single valued neutrosophic hyperbolic sine similarity mea-sure based on madm strategy.
Altinirmak et al. [65]	2018	Evaluation of mutual funds' performance via a case study carried out in Turkey.

Alava et al. [66]	2018	Analytic hierarchy process for project selection.
Dey et al. [67]	2018	Minimum spanning trees for undirected graphs.
Teruel et al. [68]	2018	Selection of cloud computing services based on consensus.
Broumi et al. [69]	2018	Spanning Tree Problem with Edge Weights.
Mohamed et al. [70]	2017	Critical path problem.

Table 2, charts some significant influences towards NSPP. Based on the previous discussions on SPP and currently available data as mentioned in below table, there are no existing methods which are available for MOLP under neutrosophic environment .Therefore, there is a need to establish a neutrosophic version multi objective linear programming for neutrosophic shortest path problems.

Table 2. Significance influences of different authors towards neutrosophic shortest path problem

Author and references	Year	Significance influences
Broumi et.al.[71]	2016b	Dijkstra principle for interval based data based problems.
Broumi et.al.[72]	2016c	Single valued trapezoidal NS numbers for dijkstra principle
Broumi et.al.[73]	2016d	Single valued NS Graphs in SPP
Broumi et.al.[74]	2017a	Neutrosophic setting along with trapezoidal fuzzy for proce-ssing SPP.
Broumi et.al.[75]	2017b	Bipolar neutrosophic environment.
Broumi et.al.[76]	2017c	Interval-valued NS setting environment for process-ing SPP.
Broumi et.al.[77]	2018	Invented decision-making problem for maximization of deviation method with partial weight under the neutrosophic environment
Kumar et al.[78]	2018	A new algorithm based on score function for finding the neutrosophic shortest path problems.
Broumi et.al.[79]	2019	Interval valued trapezoidal and triangular neutrosophic enviro-nment using improved score and center of gravity function for finding SPP.

To the nice of our facts, there are no multi-objective linear programming (MOLP) models in literature for SPP under NS environment. Additionally, the currently available methods for solving SPP have a significant number of limitations and drawbacks which have been explained in different sections of this paper. This complete scenario has motivated us to come up with a new method for solving SPP with neutrosophic range which are formulated and solved with the use of multi-goal linear programming model for the first time.

NS set theory is documented technique to manage uncertainty in optimization problem. SPP with NS variety etc. area unit represented by few researchers. The most contributions of this paper as follows.

- This approach helps to resolve a new set of problem with NS number.
- We define the SP problem below integer valued neutrosophic surroundings and recommend an efficient answer technique to locate the ultimate integer valued neutrosophic path weight and the corresponding integer valued neutrosophic course.
- First time within the literature of neutrosophic set, we tend to introduce a lexicographical approach in conjunction with multi objective linear programming method.

Whatever remains of the paper is systemized as pursues: In Segment 2, some fundamental ideas of whole number esteemed neutrosophic numbers are exhibited. In Segment 3, the scientific detailing of the SP issue under whole number esteemed neutrosophic condition is given.and also, another technique is proposed for taking care of a similar issue. In Segment 4, a numerical precedent is given to represent the proposed arrangement system. In segment 5, result and disscussion. At last, we conclude the paper in Segment 6.

## 2. Preliminaries

**Definition 2.1:** [80] : Let X be a space point or objects, with a genetic element in X denoted by x. A single-valued NS, V in X is characterised by three independent parts, namely truth-MF  $T_V$ , indeterminacy-MF  $I_V$  and falsity -MF  $F_V$ , such that  $T_V : X \rightarrow [0,1], I_V : X \rightarrow [0,1],$  and  $F_V : X \rightarrow [0,1].$

Now, V is denoted as  $V = \{ \langle x, (T_V(x), I_V(x), F_V(x)) \rangle \mid x \in X \}$ , satisfying  $0 \leq T_V(x) + I_V(x) + F_V(x) \leq 3.$

**Definition 2.2:** [81]: Let  $\hat{r}^N = \left\langle \left( \overline{r_{ij,l}}, \overline{r_{ij,m}}, \overline{r_{ij,k}} \right), \left( r_{ij,l}, r_{ij,m}, r_{ij,k} \right), \left( \underline{r_{ij,l}}, \underline{r_{ij,m}}, \underline{r_{ij,k}} \right) \right\rangle$  is a special NS on the real number set R, whose truth-MF  $\Delta_{\hat{r}}(x)$ , indeterminacy-MF  $\nabla_{\hat{r}}(x)$ , and falsity-MF  $\mathfrak{U}_{\hat{r}}(x)$  are given as follows:

$$\Delta_{\bar{r}}(x) = \begin{cases} \frac{(x - \overline{r_{ij,l}})}{(\overline{r_{ij,m}} - \overline{r_{ij,l}})} & \overline{r_{ij,l}} \leq x < \overline{r_{ij,m}}, \\ 1 & x = \overline{r_{ij,m}}, \\ \frac{(\overline{r_{ij,k}} - x)}{(\overline{r_{ij,k}} - \overline{r_{ij,m}})} & \overline{r_{ij,m}} < x \leq \overline{r_{ij,k}}, \\ 0 & \text{otherwise.} \end{cases} \quad (1)$$

$$\nabla_{\bar{r}}(x) = \begin{cases} \frac{(r_{ij,m} - x)}{(r_{ij,m} - r_{ij,l})} & r_{ij,l} \leq x < r_{ij,m}, \\ 0 & x = r_{ij,m}, \\ \frac{(x - r_{ij,m})}{(r_{ij,k} - r_{ij,m})} & r_{ij,m} < x \leq r_{ij,k}, \\ 1 & \text{otherwise.} \end{cases} \quad (2)$$

$$\overline{\mathfrak{O}}_{\bar{r}}(x) = \begin{cases} \frac{(r_{ij,m} - x)}{(r_{ij,m} - r_{ij,l})} & \underline{r_{ij,l}} \leq x < \underline{r_{ij,m}}, \\ 0 & x = \underline{r_{ij,m}}, \\ \frac{(x - \underline{r_{ij,m}})}{(\underline{r_{ij,k}} - \underline{r_{ij,m}})} & \underline{r_{ij,m}} < x \leq \underline{r_{ij,k}}, \\ 1 & \text{otherwise.} \end{cases} \quad (3)$$

Where  $0 \leq \Delta_{\bar{r}}(x) + \nabla_{\bar{r}}(x) + \overline{\mathfrak{O}}_{\bar{r}}(x) \leq 3$ ,  $x \in \hat{r}^N$

The parametric form is defined as follows

$(\hat{r}^N)_{\delta, \nu, \eta} = [\Delta_{\hat{r}^{N1}}(\delta), \Delta_{\hat{r}^{N2}}(\delta); \nabla_{\hat{r}^{N1}}(\nu), \nabla_{\hat{r}^{N2}}(\nu); \overline{\mathfrak{O}}_{\hat{r}^{N1}}(\eta), \overline{\mathfrak{O}}_{\hat{r}^{N2}}(\eta)]$ , Where  $\delta, \nu, \eta \in (0, 1)$

$$\Delta_{\hat{r}^{N1}}(\delta) = \overline{r_{ij,l}} + \delta(\overline{r_{ij,m}} - \overline{r_{ij,l}})$$

$$\Delta_{\hat{r}^{N2}}(\delta) = \overline{r_{ij,k}} - \delta(\overline{r_{ij,k}} - \overline{r_{ij,m}})$$

$$\nabla_{\hat{r}^{N1}}(\nu) = r_{ij,m} - \nu(r_{ij,m} - r_{ij,l})$$

$$\nabla_{\hat{r}^{N2}}(\nu) = r_{ij,m} + \nu(r_{ij,k} - r_{ij,m})$$

$$\overline{\mathfrak{O}}_{\hat{r}^{N1}}(\eta) = \underline{r_{ij,m}} - \eta(\underline{r_{ij,m}} - \underline{r_{ij,l}})$$

$$\overline{\mathfrak{O}}_{\hat{r}^{N2}}(\eta) = \underline{r_{ij,m}} + \eta(\underline{r_{ij,m}} - \underline{r_{ij,k}})$$

**Example 2.1:** Now consider the a integer value neutrosophic number i.e.  $\langle (0.3, 0.4, 0.6); (0.1, 0.4, 0.5); (0.3, 0.5, 0.7) \rangle$  then we get the membership function as shown in figure 1 where red graph denotes truth membership, green denotes falsity and blue denotes indeterminacy function.

**Definition 2.3:**[61-63]: Arithmetic operation). Let  $\hat{r}^N = \langle (\overline{r_{ij,l}}, \overline{r_{ij,m}}, \overline{r_{ij,k}}), (r_{ij,l}, r_{ij,m}, r_{ij,k}), (\underline{r_{ij,l}}, \underline{r_{ij,m}}, \underline{r_{ij,k}}) \rangle$  and

$\hat{s}^N = \langle (\overline{s_{ij,l}}, \overline{s_{ij,m}}, \overline{s_{ij,k}}), (s_{ij,l}, s_{ij,m}, s_{ij,k}), (\underline{s_{ij,l}}, \underline{s_{ij,m}}, \underline{s_{ij,k}}) \rangle$  be two arbitrary SVTNNs, and  $\theta \geq 0$ ; then:

$$\begin{aligned} \hat{r}^N \oplus \hat{s}^N &= \left\langle \left( \overline{r_{ij,l}} + \overline{s_{ij,l}}, \overline{r_{ij,m}} + \overline{s_{ij,m}}, \overline{r_{ij,k}} + \overline{s_{ij,k}} \right), \left( r_{ij,l} + s_{ij,l}, r_{ij,m} + s_{ij,m}, r_{ij,k} + s_{ij,k} \right), \right. \\ &\quad \left. \left( \underline{r_{ij,l}} + \underline{s_{ij,l}}, \underline{r_{ij,m}} + \underline{s_{ij,m}}, \underline{r_{ij,k}} + \underline{s_{ij,k}} \right) \right\rangle \\ \hat{r}^N \otimes \hat{s}^N &= \left\langle \left( \overline{r_{ij,l}} \cdot \overline{s_{ij,l}}, \overline{r_{ij,m}} \cdot \overline{s_{ij,m}}, \overline{r_{ij,k}} \cdot \overline{s_{ij,k}} \right), \left( r_{ij,l} \cdot s_{ij,l}, r_{ij,m} \cdot s_{ij,m}, r_{ij,k} \cdot s_{ij,k} \right), \right. \\ &\quad \left. \left( \underline{r_{ij,l}} \cdot \underline{s_{ij,l}}, \underline{r_{ij,m}} \cdot \underline{s_{ij,m}}, \underline{r_{ij,k}} \cdot \underline{s_{ij,k}} \right) \right\rangle \\ \theta \hat{r}^N &= \left\langle \left( \theta \overline{r_{ij,l}}, \theta \overline{r_{ij,m}}, \theta \overline{r_{ij,k}} \right), \left( \theta r_{ij,l}, \theta r_{ij,m}, \theta r_{ij,k} \right), \left( \theta \underline{r_{ij,l}}, \theta \underline{r_{ij,m}}, \theta \underline{r_{ij,k}} \right) \right\rangle \text{ if } (\theta > 0) \end{aligned}$$

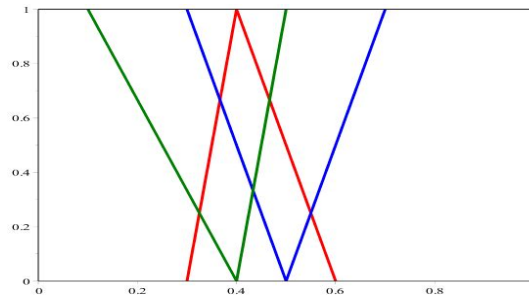


Figure 1: membership of function of example 2.1.

**Definition 2.4.** [47]: Let  $\hat{r}^N = \left\langle \left( \overline{r_{ij,l}}, \overline{r_{ij,m}}, \overline{r_{ij,k}} \right), \left( r_{ij,l}, r_{ij,m}, r_{ij,k} \right), \left( \underline{r_{ij,l}}, \underline{r_{ij,m}}, \underline{r_{ij,k}} \right) \right\rangle$  then the score function and the accuracy function are defined as follows:

$$s(\tilde{r}) = \frac{1}{12} \left[ 8 + \left( \overline{r_{ij,l}} + 2 \cdot \overline{r_{ij,m}} + \overline{r_{ij,k}} \right) - \left( r_{ij,l} + 2 \cdot r_{ij,m} + r_{ij,k} \right) - \left( \underline{r_{ij,l}} + 2 \cdot \underline{r_{ij,m}} + \underline{r_{ij,k}} \right) \right]$$

$$H(\tilde{r}) = \frac{1}{4} \left[ \left( \overline{r_{ij,l}} + 2 \cdot \overline{r_{ij,m}} + \overline{r_{ij,k}} \right) - \left( \underline{r_{ij,l}} + 2 \cdot \underline{r_{ij,m}} + \underline{r_{ij,k}} \right) \right]$$

**Definition 2.5.** [47]:  $\hat{r}^N = \left\langle \left( \overline{r_{ij,l}}, \overline{r_{ij,m}}, \overline{r_{ij,k}} \right), \left( r_{ij,l}, r_{ij,m}, r_{ij,k} \right), \left( \underline{r_{ij,l}}, \underline{r_{ij,m}}, \underline{r_{ij,k}} \right) \right\rangle$  and  $\hat{s}^N = \left\langle \left( \overline{s_{ij,l}}, \overline{s_{ij,m}}, \overline{s_{ij,k}} \right), \left( s_{ij,l}, s_{ij,m}, s_{ij,k} \right), \left( \underline{s_{ij,l}}, \underline{s_{ij,m}}, \underline{s_{ij,k}} \right) \right\rangle$  be two arbitrary SVTNNs, the ranking of  $\tilde{r}$  and  $\tilde{s}$  by score function is described as follows:

1. if  $s(\tilde{r}) < s(\tilde{s})$  then  $\tilde{r} < \tilde{s}$
2. if  $s(\tilde{r}) \approx s(\tilde{s})$  and if
  - a.  $H(\tilde{r}) < H(\tilde{s})$  then  $\tilde{r} < \tilde{s}$
  - b.  $H(\tilde{r}) > H(\tilde{s})$  then  $\tilde{r} > \tilde{s}$
  - c.  $H(\tilde{r}) \approx H(\tilde{s})$  then  $\tilde{r} \approx \tilde{s}$

### 3. The Proposed model

Before we start the main algorithm, we introduce a sub-section i.e., shortcoming and limitation of some of the existing models:

#### 3.1 Discussion on shortcoming of some of the existing methods

**At first, we talked about the inadequacy and constraint of the current techniques under various kinds of NS condition.**

Broumi et al.[73,75-77] proposed various techniques to locate the most brief way under various sorts of NS condition. In any case, we watch few shortcoming and confinement of the current techniques which is talked about beneath.

1. Author utilized some invalid numerical presumption to tackle the issue. This has been talked about in detail in Example 3.1.
2. Author utilized some numerical definition for anticipating the best course among the two continuous ways. In any case, we see that this presumption can't anticipate the best course if both the way has a similar score work. This has been talked about in detail in Example 3.2.
3. Author used some invalid mathematical assumption to resolve the matter. This has been mentioned well in Example 3.3. Here, we have a tendency to observe that the authors used score and accuracy functions with constant price. However, by this formulation, it's troublesome to settle on the shortest path in between the 3 consecutive nodes. Therefore, we can't decide the higher route to achieve the destination and therefore the journey is terminated

Therefore, we tend to conclude that the present technique isn't valid because of higher than mentioned shortcomings and limitations. This has driven us to propose few new strategies that overcome such limitations and also the projected strategies are careful below in section 4.

Example 3.1: Broumi et al:[73] Here authors have considered two arbitrary i.e.,  $\tilde{e}, \tilde{f}$  be the following IVTrNS numbers:

$$\tilde{e} = \langle (0.36, 0.58, 0.75), (0.06, 0.25, 0.36), (0.04, 0.1, 0.18) \rangle,$$

$$\tilde{f} = \langle (0.4, 0.6, 0.8), (0.2, 0.4, 0.5), (0.1, 0.3, 0.4) \rangle.$$

We observe that the authors used the identical invalid mathematical assumption to solve the hassle i.e.,

$$S(\tilde{e} + \tilde{f}) = S(\tilde{e}) + S(\tilde{f})$$

Our goal is to show that the above-taken into consideration assumption isn't legitimate for all instances such as

$$S(\tilde{e} + \tilde{f}) \neq S(\tilde{e}) + S(\tilde{f}).$$

Solution : In this example, the authors Broumi et al. (2016), kind of like strategies of Broumi et al.[73,75-77] contemplate the incorrect assumption. in keeping with the strategy of Broumi et al. [73] [see; iteration five, page no 173, ref. Broumi et al. (2016)], we have::

$$\tilde{e} + \tilde{f} = \left\langle \begin{matrix} (0.36, 0.58, 0.75), (0.06, 0.25, 0.36), \\ (0.04, 0.1, 0.18) \end{matrix} \right\rangle \oplus \left\langle \begin{matrix} (0.4, 0.6, 0.8), (0.2, 0.4, 0.5), \\ (0.1, 0.3, 0.4) \end{matrix} \right\rangle$$

$$\tilde{e} + \tilde{f} = \langle (0.616, 0.832, 0.95), (0.012, 0.1, 0.18), (0.004, 0.03, 0.072) \rangle.$$

Therefore, we get,  $S(\tilde{e} + \tilde{f}) = 0.8225$  . but  $S(\tilde{e}) + S(\tilde{f}) = 1.1394$ .

Hence, It is clear that  $S(\tilde{e} + \tilde{f}) \neq S(\tilde{e}) + S(\tilde{f})$ .

Subsequently, In this manner, we can say that the technique for Broumi et al.[73] isn't substantial.

Example 3.2: Let us keep in mind a network proven in figure 1. The supply node i.e. 1 is connected to a few special nodes i.e. node 2, node three, node four with the subsequent values:

$$Arc(1, 2) = \langle (1, 3, 15), (1, 2, 3), (2, 4, 12) \rangle,$$

$$Arc(1, 3) = \langle (3, 5, 14), (1, 1, 5), (4, 6, 11) \rangle,$$

$$Arc(1, 4) = \langle (7, 10, 15), (0, 2, 4), (8, 11, 12) \rangle,$$

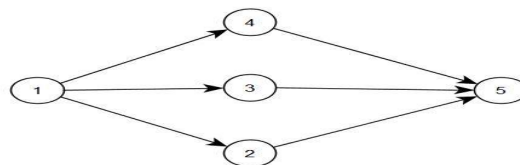


Figure 2. The network with 6 edges and 5 nodes.

Here author aim is to predict the simplest path best route among the three consecutive ways.

we observe that we won't predict the simplest route if a number of the trail have a similar score perform.

**Solution:** To succeed in the destination node from the supply node, there square measure 3 doable ways that, i.e., via node 2, node 3 or node 4. However, in keeping with the Definition 2.4-2.5, the projected technique gives:

$$s(Arc(1, 2)) = s(Arc(1, 3)) = s(Arc(1, 4)) = 0, \quad H(Arc(1, 2)) = H(Arc(1, 3)) = H(Arc(1, 4)) = 0$$



Here, we have a tendency to observe that the authors used score and accuracy functions with constant price. However, by this formulation, it's troublesome to settle on the shortest path in between the 3 consecutive nodes. Therefore, we have a tendency to can't decide the higher route to achieve the destination and therefore the journey is terminated.

Example 3.3: We consider two arbitrary, i.e.,  $\tilde{e}, \tilde{f}$  be the following two different Type IVTpNS numbers:

$$\tilde{e} = \langle (1, 3, 15), (1, 2, 3), (2, 4, 12) \rangle$$

$$\tilde{f} = \langle (3, 5, 14), (1, 1, 5), (4, 6, 11) \rangle.$$

We observe that the authors used the identical invalid mathematical assumption to solve the hassle, i.e.,

$$\text{if } s(\tilde{e}) = s(\tilde{f}) \text{ and } H(\tilde{e}) = H(\tilde{f}) \text{ then } \tilde{e} = \tilde{f}$$

Our goal is to show that the above-taken into consideration assumption isn't legitimate for all instances..

This above circumstance is valid simplest when  $\tilde{e} = \tilde{f}$  then only  $H(\tilde{e}) = H(\tilde{f})$  and  $s(\tilde{e}) = s(\tilde{f})$

but not necessarily it is valid if  $s(\tilde{e}) = s(\tilde{f})$  and  $H(\tilde{e}) = H(\tilde{f})$  then  $\tilde{e} = \tilde{f}$

Solution: Broumi et al. [63] suggested mathematical formulas show that

$$s(\tilde{e}) = s(\tilde{f}) = 0, H(\tilde{e}) = H(\tilde{f}) = 0$$

Here, we observe that if  $s(\tilde{e}) = s(\tilde{f})$  and  $H(\tilde{e}) = H(\tilde{f})$  then  $\tilde{e} = \tilde{f}$

but in this case,  $\tilde{e} \neq \tilde{f}$ . Hence, we conclude that the method suggested by Broumi et al.[73] IVTrNS environment is scientifically incorrect.

### 3.2. Existing crisp model in SPP

In this section, we have a tendency to study the notation and existing linear model in crisp and proposed neutrosophic SPPs.

#### Notations

$\Omega$  : Starting node

$\bar{\Omega}$  : Final destination node

$\sum_{k=1}^s x_{mk}$  : The total flow out of node s.

$\sum_{k=1}^s x_{mk}$  : The total flow into node s.

$RK_{mk}$  : The shortest distance from associate degree m<sup>th</sup> node to k<sup>th</sup> node.

The crisp SPP problem within the applied math model is as follows [78,82]

$$\text{Min} = \sum_{m=1}^s \sum_{k=1}^s RK_{mk} \cdot x_{mk} \tag{4}$$

Subject to:

$$\sum_{m=1}^s x_{mk} - \sum_{k=1}^s x_{km} = \tilde{k}_m$$

for all  $x_{mk} \in \mathfrak{R}$  and non-negative where  $m, k = 1, 2, \dots, s$  and:

$$\tilde{k}_m = \begin{cases} 1 & \text{if } m = \Omega, \\ 0 & \text{if } m = \Omega + 1, \Omega + 2, \dots, \bar{\Omega} - 1 \\ -1 & \text{if } m = \bar{\Omega}. \end{cases} \tag{5}$$

### 3.3. Transformation of crisp SPP model into neutrosophic SPP

If we tend to replaced the parameter  $RK_{mk}$  into neutrosophic parameters, i.e..  $RK_{mk}^N$ , then the applied math model of the neutrosophic surroundings is as follows: ( Kumar et al. [78 ] )

$$\text{Min} = \sum_{m=1}^s \sum_{k=1}^s RK_{mk}^N \cdot x_{mk} \tag{6}$$

Subject to:

$$\sum_{m=1}^s x_{mk} - \sum_{k=1}^s x_{km} = \tilde{k}_m \quad m, k = 1, 2, \dots, s.$$

$x_{mk} \in \mathfrak{R}$  And are non-negative.

### 3.4. Algorithm: A novel approach for finding the SPP under IVTrNS environment

We consider a directed acyclic graph whose arc lengths are represented by neutrosophic number. Our proposed algorithm finds the shortest path from the source node  $s$  to the destination  $d$  of the graph. The steps of the algorithm are as follows:

In this section, we tend to provide a completely unique methodology for locating absolutely the NSP in conjunction with the NSPL. we tend to think about IVTrNS numbers for the parameters.

Step 1: Consider the neutrosophic model that is as follows.

$$\text{Min } NSC = \left\langle \left( \overline{NS}_{ij,l}, \overline{NS}_{ij,m}, \overline{NS}_{ij,k} \right), \left( NS_{ij,l}, NS_{ij,m}, NS_{ij,k} \right), \left( \underline{NS}_{ij,l}, \underline{NS}_{ij,m}, \underline{NS}_{ij,k} \right) \right\rangle x_{ab} \quad (7)$$

Subject to constraints

Subject to:

$$\sum_{m=1}^s \overline{x}_{mk} - \sum_{k=1}^s \overline{x}_{mk} = \tilde{\kappa}_m$$

for all  $\overline{x}_{mk} \in \mathfrak{R}$  and non-negative where  $m, k = 1, 2, \dots, s$  and

$$\Gamma \tilde{\kappa}_m = \begin{cases} 1 & \text{if } m = \Gamma, \\ 0 & \text{if } m = \Gamma + 1, \Gamma + 2, \dots, \Lambda - 1 \\ -1 & \text{if } m = \Lambda. \end{cases} \quad (8)$$

Step 2: Use the arithmetic operation from the definition 2.3, then we get

$$NSC = \left\langle \left( \sum_{a=1}^k \sum_{b=1}^k \overline{NC}_{ij,l} \cdot x_{ab}, \sum_{a=1}^k \sum_{b=1}^k \overline{NC}_{ij,m} \cdot x_{ab}, \sum_{a=1}^k \sum_{b=1}^k \overline{NC}_{ij,k} \cdot x_{ab}, \sum_{a=1}^k \sum_{b=1}^k NC_{ij,l} \cdot x_{ab}, \sum_{a=1}^k \sum_{b=1}^k NC_{ij,m} \cdot x_{ab}, \sum_{a=1}^k \sum_{b=1}^k NC_{ij,k} \cdot x_{ab} \right), \left( \sum_{a=1}^k \sum_{b=1}^k NC_{ij,l} \cdot x_{ab}, \sum_{a=1}^k \sum_{b=1}^k NC_{ij,m} \cdot x_{ab}, \sum_{a=1}^k \sum_{b=1}^k NC_{ij,k} \cdot x_{ab} \right) \right\rangle \quad (9)$$

With subject to constraints (8)

Step 3: Solve the following crisp SP problem using standard algorithm such as

$$\overline{NC}_l^* = \text{Min } \overline{NC}_l = \sum_{a=1}^k \sum_{b=1}^k \overline{NC}_{ab,l} \cdot x_{ab} \quad (10)$$

With subject to constraints (8)

The optimum value of model 10, is  $\overline{NC}_l^*$

Step 4: Once more solve the subsequent crisp LPP mistreatment customary algorithmic program.

$$\overline{NC}_m^* = \text{Min } \overline{NC}_m = \sum_{a=1}^k \sum_{b=1}^k \overline{NC}_{ab,m} \cdot x_{ab} \quad (11)$$

With subject to constraints

$$\sum_{a=1}^m \sum_{b=1}^m \overline{NC}_{ab,l} \cdot x_{ab} = \overline{NC}_l^*$$

Constraints of model (10)

The optimal value of model 11 is  $\overline{NC}_m^*$

Step 5: Again solve the subsequent crisp LPP mistreatment customary algorithmic program.

$$\overline{NC}_k^* = \text{Min } \overline{NC}_k = \sum_{a=1}^k \sum_{b=1}^k \overline{NC}_{ab,k} \cdot x_{ab} \quad (12)$$

With subject to constraints

$$\sum_{a=1}^m \sum_{b=1}^m \overline{NC}_{ab,m} \cdot x_{ab} = \overline{NC}_m^*$$

Constraints of model 11

The optimal value of model 12 is  $\overline{NC}_k^*$

Step 6: Similarly, solve the subsequent crisp LPP mistreatment customary algorithmic program.

$$NC_l^* = \text{Min } NC_l = \sum_{a=1}^k \sum_{b=1}^k NC_{ab,l} \cdot x_{ab} \quad (13)$$

With subject to constraints

$$\sum_{a=1}^m \sum_{b=1}^m \overline{NC_{ab,k}} \cdot x_{ab} = \overline{NC_k}^*$$

Constraints of model 12

The optimal value of model 13 is

Step 7: Again solve the subsequent crisp LPP mistreatment customary algorithmic program.

$$NC_m^* = \text{Min } NC_m = \sum_{a=1}^k \sum_{b=1}^k NC_{ab,m} \cdot x_{ab} \quad (14)$$

With subject to constraints

$$\sum_{a=1}^k \sum_{b=1}^k NC_{ab,l} \cdot x_{ab} = NC_l^*$$

Constraints of model 13

The optimal value of model 14 is  $NC_m^*$

Step 8: Again solve the subsequent crisp LPP mistreatment customary algorithmic program.

$$NC_k^* = \text{Min } NC_k = \sum_{a=1}^k \sum_{b=1}^k NC_{ab,k} \cdot x_{ab} \quad (15)$$

With subject to constraints

$$\sum_{a=1}^k \sum_{b=1}^k NC_{ab,m} \cdot x_{ab} = NC_m^*$$

Constraints of model 14

The optimal value of model 15 is  $NC_k^*$

Step 9: Again solve the subsequent crisp LPP mistreatment customary algorithmic program.

$$\underline{NC_l}^* = \text{Min } \underline{NC_l} = \sum_{a=1}^k \sum_{b=1}^k \underline{NC_{ab,l}} \cdot x_{ab} \quad (16)$$

With subject to constraints

$$\sum_{a=1}^k \sum_{b=1}^k \underline{NC_{ab,k}} \cdot x_{ab} = \underline{NC_k}^*$$

Constraints of model 15

The optimal value of model 16 is  $\underline{NC_l}^*$

Step 10: Again solve the subsequent crisp LPP mistreatment customary algorithmic program.

$$\underline{NC_m}^* = \text{Min } \underline{NC_m} = \sum_{a=1}^k \sum_{b=1}^k \underline{NC_{ab,m}} \cdot x_{ab} \quad (17)$$

With subject to constraints

$$\sum_{a=1}^k \sum_{b=1}^k \underline{NC_{ab,l}} \cdot x_{ab} = \underline{NC_l}^*$$

Constraints of model 16

The optimal value of model 17 is  $\underline{NC_m}^*$

Step 11: Again solve the subsequent crisp LPP mistreatment customary algorithmic program.

$$\underline{NC_k}^* = \text{Min } \underline{NC_k} = \sum_{a=1}^k \sum_{b=1}^k \underline{NC_{ab,k}} \cdot x_{ab} \quad (18)$$

With subject to constraints

$$\sum_{a=1}^k \sum_{b=1}^k \underline{NC_{ab,m}} \cdot x_{ab} = \underline{NC_m}^*$$

Constraints of model 17

The optimal value of model 18 is  $\underline{NC_k}^*$

**Theorem 1:** The optimal value of model (18) provides the optimum value of IVNSSP problem (7).

**Proof:**let  $x_{ab}^*$  be the ideal arrangement of model (18) and  $\tilde{x}_{ab}$  be an arbitrary neutrosophic viable solution of IVNSSP (7). the solution system of the proposed technique confirms that the most excellent solution of problem (18) is the greatest answer of the problems (7)-(17). Owing the optimality of  $x_{ab}^*$  for problem (10) and feasibility of  $\tilde{x}_{ab}$  for problem (10), we conclude that  $\overline{NC}_l^* = \sum_{a=1}^k \sum_{b=1}^k \overline{NC}_{ab,l} \cdot x_{ab}^* \leq \sum_{a=1}^k \sum_{b=1}^k \overline{NC}_{ab,l} \cdot \tilde{x}_{ab}$  moreover, owing the optimality of  $x_{ab}^*$  for hassle (11) and we conclude that  $\overline{NC}_m^* = \sum_{a=1}^k \sum_{b=1}^k \overline{NC}_{ab,m} \cdot x_{ab}^* \leq \sum_{a=1}^k \sum_{b=1}^k \overline{NC}_{ab,m} \cdot \tilde{x}_{ab}$  similar discussions make sure that

$$\begin{aligned} \overline{NC}_k^* &= \sum_{a=1}^k \sum_{b=1}^k \overline{NC}_{ab,k} \cdot x_{ab}^* \leq \sum_{a=1}^k \sum_{b=1}^k \overline{NC}_{ab,k} \cdot \tilde{x}_{ab}, \quad NC_l^* = \sum_{a=1}^k \sum_{b=1}^k NC_{ab,l} \cdot x_{ab}^* \leq \sum_{a=1}^k \sum_{b=1}^k NC_{ab,l} \cdot \tilde{x}_{ab} \\ NC_m^* &= \sum_{a=1}^k \sum_{b=1}^k NC_{ab,m} \cdot x_{ab}^* \leq \sum_{a=1}^k \sum_{b=1}^k NC_{ab,m} \cdot \tilde{x}_{ab}, \quad NC_k^* = \sum_{a=1}^k \sum_{b=1}^k NC_{ab,k} \cdot x_{ab}^* \leq \sum_{a=1}^k \sum_{b=1}^k NC_{ab,k} \cdot \tilde{x}_{ab} \\ \overline{NC}_l^* &= \sum_{a=1}^k \sum_{b=1}^k \overline{NC}_{ab,l} \cdot x_{ab}^* \leq \sum_{a=1}^k \sum_{b=1}^k \overline{NC}_{ab,l} \cdot \tilde{x}_{ab}, \quad \overline{NC}_m^* = \sum_{a=1}^k \sum_{b=1}^k \overline{NC}_{ab,m} \cdot x_{ab}^* \leq \sum_{a=1}^k \sum_{b=1}^k \overline{NC}_{ab,m} \cdot \tilde{x}_{ab}, \\ \overline{NC}_k^* &= \sum_{a=1}^k \sum_{b=1}^k \overline{NC}_{ab,k} \cdot x_{ab}^* \leq \sum_{a=1}^k \sum_{b=1}^k \overline{NC}_{ab,k} \cdot \tilde{x}_{ab}, \end{aligned}$$

Therefore

$$NSC = \left\langle \left( \overline{NC}_{ab,l}^*, \overline{NC}_{ab,m}^*, \overline{NC}_{ab,k}^* \right), \left( NC_{ab,l}^*, NC_{ab,m}^*, NC_{ab,k}^* \right), \left( \overline{NC}_{ab,l}^*, \overline{NC}_{ab,m}^*, \overline{NC}_{ab,k}^* \right) \right\rangle \preceq \left\langle \left( \sum_{a=1}^k \sum_{b=1}^k \overline{NC}_{ij,l} \cdot x_{ab}, \sum_{a=1}^k \sum_{b=1}^k \overline{NC}_{ij,m} \cdot x_{ab}, \sum_{a=1}^k \sum_{b=1}^k \overline{NC}_{ij,k} \cdot x_{ab} \right); \left( \sum_{a=1}^k \sum_{b=1}^k NC_{ij,l} \cdot x_{ab}, \sum_{a=1}^k \sum_{b=1}^k NC_{ij,m} \cdot x_{ab}, \sum_{a=1}^k \sum_{b=1}^k NC_{ij,k} \cdot x_{ab} \right); \left( \sum_{a=1}^k \sum_{b=1}^k \overline{NC}_{ij,l} \cdot x_{ab}, \sum_{a=1}^k \sum_{b=1}^k \overline{NC}_{ij,m} \cdot x_{ab}, \sum_{a=1}^k \sum_{b=1}^k \overline{NC}_{ij,k} \cdot x_{ab} \right) \right\rangle$$

**4. Example of network application:**

To justify our proposed algorithms, we consider a network shown in Figure 3 [Broumi et al.[73,75-77], Kumar et al. [78] ] and figure 4 [Kumar et al. [11]]

**Example 4.1:** Consider a network (Figure 3), with six nodes and eight edges, where node 1 is the SV and node 6 is the DV. The IVTrNS cost is given in Table 3[73].

Table 3. The conditions of Example 4.1 [73]

T	H	IVTrNS Cost	T	H	IVTrNS Cost
1	2	<(0.1,0.2,0.3);(0.2,0.3,0.5);(0.4,0.5,0.6)>	3	4	<(0.2,0.3,0.5);(0.2,0.5,0.6);(0.4,0.5,0.6)>
1	3	<(0.2,0.4,0.5);(0.3,0.5,0.6);(0.1,0.2,0.3)>	3	5	<(0.3,0.6,0.7);(0.1,0.2,0.3);(0.1,0.4,0.5)>
2	3	<(0.3,0.4,0.6);(0.1,0.2,0.3);(0.3,0.5,0.7)>	4	6	<(0.4,0.6,0.8);(0.2,0.4,0.5);(0.1,0.3,0.4)>
2	5	<(0.1,0.3,0.4);(0.3,0.4,0.5);(0.2,0.3,0.6)>	5	6	<(0.2,0.3,0.4);(0.3,0.4,0.5);(0.1,0.3,0.5)>

\*IVTrNS: Integer valued triangular neutrosophic

**Solution:** Applying steps 1-11 in proposed Algorithm, we get the NSSP as 1 → 2 → 5 → 6 with the NSPL is <(0.4, 0.8, 1.1), (0.8, 1.1, 1.5), (0.7, 1.1, 2.1)>.

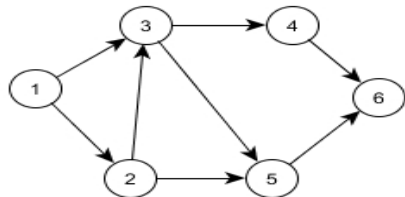


Figure 3.A network where node 1 is the SV and node 6 is the DV[Broumi et al.[73,75-77], Kumar et al. [78]

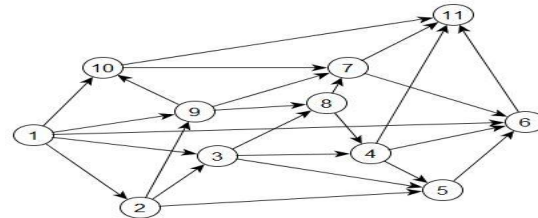


Figure 4. A network with eleven vertices and twenty-five edges Kumar et al. [11]

Solution approach is shown in below steps:

Step 1: The GVNSSP model is detailed as shown in equation 7:

$$\begin{aligned} \text{Min GVC} = & \langle (0.1, 0.2, 0.3); (0.2, 0.3, 0.5); (0.4, 0.5, 0.6) \rangle \cdot x_{12} + \langle (0.2, 0.4, 0.5); (0.3, 0.5, 0.6); (0.1, 0.2, 0.3) \rangle \cdot x_{13} \\ & + \langle (0.3, 0.4, 0.6); (0.1, 0.2, 0.3); (0.3, 0.5, 0.7) \rangle \cdot x_{23} + \langle (0.1, 0.3, 0.4); (0.3, 0.4, 0.5); (0.2, 0.3, 0.6) \rangle \cdot x_{25} \\ & + \langle (0.2, 0.3, 0.5); (0.2, 0.5, 0.6); (0.4, 0.5, 0.6) \rangle \cdot x_{34} + \langle (0.3, 0.6, 0.7); (0.1, 0.2, 0.3); (0.1, 0.4, 0.5) \rangle \cdot x_{35} \\ & \langle (0.4, 0.6, 0.8); (0.2, 0.4, 0.5); (0.1, 0.3, 0.4) \rangle \cdot x_{46} + \langle (0.2, 0.3, 0.4); (0.3, 0.4, 0.5); (0.1, 0.3, 0.5) \rangle \cdot x_{56} \end{aligned}$$

Subject to constraints in line with equation (8)

$$\begin{aligned} x_{12} + x_{13} &= 1; & x_{23} + x_{25} &= x_{12}; & x_{34} + x_{35} &= x_{13} + x_{23}; \\ x_{46} &= x_{34}; & x_{56} &= x_{25} + x_{35}; & x_{56} + x_{46} &= 1; \end{aligned}$$

Step 2: Execute the arithmetic operation on equation (7) then proceed to step 3

Step 3: Now we get the linear standard equation (10)

$$\widehat{NGV}_r^* = \text{Min } \widehat{NGV}_r = 0.1 \cdot x_{12} + 0.4 \cdot x_{46} + 0.2 \cdot x_{13} + 0.2 \cdot x_{34} + 0.1 \cdot x_{56} + 0.2 \cdot x_{25} + 0.3 \cdot x_{23} + 0.3 \cdot x_{35}$$

Subject to constraints in line with equation (8)

After executing the LPP then the optimal solution is 0.4.

Step 4: Now we get the linear standard equation (11)

$$\widehat{NGV}_a^* = \text{Min } \widehat{NGV}_a = 0.2 \cdot x_{12} + 0.6 \cdot x_{46} + 0.4 \cdot x_{13} + 0.3 \cdot x_{34} + 0.3 \cdot x_{56} + 0.3 \cdot x_{25} + 0.3 \cdot x_{23} + 0.3 \cdot x_{35}$$

Subject to constraints in line with equation (10) and

$$0.1 \cdot x_{12} + 0.4 \cdot x_{46} + 0.2 \cdot x_{13} + 0.2 \cdot x_{34} + 0.1 \cdot x_{56} + 0.2 \cdot x_{25} + 0.3 \cdot x_{23} + 0.3 \cdot x_{35} = 0.4;$$

After execute the LPP then the optimal solution is 0.8

Similarly proceed from step 5 to step 11, we get the final optimum solution the NSSP is  $1 \rightarrow 2 \rightarrow 5 \rightarrow 6$  and the GVNSSPL is  $\langle (0.4, 0.8, 1.1), (0.8, 1.1, 1.5), (0.7, 1.1, 2.1) \rangle$ .

Finally the shortest route is shown in figure 5:

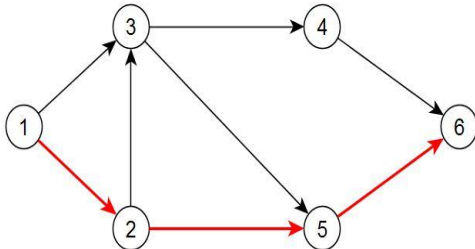


Figure 5: shown the suggested shortest route

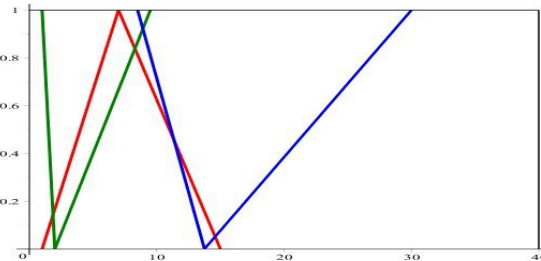


Figure 6. Membership graph for solution obtained in example 4.2.

**Example 4.2.** Consider figure 4 with 11 nodes and 25 edges, where SV is 1 and DV is 11. The IVTrNS time is given in Table 4[81].

Table 4. The conditions of Example 4.2 [81]

T	H	TrNS time	T	H	TrNS time
1	2	$\langle (1,3,15); (1,2,3); (2,4,12) \rangle$	9	7	$\langle (5,10,15); (2.5,5,7.5); (10,17.5,19) \rangle$
1	6	$\langle (3,5,14); (1,1,5); (4,6,11) \rangle$	10	7	$\langle (4,6,8); (3,6,9); (1,1.75,2.5) \rangle$
1	9	$\langle (7,10,15); (0,2,4); (8,11,12) \rangle$	4	6	$\langle (9,16,23); (5.5,11,16.5); (11,19.25,25) \rangle$
1	10	$\langle (1,3,4); (1,1,5); (1,2,6) \rangle$	10	11	$\langle (0,4,11); (0,1,4.5); (7.5,11.75,24) \rangle$
2	3	$\langle (10,15,20); (14,16,22); (12,15,19) \rangle$	1	3	$\langle (0,1,3); (0,1,6); (1,1,2) \rangle$
2	5	$\langle (20,60,120); (7.5,30,67.5); (10,30.63,62.5) \rangle$	4	11	$\langle (1,2,3); (0.5,1.5,2.5); (1.2,2.7,3.5) \rangle$
3	4	$\langle (12,18,24); (9,18,27); (3,5.25,7.5) \rangle$	2	9	$\langle (0.5,1.5,2.5); (0.3,1.3,2.2); (0.7,1.7,2.2) \rangle$
3	5	$\langle (0.3,1.2,2.8); (0.5,1.5,2.5); (0.8,1.7,2.7) \rangle$	3	8	$\langle (1,3,5); (0.5,1.5,2.5); (1.2,2.7,4.5) \rangle$
4	5	$\langle (1,5,8); (1.5,3,6.5); (4,7,9) \rangle$	6	11	$\langle (1,4,7); (1,3,5); (3.5,6,7.5) \rangle$
5	6	$\langle (2,4,6); (1.5,2.5,3.5); (3,5,7) \rangle$	7	11	$\langle (1,5,9); (1.5,4.5,6.5); (4,7,10) \rangle$
7	6	$\langle (1,5,8); (1.5,3,6.5); (4,6,8.5) \rangle$	9	8	$\langle (10,15,20); (14,16,22); (12,15,19) \rangle$
8	4	$\langle (12,18,24); (9,18,27); (3,5.25,7.5) \rangle$	9	10	$\langle (4,6,8); (3,6,9); (1,1.75,2.5) \rangle$
8	7	$\langle (9,16,23); (5.5,11,16.5); (11,19.25,25) \rangle$			

**Solution:** Applying steps 1-11 in proposed Algorithm, the NSSP is  $1 \rightarrow 10 \rightarrow 11$  and the NSSPL is  $\langle(1, 7, 15);(1, 2, 9.5);(8.5, 13.75, 30)\rangle$ . The result is shown in Table 4. And the final NSSPL shown in figure 6 where red graph is the truth value, green value is falsity value and blue value indeterminacy value.

## 5. Result and Discussion

At first, we examined the Example 4.1, which is considered by Broumi et al.[73], We found that the proposed calculation gives indistinguishable SPP recommended by Broumi et al. [73] however in Model 4.1, their proposed least neutrosophic time taken is  $\langle(0.352, 0.608, 0.748), (0.018, 0.048, 0.125), (0.002, 0.018, 0.09)\rangle$  which isn't like our proposed neutrosophic time  $\langle(0.4, 0.8, 1.1), (0.8, 1.1, 1.5), (0.7, 1.1, 2.1)\rangle$ . So as to assess which time taken are progressively exact we execute def. 2.4-2.5, we found that Broumi et al. [73] recommended time gives 0.8291 scoring value, if there should arise an occurrence of Example 4.1 while our proposed technique gives 0.1333 scoring value in the event of Example 4.1. So obviously our recommended time is increasingly precise. So plainly our recommended neutrosophic times are increasingly exact. Also, our proposed techniques foresee the better neutrosophic ongoing values as contrasted and the referenced existing strategies. This can be logically shown as Broumi et al. Method [73] > our proposed method. The best part about our proposed calculations is that it gives the fresh ideal cost esteems as contrasted and the present existing technique. This is appeared in Table 5 (Numerical examination with existing techniques) individually.

Presently, we consider Example 4.2, any of the current strategies cannot take care of these two issues because of the impediment of the current techniques which is examined before in Section 3. As a result of these restrictions, the current technique isn't substantial. Presently, subsequent to executing proposed Calculation; in Example 4.2, the NSSP and the NSRT is  $1 \rightarrow 10 \rightarrow 11$  and is  $\langle(1, 7, 15);(1, 2, 9.5);(8.5, 13.75, 30)\rangle$  Obviously the current techniques are not material wherever our proposed strategies execute the ideal arrangement.

Table 5. Numerical Comparison of our proposed method with the existing methods.

Ex	The method's name	Proposed path	SVNSPP
4.1	Process 1 [75]		NA
	Process 2 [73]	$1 \rightarrow 2 \rightarrow 5 \rightarrow 6$	NSOC: $\langle(0.352, 0.608, 0.748), (0.018, 0.048, 0.125), (0.002, 0.018, 0.09)\rangle$
	Process 3 [76]	-	NA
	Process 4 [77]	-	NA
	Suggested Algorithm	$1 \rightarrow 2 \rightarrow 5 \rightarrow 6$	Suggested NSOC: $\langle(0.4, 0.8, 1.1), (0.8, 1.1, 1.5), (0.7, 1.1, 2.1)\rangle$ .
4.2	Process 1 [75]		NA
	Process 2 [73]		NA
	Process 3 [76]		NA
	Process 4 [77]		NA
	Suggested Algorithm	$1 \rightarrow 10 \rightarrow 11$	Suggested NSOT: is $\langle(1, 7, 15);(1, 2, 9.5);(8.5, 13.75, 30)\rangle$

\*NSOC: Neutrosophic optimum cost. \*NSOT: Neutrosophic optimum time.

Because of these capabilities, we can say that our proposed algorithms are superior to the existing methods.

## 6. Conclusion

Conventional SPP expect exact qualities for the curve loads which isn't generally the situation in genuine circumstances. In this paper, a SPP having number esteemed neutrosophic circular segment loads has been explored. We initially figured the issue in the number esteemed neutrosophic condition. At that point, we proposed another arrangement approach for understanding whole number esteemed neutrosophic SPP. We changes over the IVNSSPP issue under thought into multi-objective LP issues which can be illuminated utilizing the standard LP calculations. According to the proposed optimization manner, the integer-valued neutrosophic source weight has preserved the shape of an integer-valued neutrosophic quantity. Furthermore, the shortcoming of the prevailing algorithms are pointed out and to show the benefits of the proposed algorithms. For this purpose, we have considered NSSPP and evaluate with existing methods. The numerical results show that the new algorithms outperform the present day strategies. In future, we will extend the method to more complicated community issues involving integer-valued neutrosophic costs.

## References:

- [1] R. Montagné, M. Gamache, and M. Gendreau, "A shortest path-based algorithm for the inventory routing problem of waste vegetable oil collection," *Journal of the Operational Research Society*, vol. 0, pp. 1-12, 2018.
- [2] S. K. Srivastava, "Green supply-chain management: A state-of-the-art literature review," *International Journal of Management Reviews*, vol. 9, pp. 53-80, 2007.
- [3] W. Huang, C. Yan, J. Wang, and W. Wang, "A time-delay neural network for solving time-dependent shortest path problem," *Neural Networks*, vol. 90, pp. 21-28, 2017.
- [4] E. W. Dijkstra, "A note on two problems in connexion with graphs," *Numerische Mathematik*, vol. 1, pp. 269-271, 1959.
- [5] R. W. Floyd, "Algorithm 97: Shortest Path," *Commun. ACM*, vol. 5, pp. 345, June 1962.
- [6] Y. Nie and X. Wu, "Shortest path problem considering on-time arrival probability," *Transportation Research Part B: Methodological*, vol. 43, pp. 597-613, 2009.
- [7] E. Conde, "A minimum expected regret model for the shortest path problem with solution-dependent probability distributions," *Computers & Operations Research*, vol. 77, pp. 11-19, 2017.
- [8] D. P. Bertsekas and J. N. Tsitsiklis, "An analysis of stochastic shortest path problems," *Mathematics of Operations Research*, vol. 16, pp. 580-595, 1991.
- [9] G. H. Polychronopoulos and J. N. Tsitsiklis, "Stochastic shortest path problems with recourse," *Networks*, vol. 27, pp. 133-143, 1996.
- [10] D. Dubois and H. Prade, "Ranking fuzzy numbers in the setting of possibility theory," *Information Sciences*, vol. 30, pp. 183-224, 1983.
- [11] R. Kumar, S. Jha, and R. Singh, "A different approach for solving the shortest path problem under mixed fuzzy environment," *International journal of fuzzy system applications*, vol. 9 (2), p. article 6, forthcoming.
- [12] A. Dey, A. Pal, and T. Pal, "Interval type 2 fuzzy set in fuzzy shortest path problem," *Mathematics*, vol. 4, pp. 1-19, 2016.
- [13] A. Tajdin, I. Mahdavi, N. Mahdavi-Amiri, and B. Sadeghpour-Gildeh, "Computing a fuzzy shortest path in a network with mixed fuzzy arc lengths using  $\alpha$ -cuts," *Computers & Mathematics with Applications*, vol. 60, pp. 989-1002, 2010.
- [14] A. Dey, R. Pradhan, A. Pal, and T. Pal, "A genetic algorithm for solving fuzzy shortest path problems with interval type-2 fuzzy arc lengths," *Malaysian Journal of Computer Science*, vol. 31, pp. 255-270, 2018.
- [15] A. Dey, R. Pradhan, A. Pal, and T. Pal, "The fuzzy robust graph coloring problem," in *Proceedings of the 3rd International Conference on Frontiers of Intelligent Computing: Theory and Applications (FICTA) 2014*, Cham, 2015, pp. 805-813.
- [16] R. Hassanzadeh, I. Mahdavi, N. Mahdavi-Amiri, and A. Tajdin, "A genetic algorithm for solving fuzzy shortest path problems with mixed fuzzy arc lengths," *Mathematical and Computer Modelling*, vol. 57, pp. 84-99, 2013, *Mathematical and Computer Modelling in Power Control and Optimization*.
- [17] A. Dey, L. H. Son, P. K. Kishore Kumar, G. Selvachandran, and S. G. Quek, "New concepts on vertex and edge coloring of simple vague graphs," *Symmetry*, vol. 10, 2018.
- [18] A. Dey and A. Pal, "Fuzzy graph coloring technique to classify the accidental zone of a traffic control," *Annals of Pure and Applied Mathematics*, vol. 3, no. 2, pp. 169-178, 2013.
- [19] X. Zhang, and Q. Wang, and A. Adamatzky, and F. T. S. Chan, and S. Mahadevan, and Y. Deng, "A biologically inspired optimization algorithm for solving fuzzy shortest path problems with mixed fuzzy arc lengths," *Journal of Optimization Theory and Applications*, vol. 163, pp. 1049-1056, Dec. 2014.
- [20] S. Broumi, F. Smarandache, and M. Dhar, "Rough neutrosophic sets.," *Neutrosophic Sets and Systems*, vol. 3, pp. 60-66, 2014.
- [21] N. Deo and C-Y. Pang, "Shortest-path algorithms: taxonomy and annotation," *Networks*, vol. 14, pp. 275-323, 1984.
- [22] R. K. Saini, A. Sangal, and O. Prakash, "Fuzzy transportation problem with generalized triangular-trapezoidal fuzzy number," in *Soft Computing: Theories and Applications*, Singapore, 2018, pp. 723-734.
- [23] K. Atanassov, "Intuitionistic fuzzy sets," *Fuzzy Sets and Systems*, vol. 20, p. 87, 1986.
- [24] G. Kumar, R. K. Bajaj, and N. Gandotra, "Algorithm for shortest path problem in a network with interval-valued intuitionistic trapezoidal fuzzy number," *Procedia Computer Science*, vol. 70, pp. 123-129, 2015, *Proceedings of the 4th International Conference on Eco-friendly Computing and Communication Systems*.
- [25] A. Ruszczyński, "Decomposition methods in stochastic programming," *Mathematical Programming*, vol. 79, pp. 333-353, Oct. 1997.

- [26] M. Common, "Uncertainty and the environment: implications for decision-making and environmental policy. Richard A. Young. Edward Elgar, Cheltenham, uk; northampton, MA, 2001. ISBN 1 84064 626 8 (hardcover, 59.95 pounds sterling, 85.00)," *Journal of Economic Psychology*, vol. 24, pp. 422-424, 2003.
- [27] H. S. Najafi and S. A. Edalatpanah, "A note on "A new method for solving fully fuzzy linear programming problems"," *Applied Mathematical Modelling*, vol. 37, pp. 7865-7867, 2013.
- [28] A. Hosseinzadeh and S. A. Edalatpanah, "A new approach for solving fully fuzzy linear programming by using the lexicography method," *Advances in Fuzzy Systems*, 2016.
- [29] P. Das and T. K. Roy, "Multi-objective non-linear programming problem based on neutrosophic optimization technique and its application in riser design problem," *Neutrosophic Sets and Systems*, vol. 9, pp. 88-95, 2015.
- [30] I. M. Hezam, M. Abdel-Baset, and F. Smarandache, "Taylor series approximation to solve neutrosophic multiobjective programming problem," *Neutrosophic Sets and Systems*, vol. 10, pp. 39-45, 2015.
- [31] M. Sarkar, S. Dey, and T. Kumar Roy, "Multi-objective structural design optimization using neutrosophic goal programming technique," *Neutrosophic Sets and Systems*, vol. 15, pp. 8-17, 2017.
- [32] F. Ahmad, A. Y. Adhami, and F. Smarandache, "Single valued neutrosophic hesitant fuzzy computational algorithm for multiobjective nonlinear optimization problem," *Neutrosophic Sets and Systems*, vol. 22, pp. 76-88, 2018.
- [33] A. Fahmi, F. Amin, F. Smarandache, M. Khan, and N. Hassan, "Triangular cubic hesitant fuzzy einstein hybrid weighted averaging operator and its application to decision making," *Symmetry*, vol. 10, 2018.
- [34] S. Islam and P. Ray, "Multi-objective portfolio selection model with diversification by neutrosophic optimization technique," *Neutrosophic Sets and Systems*, vol. 21, pp. 74-83, 2018.
- [35] F. Smarandache, , Minh Perez, Ed.: American Research Press, 1999.
- [36] F. Smarandache, "Neutrosophic set – a generalization of the intuitionistic fuzzy set," *International Journal of Pure and Applied Mathematics*, vol. 24, pp. 287-297, 2005.
- [37] M. Abdel-Basset, G. Manogaran, M. Mohamed, and N. Chilamkurti, "Three-way decisions based on neutrosophic sets and AHP-QFD framework for supplier selection problem," *Future Generation Comp. Syst.*, vol. 89, pp. 19-30, 2018.
- [38] M. Abdel-Basset, M. Mohamed, and A. K. Sangaiah, "Neutrosophic ahp-delphi group decision making model based on trapezoidal neutrosophic numbers," *J. Ambient Intelligence and Humanized Computing*, vol. 9, pp. 1427-1443, 2018.
- [39] M. Abdel-Basset, M. Mohamed, and F. Smarandache, "An extension of neutrosophic AHP-SWOT analysis for strategic planning and decision-making," *Symmetry*, vol. 10, p. 116, 2018.
- [40] M. Abdel-Basset, M. Mohamed, A.-N. Hussien, and A. K. Sangaiah, "A novel group decision-making model based on triangular neutrosophic numbers," *Soft Computing*, vol. 22, pp. 6629-6643, 2018.
- [41] M. Abdel-Basset, M. Mohamed, A. K. Sangaiah, and V. Jain, "An integrated neutrosophic ahp and swot method for strategic planning methodology selection," *Benchmarking: An International Journal*, vol. 25, pp. 2546-2564, 2018.
- [42] M. Abdel-Basset, M. Mohamed, Y. Zhou, and I. M. Hezam, "Multi-criteria group decision making based on neutrosophic analytic hierarchy process," *Journal of Intelligent and Fuzzy Systems*, vol. 33, pp. 4055-4066, 2017.
- [43] M. Abdel-Basset, Y. Zhou, M. Mohamed, and V. Chang, "A group decision making framework based on neutrosophic VIKOR approach for e-government website evaluation," *Journal of Intelligent and Fuzzy Systems*, vol. 34, pp. 4213-4224, 2018.
- [44] M. Abdel-Basset, M. Mohamed, and A. K. Sangaiah, "Neutrosophic ahp-delphi group decision making model based on trapezoidal neutrosophic numbers," *Journal of Ambient Intelligence and Humanized Computing*, vol. 9, pp. 1427-1443, 2018.
- [45] M. Abdel-Basset, G. Manogaran, A. Gamal, and F. Smarandache, "A hybrid approach of neutrosophic sets and dematel method for developing supplier selection criteria," *Design Automation for Embedded Systems*, pp. 1-22, 2018.
- [46] M. Abdel-Basset, G. Manogaran, A. Gamal, and F. Smarandache, "A group decision making framework based on neutrosophic TOPSIS approach for smart medical device selection," *Journal of Medical Systems*, vol. 43, pp. 38:1-38:13, 2019.
- [47] J. Ye, "Trapezoidal neutrosophic set and its application to multiple attribute decision-making," *Neural Computing and Applications*, vol. 26, pp. 1157-1166, July 2015.



- [48] I. Deli, "Operators on single valued trapezoidal neutrosophic numbers and svtn-group decision making," *Neutrosophic Sets and Systems*, vol. 22, pp. 131-150, 2018.
- [49] M. Gulistan, H. A. Wahab, F. Smarandache, Salma Khan, and Sayed Inayat Ali Shah, "Some linguistic neutrosophic cubic mean operators and entropy with applications in a corporation to choose an area supervisor," *Symmetry*, vol. 10, 2018.
- [50] Q. Khan, P. Liu, T. Mahmood, F. Smarandache, and K. Ullah, "Some interval neutrosophic dombi power bonferroni mean operators and their application in multi-attribute decision-making," *Symmetry*, vol. 10, 2018.
- [51] M. Khan, M. Gulistan, N. Yaqoob, M. Khan, and F. Smarandache, "Neutrosophic cubic einstein geometric aggregation operators with application to multi-criteria decision making method," *Symmetry*, vol. 11, 2019.
- [52] J. Ye, "A multicriteria decision-making method using aggregation operators for simplified neutrosophic sets," *Journal of Intelligent & Fuzzy Systems*, vol. 26, no. 5, pp. 2459-2466, 2014.
- [53] J-j. Peng, J-q. Wang, X-h. Wu, J. Wang, and X-h. Chen, "Multi-valued neutrosophic sets and power aggregation operators with their applications in multi-criteria group decision-making problems," *International Journal of Computational Intelligence Systems*, vol. 8, no. 2, pp. 345-363, 2015.
- [54] Peide Liu and Lanlan Shi, "The generalized hybrid weighted average operator based on interval neutrosophic hesitant set and its application to multiple attribute decision making," *Neural Computing and Applications*, vol. 26, no. 2, pp. 457-471, 2015.
- [55] P. Li, H. Liu, "Multiple attribute decision-making method based on some normal neutrosophic Bonferroni mean operators," *Neural Computing and Applications*, vol. 28, no. 1, pp. 179-194, 2017.
- [56] P. Liu and Y. Wang, "Interval neutrosophic prioritized OWA operator and its application to multiple attribute decision making," *Journal of Systems Science and Complexity*, vol. 29, no. 3, pp. 681-697, 2016.
- [57] P. Liu and L. Shi, "Some neutrosophic uncertain linguistic number Heronian mean operators and their application to multi-attribute group decision making," *Neural Computing and Applications*, vol. 28, no. 5, pp. 1079-1093, 2017.
- [58] J-q. Wang, Y. Yang, and L. Li, "Multi-criteria decision-making method based on single-valued neutrosophic linguistic Maclaurin symmetric mean operators," *Neural Computing and Applications*, vol. 30, no. 5, pp. 1529-1547, 2018.
- [59] D. Kour and K. Basu, "Application of extended fuzzy programming technique to a real-life transportation problem in neutrosophic environment," *Neutrosophic Sets and Systems*, vol. 10, pp. 74-86, 2015.
- [60] G. Shahzadi, M. Akram, and A. B. Saeid, "An application of single-valued neutrosophic sets in medical diagnosis," *Neutrosophic Sets and Systems*, vol. 18, pp. 80-88, 2017.
- [61] M. Mohamed, M. Abdel-Basset, A. N. Zaied, and F. Smarandache, "Neutrosophic integer programming problem," *Neutrosophic Sets and Systems*, vol. 15, pp. 3-7, 2017.
- [62] D. Kour and K. Basu, "Selection of transportation companies and their mode of transportation for interval valued data," *Neutrosophic Sets and Systems*, vol. 18, pp. 67-79, 2017.
- [63] M. Abdel-Basset, M. Gunasekaran, M. Mohamed, and F. Smarandache, "A novel method for solving the fully neutrosophic linear programming problems," *Neural Computing and Applications*, 2018
- [64] K. Mondal, S. Pramanik, and Bibhas C. Giri, "Single valued neutrosophic hyperbolic sine similarity measure based madm strategy," *Neutrosophic Sets and Systems*, vol. 20, pp. 3-11, 2018.
- [65] S. Altinirmak, Y. Gul, B. O. Okoth, and C. Karamasa, "Performance evaluation of mutual funds via single valued neutrosophic set (svns) perspective: a case study in turkey," *Neutrosophic Sets and Systems*, vol. 23, pp. 110-125, 2018.
- [66] M. V. Alava, S. P. D. Figueroa, H. M. B. Alcivar, and M. L. Vázquez, "Single valued neutrosophic numbers and analytic hierarchy process for project selection," *Neutrosophic Sets and Systems*, vol. 21, pp. 122-130, 2018.
- [67] A. Dey, B. Said; L.H. Son, A. Bakali, M. Talea, F. Smarandache, Florentin, "A new algorithm for finding minimum spanning trees with undirected neutrosophic graphs," *Granular Computing*, vol. 4, no. 1, pp. 63-69, 2019.
- [68] K. P. Teruel, J. C. Cedeno, H. L. Gavilanez, C. B. Diaz, and M. L. Vazquez, "A framework for selecting cloud computing services based on consensus under single valued neutrosophic numbers," *Neutrosophic Sets and Systems*, vol. 22, pp. 39-49, 2018.
- [69] S. Broumi, A. Bakali, M. Talea, F. Smarandache, A. Dey, L.H.Son; "Spanning tree problem with neutrosophic edge weights," in *proceedings of the first international conference on intelligent computing in data sciences, icds2017*, vol. 127, 2018, pp. 190-199.

- [70] M. Abdel-Baset, M. Mohamed, Y. Zhou, and F. Smarandache, "A critical path problem using triangular neutrosophic number," in *2017 IEEE International Conference on INnovations in Intelligent SysTems and Applications (INISTA)*, Gdynia Maritime University, Gdynia, Poland, 3-5 July 2017, pp. 403-407.
- [71] S. Broumi, A. Bakali, M. Talea, F. Smarandache, and L. Vladareanu, "Computation of shortest path problem in a network with sv-triangular neutrosophic numbers," in *IEEE International Conference on Innovations in Intelligent Systems and Applications (INISTA)*, Gdynia, Poland, 2017, pp. 426-431.
- [72] S. Broumi, A. Bakali, M. Talea, F. Smarandache, and L. Vladareanu, "Computation of shortest path problem in a network with SV-trapezoidal neutrosophic numbers," in *2016 International Conference on Advanced Mechatronic Systems (ICAMechS)*, 2016, pp. 417-422.
- [73] S. Broumi, A. Bakali, M. Talea, F. Smarandache, and L. Vladareanu, "Shortest path problem under triangular fuzzy neutrosophic information," in *2016 10th International Conference on Software, Knowledge, Information Management & Applications (SKIMA)*, 2016, pp. 169-174.
- [74] S. Broumi, M. Talea, A. Bakali, and F. Smarandache, "Shortest path problem under trapezoidal neutrosophic information," in *Infinite Study*, London, UK, 2017.
- [75] S. Broumi, A. Bakali, M. Talea, F. Smarandache, and M. ALi, "Shortest path problem under bipolar neutrosophic setting," *Applied Mechanics & Materials*, vol. 859, pp. 59-66, 2017.
- [76] S. Broumi, M. Talea, A. Bakali, and F. Smarandache, "Application of Dijkstra algorithm for solving interval valued neutrosophic shortest path problem," in *2016 IEEE Symposium Series on Computational Intelligence (SSCI)*, 2016, pp. 1-6.
- [77] S. Broumi, A. Bakali, M. Talea, F. Smarandache, KP Krishnan Kishore, R. Şahin, "Shortest path problem under interval valued neutrosophic setting," *Journal of Fundamental and Applied Sciences*, vol. 10, pp. 168-174, 2018.
- [78] R. Kumar, S. A. Edaltpanah, S. Jha, S. Broumi, and A. Dey, "Neutrosophic shortest path problem," *Neutrosophic Sets and Systems*, vol. 23, pp. 5-15, 2018.
- [79] S. Broumi, and D. Nagarajan, and A. Bakali, and M. Talea, and F. Smarandache, and M. Lathamaheswari, "The shortest path problem in interval valued trapezoidal and triangular neutrosophic environment," *Complex & Intelligent Systems*, Feb. 2019
- [80] H. Wang, F. Smarandache, Y. Zhang, and R. Sunderraman, "Single valued neutrosophic sets," *Technical sciences and applied mathematics*, pp. 10-14, 2004.
- [81] A. Chakraborty, and S. P. Mondal, and A. Ahmadian, and N. Senu, and S. Alam, and S. Salahshour, "Different forms of triangular neutrosophic numbers, de-neutrosophication techniques, and their applications," *Symmetry*, vol. 10, no. 8, pp. 1-28, 2018.
- [82] M. S. Bazaraa, J. J. Jarvis, and H. D. Sherali, *Linear programming and network flows. fourth Edition.*: A John Wiley & Sons, Inc., 2010.

Received: January 2, 2019.

Accepted: March 07, 2019.

Neutrosophic Sets and Systems (NSS) is an academic journal, published quarterly online and on paper, that has been created for publications of advanced studies in neutrosophy, neutrosophic set, neutrosophic logic, neutrosophic probability, neutrosophic statistics etc. and their applications in any field.

All submitted papers should be professional, in good English, containing a brief review of a problem and obtained results.

It is an open access journal distributed under the Creative Commons Attribution License that permits unrestricted use, distribution, and reproduction in any medium, provided the original work is properly cited.

ISSN (print): 2331-6055, ISSN (online): 2331-608X

Impact Factor: 1.739

NSS has been accepted by SCOPUS. Starting with Vol. 19, 2018, all NSS articles are indexed in Scopus.

NSS is also indexed by Google Scholar, Google Plus, Google Books, EBSCO, Cengage Thompson Gale (USA), Cengage Learning, ProQuest, Amazon Kindle, DOAJ (Sweden), University Grants Commission (UGC) - India, International Society for Research Activity (ISRA), Scientific Index Services (SIS), Academic Research Index (ResearchBib), Index Copernicus (European Union), CNKI (Tongfang Knowledge Network Technology Co., Beijing, China), etc.

Google Dictionary has translated the neologisms "neutrosophy" (1) and "neutrosophic" (2), coined in 1995 for the first time, into about 100 languages.

FOLDOC Dictionary of Computing (1, 2), Webster Dictionary (1, 2), Wordnik (1), Dictionary.com, The Free Dictionary (1), Wiktionary (2), YourDictionary (1, 2), OneLook Dictionary (1, 2), Dictionary / Thesaurus (1), Online Medical Dictionary (1, 2), and Encyclopedia (1, 2) have included these scientific neologisms.

DOI numbers are assigned to all published articles.

Registered by the Library of Congress, Washington DC, United States,  
<https://lcn.loc.gov/2013203857>.

*Recently, NSS was also approved for Emerging Sources Citation Index (ESCI) available on the Web of Science platform, starting with Vol. 15, 2017.*

#### Editors-in-Chief:

Prof. Florentin Smarandache  
Department of Mathematics and Science  
University of New Mexico  
705 Gurley Avenue  
Gallup, NM 87301, USA  
E-mail: smarand@unm.edu

Dr. Mohamed Abdel-Basset, Assistant professor,  
Department of Operations Research,  
Faculty of Computers and Informatics,  
Zagazig University, Zagazig, Egypt.  
E-mail: analyst\_mohamed@yahoo.com



\$39.95